



**THE DATASHEET OF
RS61E330MCN1JT**




RS6

Miniature Sized, High Capacitance



FPCAP



- Low ESR, High Capacitance, High ripple current.
- Miniature Sized.
- Load life of 2000 / 5000 hours at 105°C.
- Radial lead type : Lead free flow soldering condition correspondence.
- Compliant to the RoHS directive (2011/65/EU,(EU)2015/863).



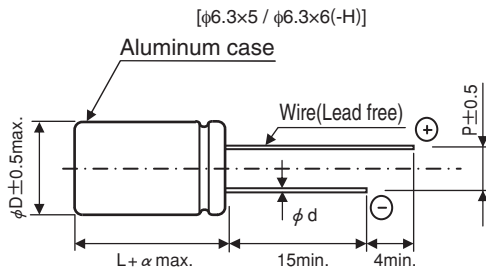
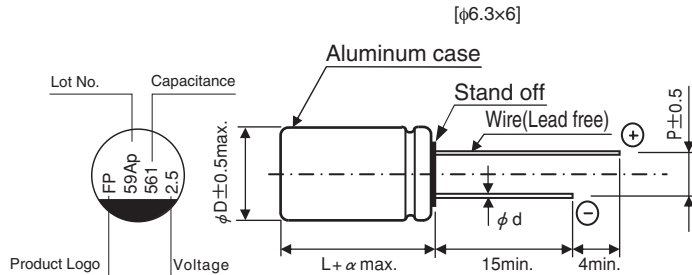
Specifications

Item	Performance Characteristics	
Category Temperature Range	-55 to +105°C	
Rated Voltage Range	2.5 to 25V	
Rated Capacitance Range	33 to 560μF	
Capacitance Tolerance	±20% at 120Hz, 20°C	
Tangent of loss angle (tan δ)	Less than or equal to the specified value at 120Hz, 20°C	
ESR (※1)	Less than or equal to the specified value at 100kHz, 20°C	
Leakage Current (※2)	Less than or equal to the specified value. After 2 minutes' application of rated voltage at 20°C	
Endurance	Test condition	105°C, rated voltage 2000 / 5000Hrs.
	Capacitance change	Within ±20% of initial value before test
	tan δ	150% or less than the initial specified value
	ESR(※1)	150% or less than the initial specified value
	Leakage current (※2)	Less than or equal to the initial specified value

※1 ESR should be measured at both of the terminal ends closest to the capacitor body.

※2 Conditioning : If any doubt arises, measure the leakage current after the voltage treatment of applying DC rated voltage continuously to the capacitor for 120 minutes at 105°C.

Dimensions

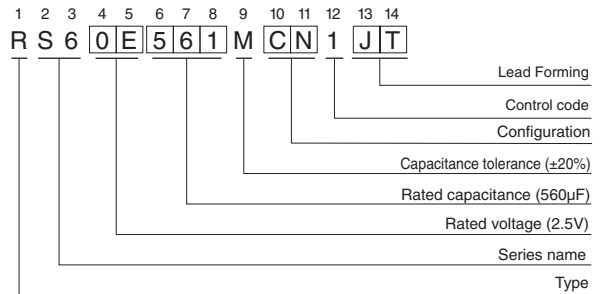


(mm)			
φD×L	φd	P	α
6.3×5	0.5	2.5	1.0
6.3×6	0.45	2.5	1.0

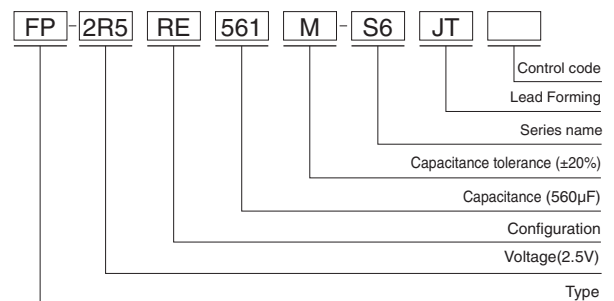
Frequency coefficient of rated ripple current

Frequency	120 Hz	1 kHz	10 kHz	100 kHz	300 kHz
Coefficient	0.10	0.45	0.50	1.00	1.00

Type numbering system (Example : 2.5V 560μF) Nichicon part number



FPCAP part number



● Dimension table in next page.

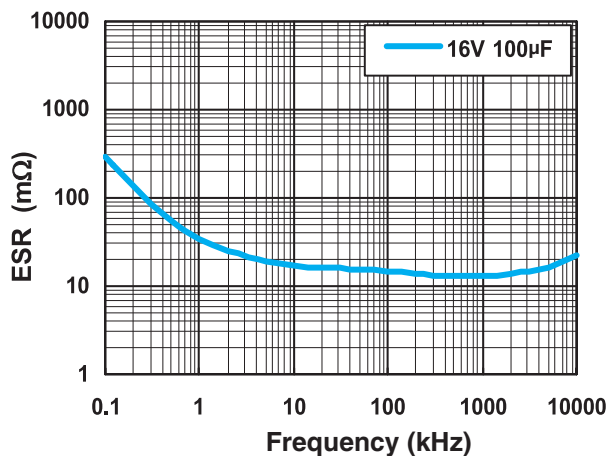
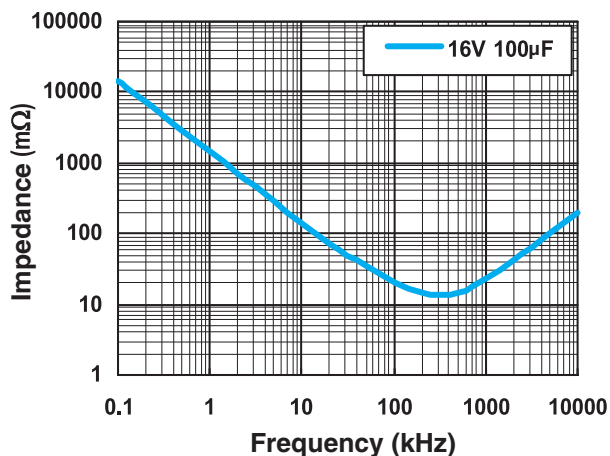
RS6

■ Dimensions

Rated Voltage (V) (code)	Surge Voltage (V)	Rated Capacitance (μF)	Case Size φD×L (mm)	tan δ	Leakage Current (μA) (at 20°C after 2 minutes)	ESR (mΩ) (20°C/100kHz)	Rated Ripple Current (mA _{rms}) (105°C/100kHz)	NICHICON	FPCAP
2.5 (0E)	2.8	390	6.3×5	0.10	500	12	3500	RS60E391MCN1 □□	FP-2R5RE391M-S6 □□
		560	6.3×5	0.12	700	13	3600	RS60E561MCN1 □□	FP-2R5RE561M-S6 □□
		*560	6.3×5	0.12	700	13	3600	RS60E561MCNASQ □□	FP-2R5RE561M-S6 □□ -5K
6.3 (0J)	7.2	220	6.3×5	0.12	500	15	3200	RS60J221MCN1 □□	FP-6R3RE221M-S6 □□
10 (1A)	11.5	150	6.3×5	0.10	450	25	2500	RS61A151MCN1 □□	FP-010RE151M-S6 □□
16 (1C)	18.4	100	6.3×6	0.10	500	24	2490	RS61C101MDS1 □□	FP-016RE101M-S6 □□
		100	6.3×6	0.10	500	24	2490	RS61C101MCS1 □□	FP-016RE101M-S6 □□ -H
		180	6.3×5	0.10	576	20	3200	RS61C181MCN1 □□	FP-016RE181M-S6 □□
25 (1E)	28.7	33	6.3×5	0.10	165	60	1700	RS61E330MCN1 □□	FP-025RE330M-S6 □□
		47	6.3×5	0.10	235	30	2800	RS61E470MCN1 □□	FP-025RE470M-S6 □□
		56	6.3×5	0.10	280	30	2800	RS61E560MCN1 □□	FP-025RE560M-S6 □□

* : Load life 5000hours.

■ Frequency Characteristics (The frequency characteristics are typical and not a guaranteed value.)



• For formed lead or taped product specifications and minimum order quantity, please refer to the Guidelines for Aluminum Electrolytic Capacitors.

Looking for pricing, stock, or lifecycle information?

Click below to explore more details on WIN SOURCE:

 [View RS61E330MCN1JT on WIN SOURCE](#)

 [Nichicon Information](#)

Optimize Your Supply Chain with WIN SOURCE Solutions

-  Global Sourcing Solution
-  Obsolete Management
-  Cost Control Management
-  Shortage Management
-  Alternative Solution
-  Excess Inventory Management