



THE DATASHEET OF CEM-1212C





MODEL: CEM-1212C | DESCRIPTION: MAGNETIC BUZZER INDICATOR

FEATURES

- magnetic indicator with pin mount
- 12 Vdc rating
- 2300 Hz rated frequency



SPECIFICATIONS

parameter	conditions/description	min	typ	max	units
rated voltage			12		Vdc
operating voltage		8		16	Vdc
current consumption	at rated voltage			35	mA
rated frequency		2,000	2,300	2,600	Hz
sound pressure level	at 10 cm (A-weight), rated voltage	85	94		dB(A)
dimensions	Ø12 x 9.5				mm
weight			1.6		g
material	PPO				
terminal	pin type (Au plating)				
operating temperature		-20		60	°C
storage temperature		-30		70	°C
washable	yes				
RoHS	yes				

Notes: 1. All specifications measured at 5-35°C, humidity at 45-85%, under 86-106kPa pressure, unless otherwise noted.

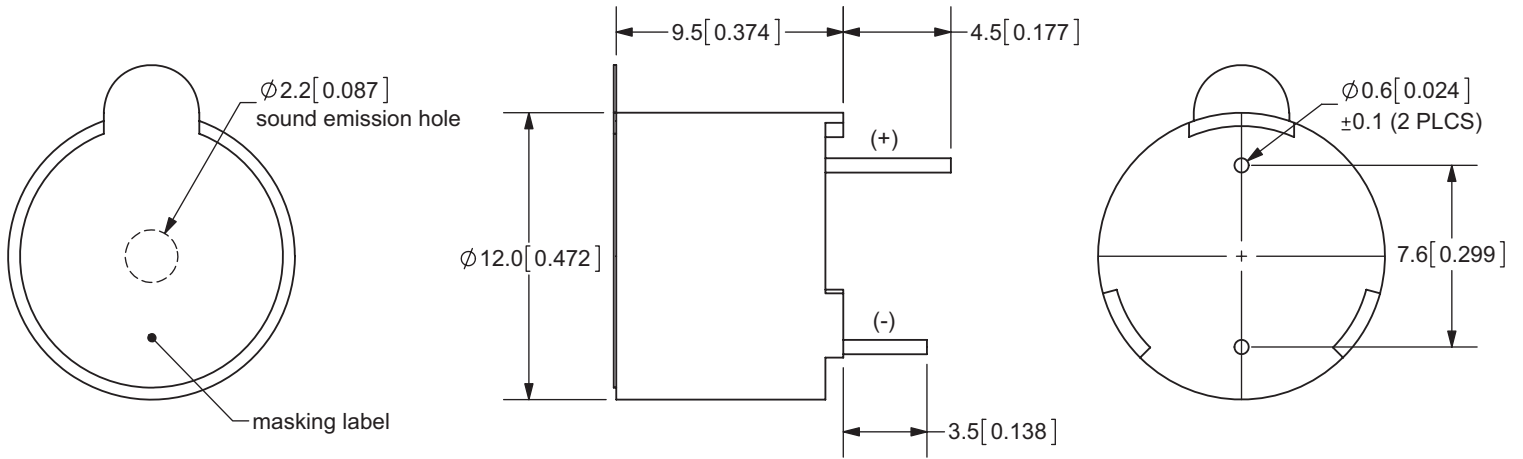
SOLDERABILITY

parameter	conditions/description	min	typ	max	units
hand soldering ²	for maximum 2 seconds	330		380	°C

Notes: 2. Not recommended for wave soldering

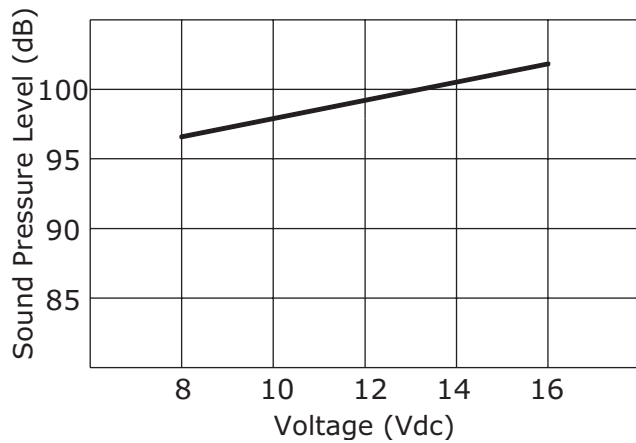
MECHANICAL DRAWING

units: mm
tolerance: ±0.5 mm

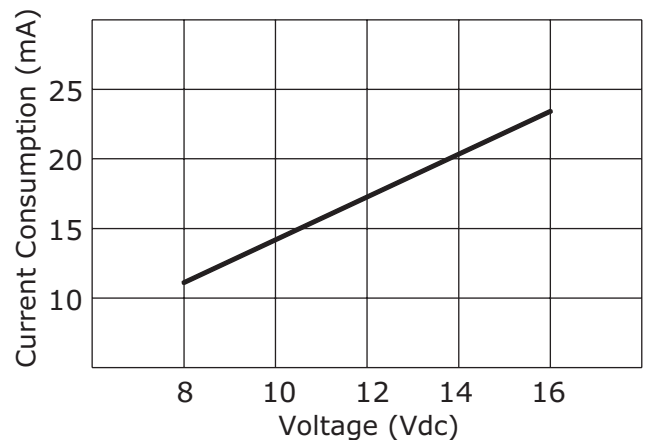


PERFORMANCE CURVES

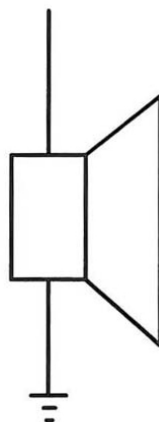
Voltage vs. Sound Pressure Level
at 10 cm, 25°C



Voltage vs. Current Consumption
at 25°C



MEASUREMENT METHOD



REVISION HISTORY

rev.	description	date
1.0	initial release	09/08/2006
1.01	brand update	01/14/2020
1.02	logo, datasheet style update	08/05/2022
1.03	CUI Devices rebranded to Same Sky	09/11/2024

The revision history provided is for informational purposes only and is believed to be accurate.



Same Sky offers a one (1) year limited warranty. Complete warranty information is listed on our website.

Same Sky reserves the right to make changes to the product at any time without notice. Information provided by Same Sky is believed to be accurate and reliable. However, no responsibility is assumed by Same Sky for its use, nor for any infringements of patents or other rights of third parties which may result from its use.

Same Sky products are not authorized or warranted for use as critical components in equipment that requires an extremely high level of reliability. A critical component is any component of a life support device or system whose failure to perform can be reasonably expected to cause the failure of the life support device or system, or to affect its safety or effectiveness.

[sameskydevices.com](https://www.sameskydevices.com)

Looking for pricing, stock, or lifecycle information?

Click below to explore more details on WIN SOURCE:

 [View CEM-1212C on WIN SOURCE](#)

 [Same Sky Information](#)

Optimize Your Supply Chain with WIN SOURCE Solutions

-  Global Sourcing Solution
-  Obsolete Management
-  Cost Control Management
-  Shortage Management
-  Alternative Solution
-  Excess Inventory Management