




**THE DATASHEET OF
PD1722J5050S3HF**





**Ultra Low Profile 0805 Power Divider
3 Way 50Ω to 50Ω**



Description:

The PD1722J5050S3HF is a low profile, sub-miniature Wilkinson power divider in an easy to use surface mount package and is ideal for high volume manufacturing while delivering higher performances than traditional printed and lumped element solutions. It has been designed for the DCS, PCS, UMTS and CDMA markets. The PD1722J5050S3HF is matched to 50 Ω and has a height profile of 0.79 mm. Three external resistors are required for operation. Components are available on tape and reel for high volume manufacturing pick and place.

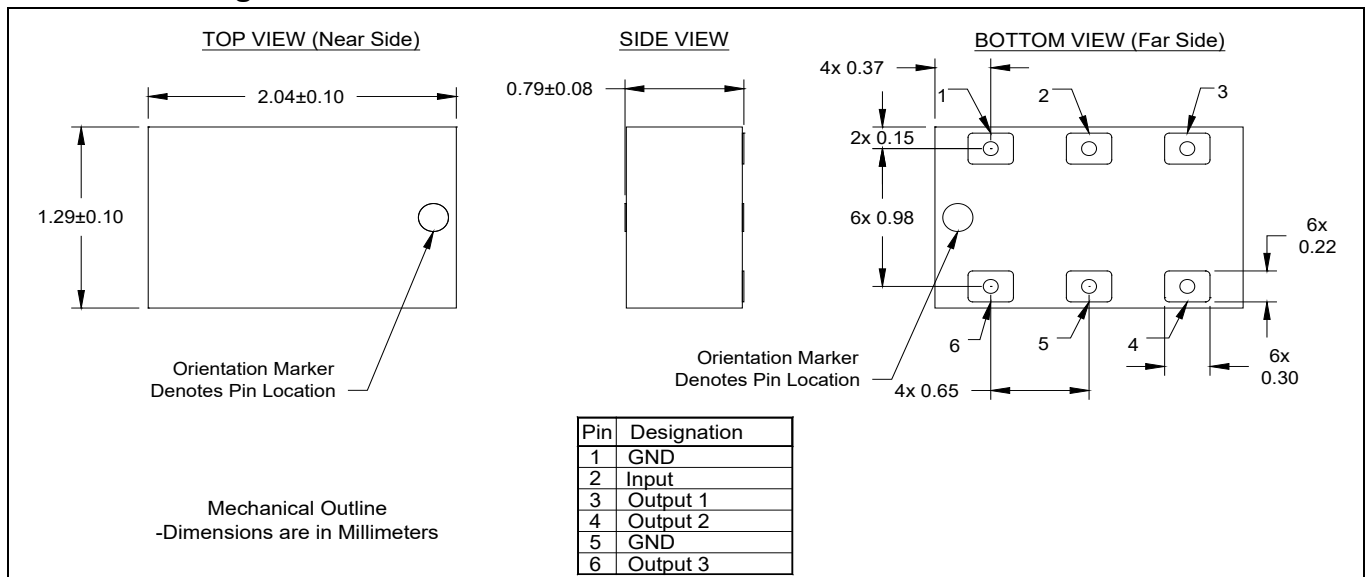
Detailed Electrical Specifications:

Specifications subject to change without notice.

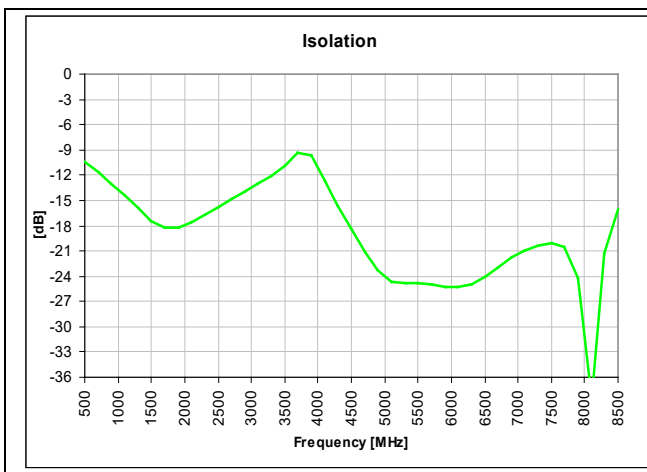
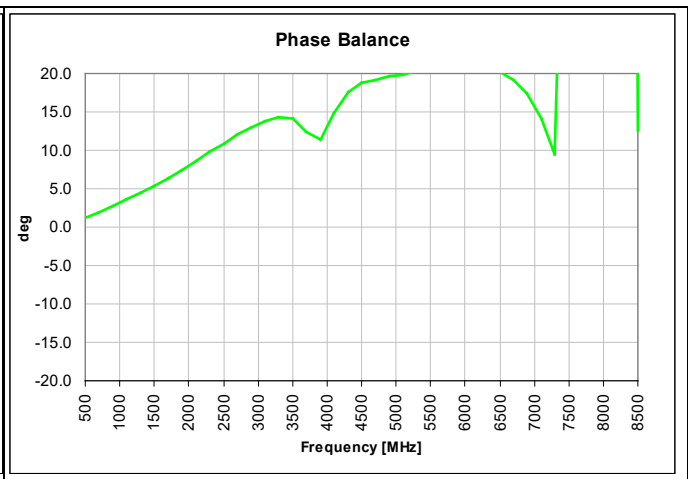
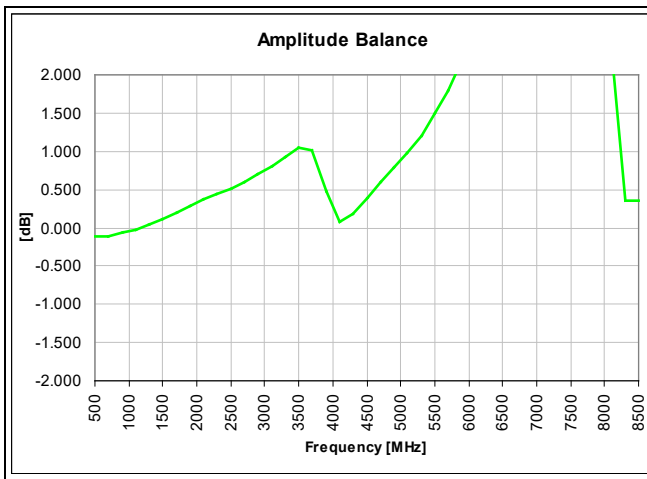
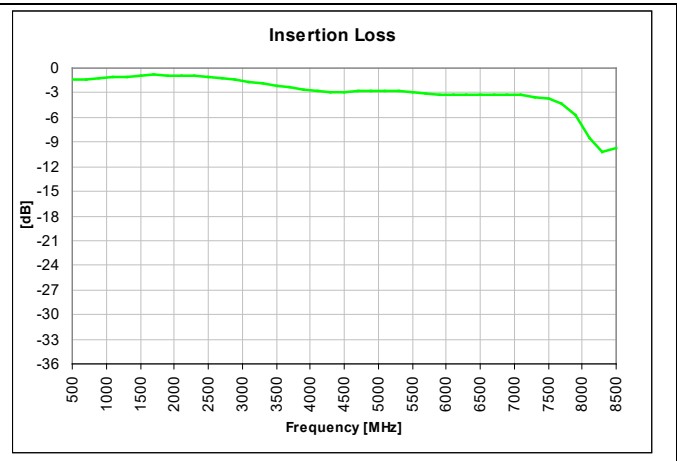
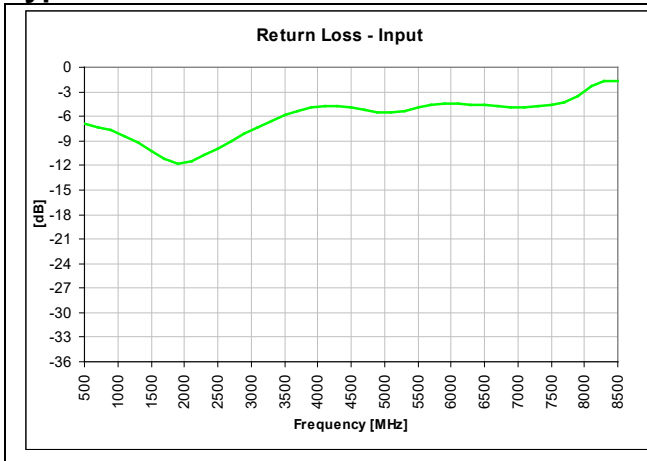
Features:	Parameter	ROOM (25°C)			Unit
		Min.	Typ.	Max	
<ul style="list-style-type: none"> • 1700 – 2200 MHz • 0.82 mm Height Profile • 50Ω Outputs/Inputs • DCS/PCS/UMTS/CDMA • External resistors required • Low Insertion Loss • Surface Mountable • Tape & Reel • Non-conductive Surface • RoHS Compliant • Halogen Free 	Frequency	1700		2200	MHz
	Input Port Impedance		50		Ω
	Output Port Impedance		50		Ω
	Return Loss	9	11		dB
	Insertion Loss*		0.9	1.3	dB
	Amplitude Balance		0.5	0.9	dB
	Phase Balance		9	12	Degrees
	Isolation (Output Ports)	14	17		dB
	Power Handling			1	Watts
	Operating Temperature	-55		+85	°C

*Insertion Loss stated at room temperature (Insertion Loss is approximately 0.1 dB higher at +85 °C)


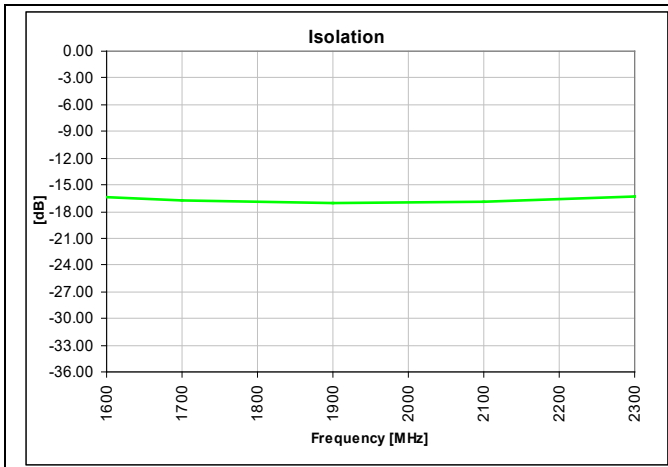
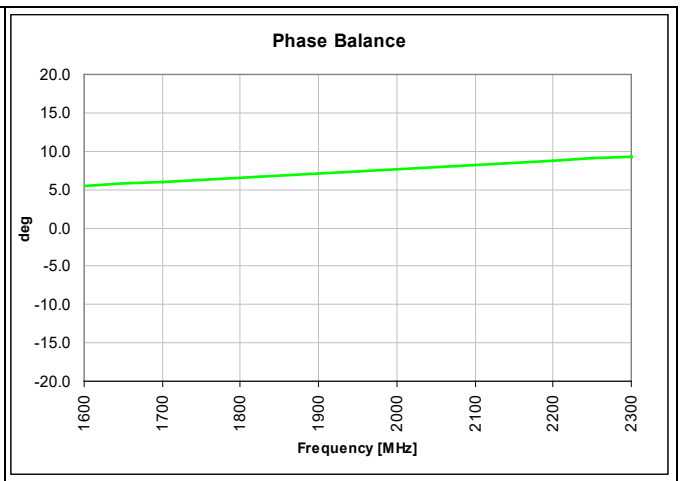
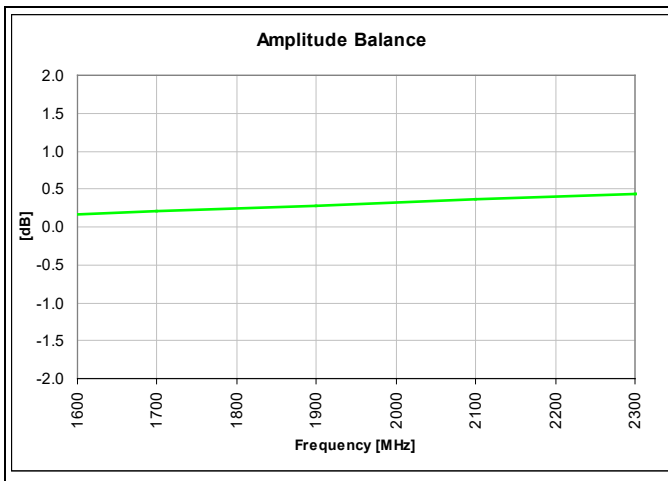
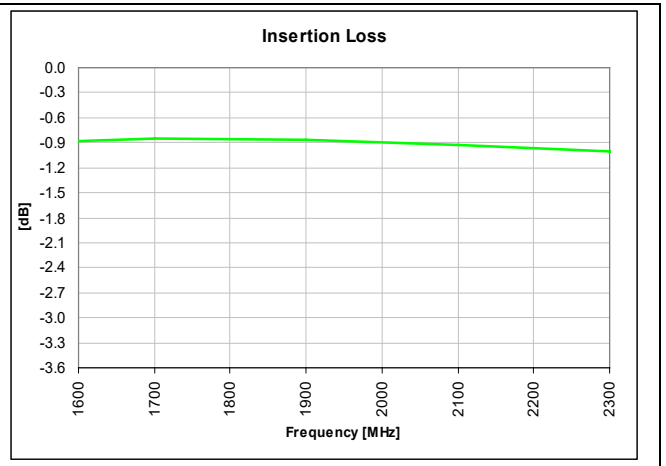
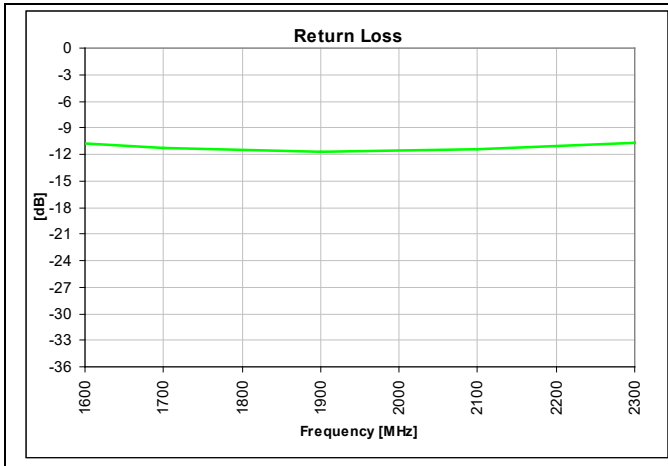
Outline Drawing:



Typical Performance: 500 MHz. to 8.5 GHz.



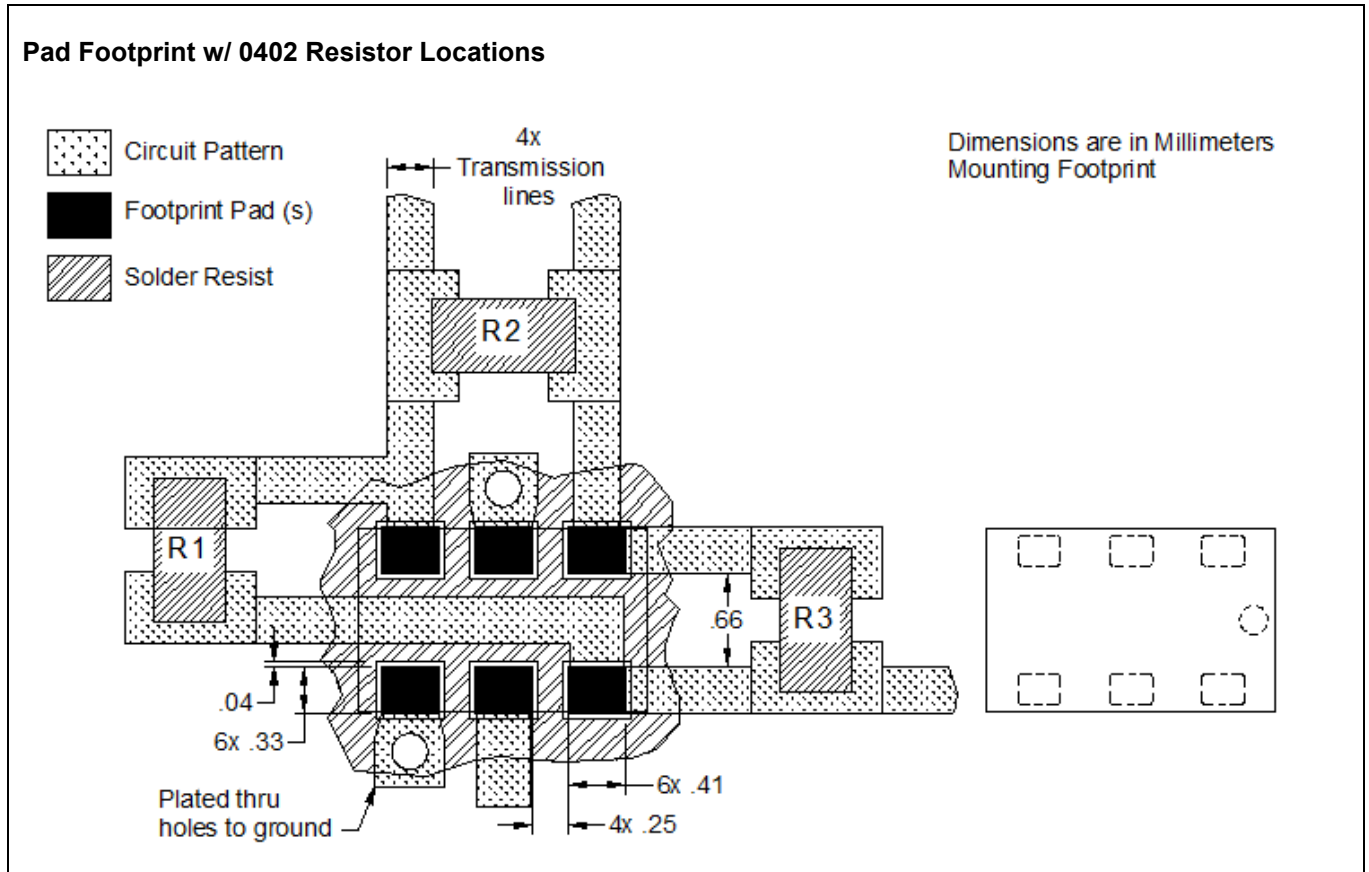
Wide Band Performance: 1600 MHz. to 2300 MHz.



Mounting Configuration:

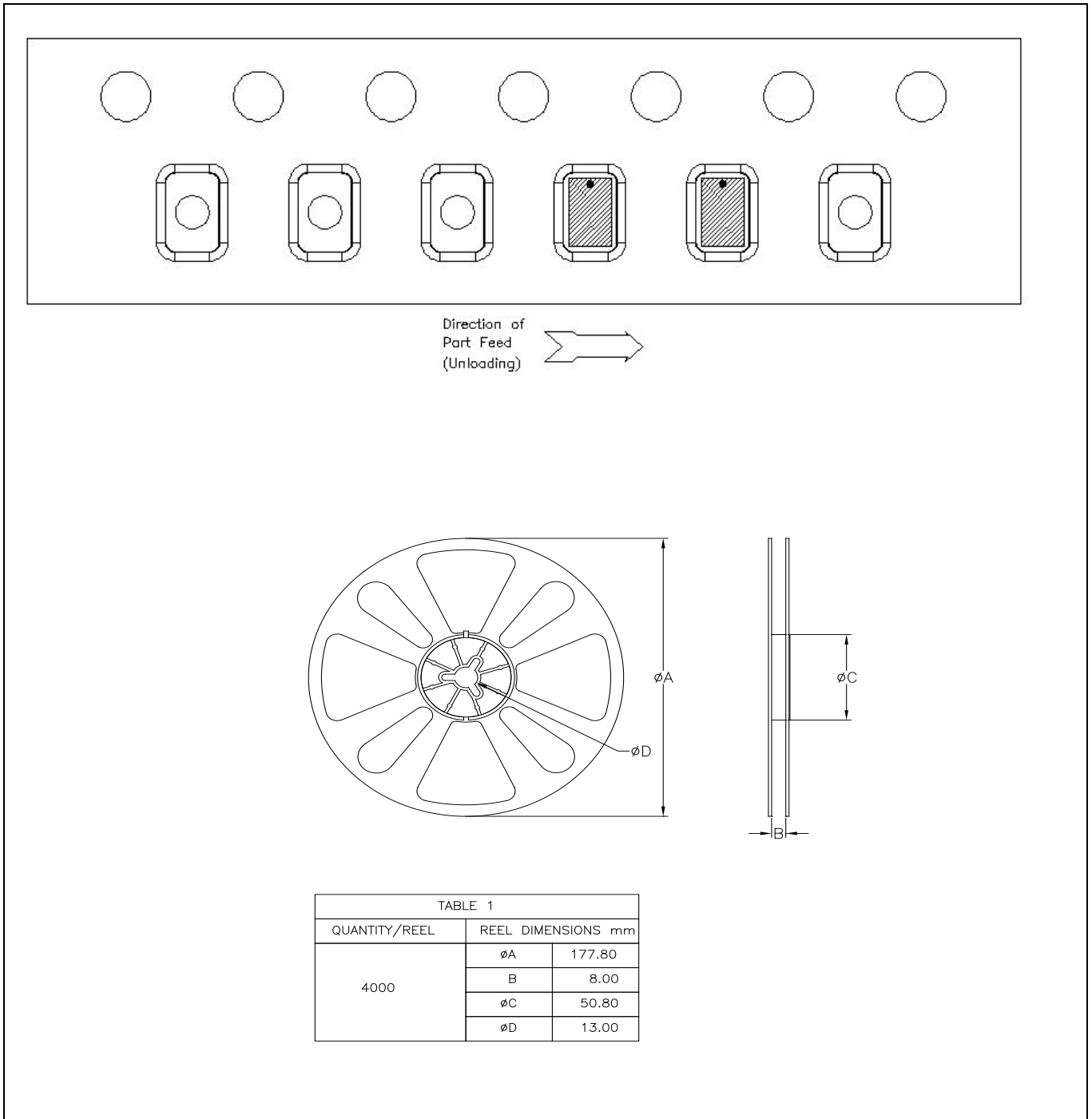
In order for Xinger surface mount components to work optimally, the proper impedance transmission lines must be used to connect to the RF ports. If this condition is not satisfied, insertion loss, Isolation and VSWR may not meet published specifications.

All of the Xinger components of the PCB footprint used in the testing of these parts is shown below. In specific designs, the transmission line widths need to be adjusted to the unique dielectric coefficients and thickness as well as varying pick and place equipment tolerances. In addition, since the PD1722J5050S3HF is a Wilkinson power divider, external 0402 100Ω resistors must be mounted as shown in the Figure below.



Packaging and Ordering Information:

Parts are available in reel and are packaged per EIA 481-D. Parts are oriented in tape and reel as shown below. Minimum order quantities are 4000 per reel.



Contact us:
rf&s_support@ttm.com

Looking for pricing, stock, or lifecycle information?

Click below to explore more details on WIN SOURCE:

 [View PD1722J5050S3HF](#) on WIN SOURCE

 [Anaren](#) Information

Optimize Your Supply Chain with WIN SOURCE Solutions

-  Global Sourcing Solution
-  Obsolete Management
-  Cost Control Management
-  Shortage Management
-  Alternative Solution
-  Excess Inventory Management