



**THE DATASHEET OF
D6R50 F2 LFS**



D6 Series

SMT Momentary Key Switches



Specifications

Function	Momentary
Contact Arrangement	SPST - NO
Distance Between Buttons Centers	Min.: 12.7 (0.500)
Terminals	PC pins

Environmental/Mechanical Characteristics

Mechanical	Non-Illuminated	Illuminated
Switching Travel	Version F1: 0.2 mm ≤ Te ≤ 1.0 mm Version F2: 0.3 mm ≤ Te ≤ 1.1 mm	0.4 mm ≤ Te ≤ 0.8 mm
Operating Force	Version F1: 0.8N ≤ Fa ≤ 1.8N Version F2: 2.0N ≤ Fa ≤ 3.5N	Version F1: 0.8N ≤ Fa ≤ 1.8N Version F2: 1.5N ≤ Fa ≤ 2.5N
Sealing	IP40	
Operating Temperature	-20°C to 85°C	-20°C to 60°C
Solderability	Wave soldering, compatible with lead free soldering profile. Hand soldering, 350°C for 3 seconds	
Packaging	The D6 switches are delivered in boxes containing 10 trays with 250 pieces each: Total 2,500 pieces per box. The D6 buttons are delivered in bulk with 2500 pieces per box.	

Description

The D6 SPST Momentary keyswitch by C&K is often used in appliances, electronic games, video applications and industrial controls, due to its ability to withstand high temperatures. The D6 is built to enable easy X, Y coding on a single side PCB, is RoHS compliant and can be ordered in a variety of colors and styles, making it easy to match this switch to your product design.

Features & Benefits

- Easy X, Y coding on single side PCB
- Positive/ smooth tactile feedback
- High temperature
- Wide variety of colors & styles
- Illuminated versions available
- RoHS compliant and compatible

Applications

- Video
- Electronic games
- Appliances

Electrical Characteristics

Electrical	Non-Illuminated	Illuminated
Switching Power Max.	3 VA	0.35 VA
Switching Voltage Max.	32 V DC	35 V DC
Switching Current Max.	100 mA DC	10 mA DC
Operating Life with max. switching power	Version F1: 250,000 operations Version F2: 100,000 operations	Version F1: 100,000 operations Version F2: 30,000 operations
Contact Resistance	≤ 100 mΩ	≤ 200 mΩ
Dielectric Strength (50 Hz / 1 min)	250 V	
Insulation Resistance	≥ 10 ⁸ Ω	
Bounce Time	≤ 10 ms	

D6 Series

SMT Momentary Key Switches

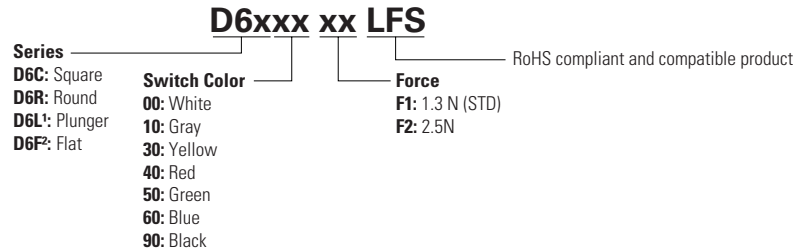


Ordering Number

Our easy build-a-switch concept allows you to mix and match options to create the switch you need. To order, select desired option from each category and place it in the appropriate box.

Non-Illuminated

Switch

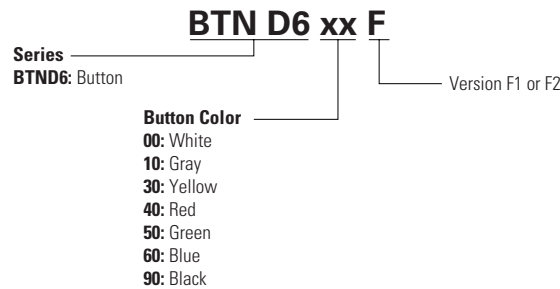


Notes

1. Available only in color 90 (black)
2. Available only in color 90 (black) or 00 (white)

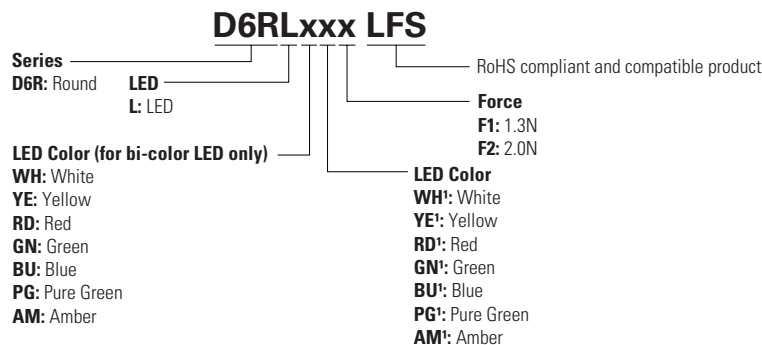
Button

Buttons can be ordered separately
Shipped in bulk. D6 button for use with D6C only



Illuminated

Switch



Notes

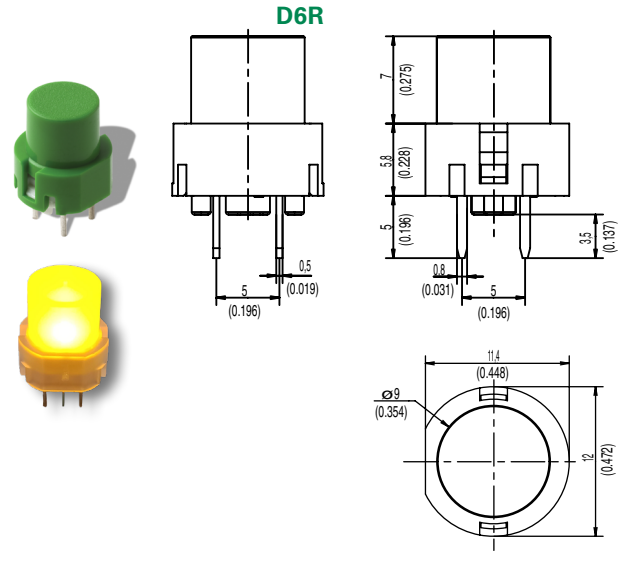
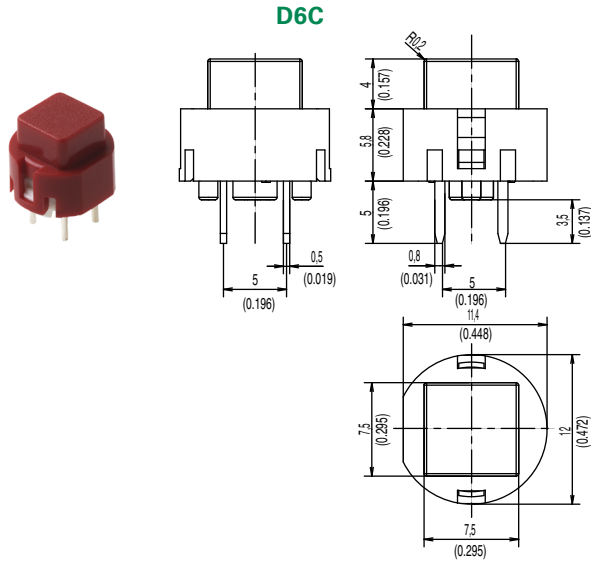
1. Please contact technical support for these configuration

D6 Series

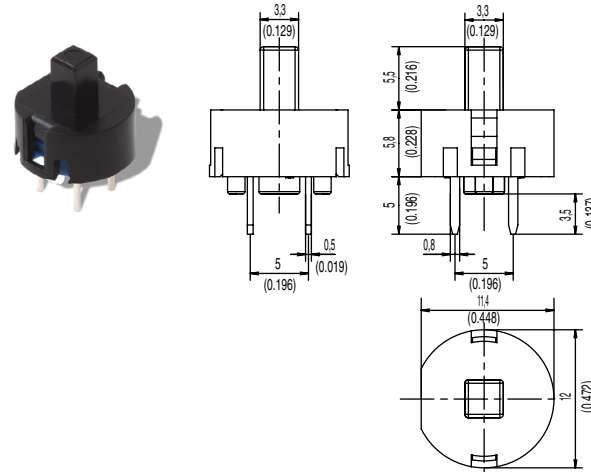
SMT Momentary Key Switches



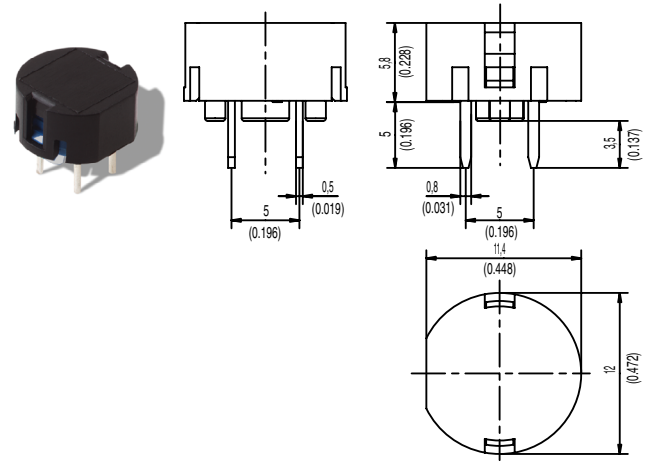
Series



D6L (Only available in Black)



D6F (Only available in Black or White)

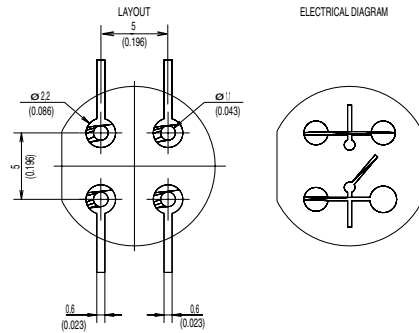


D6 Series

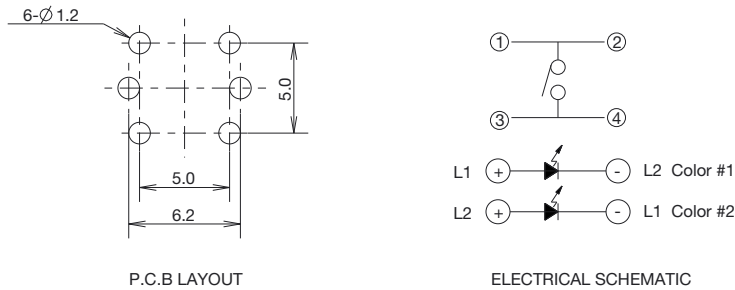
SMT Momentary Key Switches



PCB Layout Switch (Non-Illuminated)



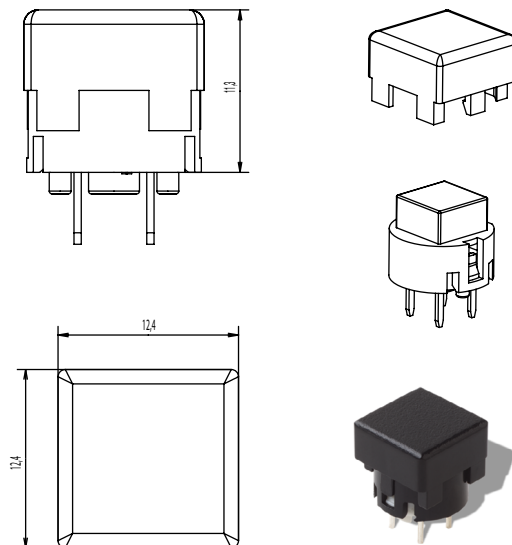
Switch (Illuminated)



Button Available

BTND6 Buttons must be order separately. Shipped in Bulk.

Note: Only compatible with D6C





Option Code	Button Color
00	White
10	Gray
30	Yellow
40	Red
50	Green
60	Blue
90	Black

Disclaimer Notice - Information furnished is believed to be accurate and reliable. However, users should independently evaluate the suitability of and test each product selected for their own applications. Littelfuse products are not designed for, and may not be used in, all applications. Read complete Disclaimer Notice at <http://www.littelfuse.com/disclaimer-electronics>.

Looking for pricing, stock, or lifecycle information?

Click below to explore more details on WIN SOURCE:

-  [View D6R50 F2 LFS on WIN SOURCE](#)
-  [C&K Components Information](#)

Optimize Your Supply Chain with WIN SOURCE Solutions

-  Global Sourcing Solution
-  Obsolete Management
-  Cost Control Management
-  Shortage Management
-  Alternative Solution
-  Excess Inventory Management