



**THE DATASHEET OF**  
**0034.6077**



## Subminiature Fuse, 8.5 mm, Quick-Acting F, 250 VAC



Subminiature fuse 8.5 mm, quick-acting  
F, 250 VAC  
Short terminal



Subminiature fuse 8.5 mm, quick-acting  
F, 250 VAC  
Terminal long  
PCB

## IEC 60127-3 · 250 VAC · Quick-Acting F

See below:

[Approvals and Compliances](#)

### Description

- Directly solderable on printed circuit boards
- Low Breaking Capacity

### References


Last order date: 30.04.2026

Last delivery date: 31.07.2026

### Weblinks

[pdf data sheet](#), [html datasheet](#), [General Product Information](#), [Distributor-Stock-Check](#), [Detailed request for product](#)

### Technical Data

Rated Voltage	250 VAC	Soldering Methods	Wave <a href="#">Soldering Profile</a>
Rated current	0.04 - 5 A	Solderability	235 °C / 2 sec acc. to IEC 60068-2-20, Test Ta
Breaking Capacity	35 A	Resistance to Soldering Heat	260 °C / 10 sec acc. to IEC 60068-2-20, Test Tb
Characteristic	Quick-Acting F	Case Resistance	>100 MΩ (between leads and body) acc. to EIA/IS-722, Test 4.7
Mounting	PCB, THT	Flammability	UL 94V-0 (acc. to EIA/IS-722, Test 4.12)
Admissible Ambient Temp.	-40 °C to 85 °C	Resistance to Vibration	acc. to IEC 60068-2-6, test Fc
Climatic Category	40/085/21 acc. to IEC 60068-1	Current Carrying Capacity	acc. to EIA/IS-722, Test 4.3.3
Material: Housing	Thermoplastic, UL 94V-0	Moisture Sensitivity Level	(acc. to EIA/IS-722, Test 4.4.3)
Material: Terminals	Tin-Plated Copper	Thermal Shock	MIL-STD-202, Method 107D (200 air-to-air cycles from -55 to +125 °C)
Unit Weight	0.5 g	Operational Time	1000h @ 0.60 x In @ 70 °C (acc. to EIA/IS-722, Test 4.4.1)
Storage Conditions	0 °C to 40 °C, max. 70% r.h.	Load Humidity Test	0.1 x In @ 0.85 r.H. @ 85 °C (acc. to EIA/IS-722, Test 4.4.2)
Product Marking	 , Type, Rated current, Rated Voltage, Characteristic, Certification marks	Mechanical Shock	MIL-STD-202, Method 213 Condition A
		Resistance to Solvents	MIL-STD-202, Method 215
		Terminal Strength	Tensile load min. 9 N (acc. to EIA/IS-722, Test 4.5.1)




### Approvals and Compliances

Detailed information on product approvals, code requirements, usage instructions and detailed test conditions can be looked up in [Details about Approvals](#)

SCHURTER products are designed for use in industrial environments. They have approvals from independent testing bodies according to national and international standards. Products with specific characteristics and requirements such as required in the automotive sector according to IATF 16949, medical technology according to ISO 13485 or in the aerospace industry can be offered exclusively with customer-specific, individual agreements by SCHURTER.




## Approvals

The approval mark is used by the testing authorities to certify compliance with the safety requirements placed on electronic products.  
 Approval Reference Type: MSF 250

Approval Logo	Certificates	Certification Body	Description
	VDE Approvals	VDE	VDE Certificate Number: 101035
	UL Approvals	UL	UR File Number: E41599
	CCC Approvals	CCC	CCC Certificate Number: 2020970207000095

## Product standards

Product standards that are referenced

Organization	Design	Standard	Description
	Designed according to	IEC 60127-3/3	Miniature fuses - Part 3: Miniature fuse-links
	Designed according to	UL 248-14	Low voltage fuses - Part 14: Supplemental fuses
	Designed according to	CSA22.2 No. 248.14	Low-Voltage Fuses - Part 14: Supplemental Fuses






## Application standards

Application standards where the product can be used

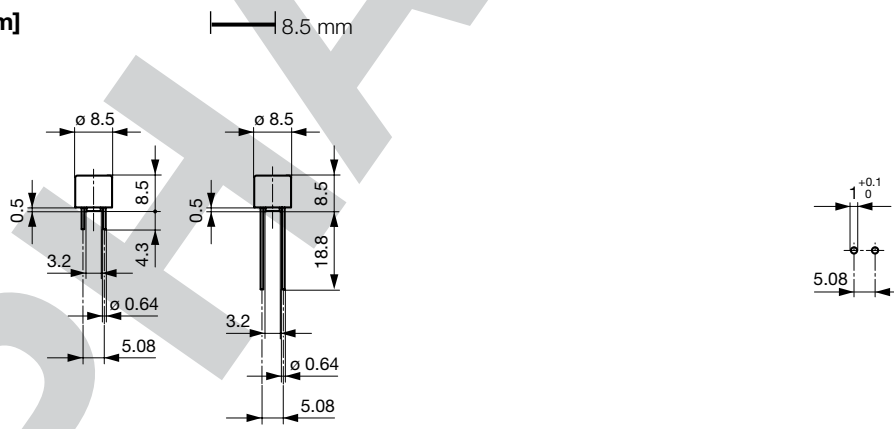
Organization	Design	Standard	Description
	Suitable for applications acc.	IEC/UL 62368-1	Audio/video, information and communication technology equipment - Part 1: Safety requirements

## Compliances

The product complies with following Guide Lines

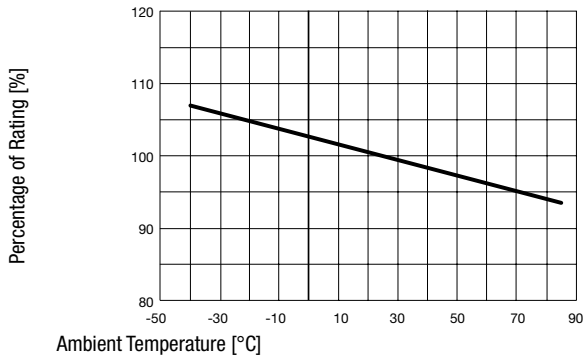
Identification	Details	Initiator	Description
	CE declaration of conformity	SCHURTER AG	The CE marking declares that the product complies with the applicable requirements laid down in the harmonisation of Community legislation on its affixing in accordance with EU Regulation 765/2008.
	UKCA declaration of conformity	SCHURTER AG	The UKCA marking declares that the product complies with the applicable requirements laid down in the British Amendment of Regulation (EC) 765/2008.
	RoHS	SCHURTER AG	Directive RoHS 2011/65/EU, Amendment (EU) 2015/863
	China RoHS	SCHURTER AG	The law SJ / T 11363-2006 (China RoHS) has been in force since 1 March 2007. It is similar to the EU directive RoHS.
	REACH	SCHURTER AG	On 1 June 2007, Regulation (EC) No 1907/2006 on the Registration, Evaluation, Authorization and Restriction of Chemicals 1 (abbreviated as "REACH") entered into force.

## Dimension [mm]



Drilling diagram

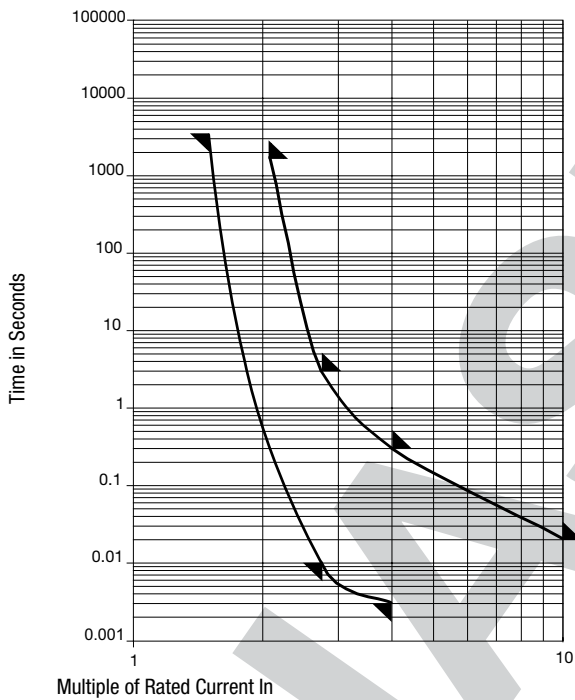
Derating Curves






Pre-Arcing Time




Rated Current $I_n$	1.5 x $I_n$ min.	2.1 x $I_n$ max.	2.75 x $I_n$ min.	2.75 x $I_n$ max.	4.0 x $I_n$ min.	4.0 x $I_n$ max.	10.0 x $I_n$ max.
0.04 A - 5 A	60 min	30 min	10 ms	3 s	3 ms	300 ms	20 ms




Time-Current-Curves



Variants

Rated Current [A]	Rated Voltage [VAC]	Breaking Capacity	Voltage Drop 1.0 $I_n$ max. [mV]	Voltage Drop 1.0 $I_n$ typ. [mV]	Power Dissipation 1.5 $I_n$ max. [mW]	Melting $I^2t$ 10.0 $I_n$ typ. [A <sup>2</sup> s]	  	S	L	T	Order Number
0.04	250	1)	-	400	-	0.00016	●	●			0034.6000
0.05	250	1)	850	460	110	0.0004	●	●	●	●	0034.6001
0.063	250	1)	750	330	120	0.001	●	●	●	●	0034.6002
0.08	250	1)	650	280	140	0.001	●	●	●	●	0034.6003
0.1	250	1)	600	300	160	0.002	●	●	●	●	0034.6004
0.125	250	1)	550	210	180	0.006	●	●	●	●	0034.6005
0.16	250	1)	500	460	210	0.014	●	●	●	●	0034.6006

Rated Current [A]	Rated Voltage [VAC]	Breaking Capacity	Voltage Drop 1.0 I <sub>n</sub> max. [mV]	Voltage Drop 1.0 I <sub>n</sub> typ. [mV]	Power Dissipation 1.5 I <sub>n</sub> max. [mW]	Melting I <sup>2</sup> t 10.0 I <sub>n</sub> typ. [A <sup>2</sup> s]				S	L	T	Order Number
0.2	250	1)	480	470	250	0.024	●	●	●	●			0034.6007
0.25	250	1)	440	360	290	0.058	●	●	●	●			0034.6008
0.315	250	1)	400	345	330	0.104	●	●	●	●			0034.6009
0.4	250	1)	370	80	390	0.044	●	●	●	●			0034.6010
0.5	250	1)	350	75	460	0.09	●	●	●	●			0034.6011
0.63	250	1)	320	70	530	0.15	●	●	●	●			0034.6012
0.8	250	1)	300	70	630	0.22	●	●	●	●			0034.6013
1	250	1)	280	70	740	0.33	●	●	●	●			0034.6014
1.25	250	1)	280	65	920	0.68	●	●	●	●			0034.6015
1.6	250	1)	250	70	1000	0.94	●	●	●	●			0034.6016
2	250	1)	240	70	1360	1.3	●	●	●	●			0034.6017
2.5	250	1)	200	65	1310	1.9	●	●	●	●			0034.6018
3.15	250	1)	180	65	1490	5.4	●	●	●	●			0034.6019
4	250	2)	160	60	1680	7.9	●	●	●	●			0034.6020
5	250	2)	150	60	1970	11.2	●	●	●	●			0034.6021
0.04	250	1)	-	400	-	0.00016	●	●	●	●			0034.6030
0.05	250	1)	850	460	110	0.0004	●	●	●	●			0034.6031
0.063	250	1)	750	330	120	0.001	●	●	●	●			0034.6032
0.08	250	1)	650	280	140	0.001	●	●	●	●			0034.6033
0.1	250	1)	600	300	160	0.002	●	●	●	●			0034.6034
0.125	250	1)	550	210	180	0.006	●	●	●	●			0034.6035
0.16	250	1)	500	460	210	0.014	●	●	●	●			0034.6036
0.2	250	1)	480	470	250	0.024	●	●	●	●			0034.6037
0.25	250	1)	440	360	290	0.058	●	●	●	●			0034.6038
0.315	250	1)	400	345	330	0.104	●	●	●	●			0034.6039
0.4	250	1)	370	80	390	0.044	●	●	●	●			0034.6040
0.5	250	1)	350	75	460	0.09	●	●	●	●			0034.6041
0.63	250	1)	320	70	530	0.15	●	●	●	●			0034.6042
0.8	250	1)	300	70	630	0.22	●	●	●	●			0034.6043
1	250	1)	280	70	740	0.33	●	●	●	●			0034.6044
1.25	250	1)	280	65	920	0.68	●	●	●	●			0034.6045
1.6	250	1)	250	70	1000	0.94	●	●	●	●			0034.6046
2	250	1)	240	70	1360	1.3	●	●	●	●			0034.6047
2.5	250	1)	200	65	1310	1.9	●	●	●	●			0034.6048
3.15	250	1)	180	65	1490	5.4	●	●	●	●			0034.6049
4	250	2)	160	60	1680	7.9	●	●	●	●			0034.6050
5	250	2)	150	60	1970	11.2	●	●	●	●			0034.6051
0.04	250	1)	-	400	-	0.00016	●	●	●	●			0034.6060
0.05	250	1)	850	460	110	0.0004	●	●	●	●			0034.6061
0.063	250	1)	750	330	120	0.001	●	●	●	●			0034.6062
0.08	250	1)	650	280	140	0.001	●	●	●	●			0034.6063
0.1	250	1)	600	300	160	0.002	●	●	●	●			0034.6064
0.125	250	1)	550	210	180	0.006	●	●	●	●			0034.6065
0.16	250	1)	500	460	210	0.014	●	●	●	●			0034.6066
0.2	250	1)	480	470	250	0.024	●	●	●	●			0034.6067
0.25	250	1)	440	360	290	0.058	●	●	●	●			0034.6068
0.315	250	1)	400	345	330	0.104	●	●	●	●			0034.6069
0.4	250	1)	370	80	390	0.044	●	●	●	●			0034.6070
0.5	250	1)	350	75	460	0.09	●	●	●	●			0034.6071
0.63	250	1)	320	70	530	0.15	●	●	●	●			0034.6072
0.8	250	1)	300	70	630	0.22	●	●	●	●			0034.6073
1	250	1)	280	70	740	0.33	●	●	●	●			0034.6074
1.25	250	1)	280	65	920	0.68	●	●	●	●			0034.6075

Rated Current [A]	Rated Voltage [VAC]	Breaking Capacity	Voltage Drop 1.0 I <sub>n</sub> max. [mV]	Voltage Drop 1.0 I <sub>n</sub> typ. [mV]	Power Dissipation 1.5 I <sub>n</sub> max. [mW]	Melting I <sup>2</sup> t 10.0 I <sub>n</sub> typ. [A <sup>2</sup> s]				S	L	T	Order Number
1.6	250	1)	250	70	1000	0.94	●	●	●	●			0034.6076
2	250	1)	240	70	1360	1.3	●	●	●	●			0034.6077
2.5	250	1)	200	65	1310	1.9	●	●	●	●			0034.6078
3.15	250	1)	180	65	1490	5.4	●	●	●	●			0034.6079
4	250	2)	160	60	1680	7.9	●			●			0034.6080
5	250	2)	150	60	1970	11.2	●			●			0034.6081

Availability for all products can be searched real-time: <https://www.schurter.com/en/info-center/support-tools/stock-check-distributors>

1) 35 A @ 250 VAC

2) 10 In @ 250 VAC

**Packaging Unit**  
acc. IEC 60286-2

S = 4.3 mm    100 pcs in ESD-plastic bag  
 L = 18.8 mm    100 St. (Bulk)  
 T = 18.8 mm    750 pcs. in tape [P = P0: 12.7; P1: 3.81; H1: 26.45] on reel [A: 360; W3: 40; W4: 52; C: 30.5]

## Looking for pricing, stock, or lifecycle information?

Click below to explore more details on WIN SOURCE:

 [View 0034.6077 on WIN SOURCE](#)

 [Schurter Inc. Information](#)

## Optimize Your Supply Chain with WIN SOURCE Solutions

-  Global Sourcing Solution
-  Obsolete Management
-  Cost Control Management
-  Shortage Management
-  Alternative Solution
-  Excess Inventory Management