

1A, 50V - 600V Ultra Fast Surface Mount Rectifier

FEATURES

- Glass passivated chip junction
- Ideal for automated placement
- Ultra Fast recovery time for high efficiency
- Low forward voltage, low power loss
- Moisture sensitivity level: level 1, per J-STD-020
- RoHS Compliant
- Halogen-free according to IEC 61249-2-21

APPLICATIONS

- Switching mode power supply (SMPS)
- Adapters
- Lighting application
- Converter

MECHANICAL DATA

- Case: DO-214AA (SMB)
- Molding compound meets UL 94V-0 flammability rating
- Terminal: Matte tin plated leads, solderable per J-STD-002
- Meet JESD 201 class 2 whisker test
- Polarity: Indicated by cathode band
- Weight: 0.090g (approximately)

KEY PARAMETERS		
PARAMETER	VALUE	UNIT
I_F	1	A
V_{RRM}	50 - 600	V
I_{FSM}	40, 35	A
$T_{J\ MAX}$	175	°C
Package	DO-214AA (SMB)	
Configuration	Single die	



DO-214AA (SMB)



ABSOLUTE MAXIMUM RATINGS ($T_A = 25^\circ\text{C}$ unless otherwise noted)								
PARAMETER	SYMBOL	MUR 105S	MUR 110S	MUR 115S	MUR 120S	MUR 140S	MUR 160S	UNIT
Marking code on the device		MUR 105S	MUR 110S	MUR 115S	MUR 120S	MUR 140S	MUR 160S	
Repetitive peak reverse voltage	V_{RRM}	50	100	150	200	400	600	V
Reverse voltage, total rms value	$V_{R(RMS)}$	35	70	105	140	280	420	V
Forward current	I_F	1						A
Surge peak forward current, 8.3ms single half sine-wave superimposed on rated load	I_{FSM}	40				35		A
Junction temperature	T_J	- 55 to +175						°C
Storage temperature	T_{STG}	- 55 to +175						°C

THERMAL PERFORMANCE

PARAMETER	SYMBOL	TYP	UNIT
Junction-to-lead thermal resistance	$R_{\theta JL}$	17	°C/W

ELECTRICAL SPECIFICATIONS (TA = 25°C unless otherwise noted)

PARAMETER	CONDITIONS	SYMBOL	TYP	MAX	UNIT
Forward voltage ⁽¹⁾	MUR105S MUR110S MUR115S MUR120S $I_F = 1A, T_J = 25^\circ C$	V_F	-	0.875	V
	MUR140S MUR160S		-	1.250	V
	MUR105S MUR110S MUR115S MUR120S $I_F = 1A, T_J = 150^\circ C$		-	0.710	V
	MUR140S MUR160S		-	1.050	V
Reverse current @ rated V_R ⁽²⁾	MUR105S MUR110S MUR115S MUR120S $T_J = 25^\circ C$	I_R	-	2	μA
	MUR140S MUR160S		-	5	μA
	MUR105S MUR110S MUR115S MUR120S $T_J = 150^\circ C$		-	50	μA
	MUR140S MUR160S		-	150	μA
Reverse recovery time	MUR105S MUR110S MUR115S MUR120S $I_F = 0.5A, I_R = 1.0A$ $I_{rr} = 0.25A$	t_{rr}	-	25	ns
	MUR140S MUR160S		-	50	ns

Notes:

Pulse test with PW = 0.3ms

Pulse test with PW = 30ms

ORDERING INFORMATION		
ORDERING CODE⁽¹⁾	PACKAGE	PACKING
MUR1xS	DO-214AA (SMB)	3,000 / Tape & Reel

Notes:

"x" defines voltage from 50V(MUR105S) to 600V(MUR160S)

CHARACTERISTICS CURVES

($T_A = 25^\circ\text{C}$ unless otherwise noted)

Fig.1 Forward Current Derating Curve

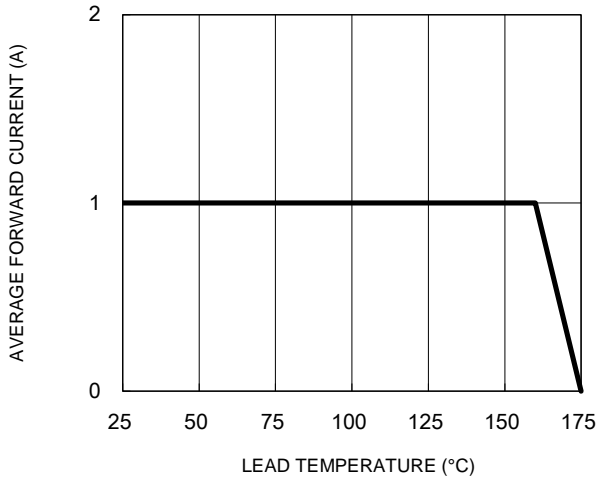


Fig.2 Typical Junction Capacitance

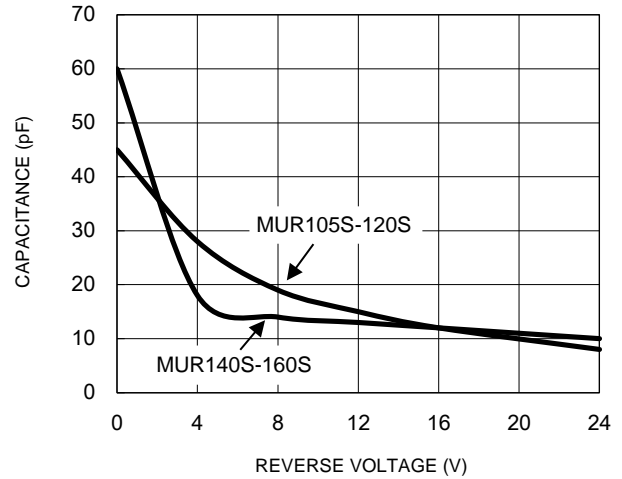


Fig.3 Typical Reverse Characteristics

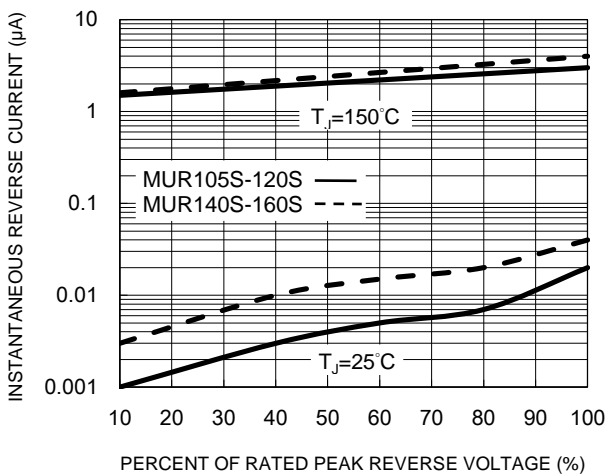


Fig.4 Typical Forward Characteristics

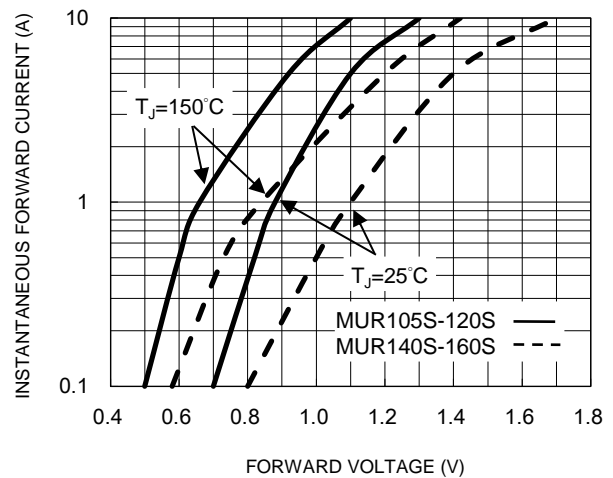
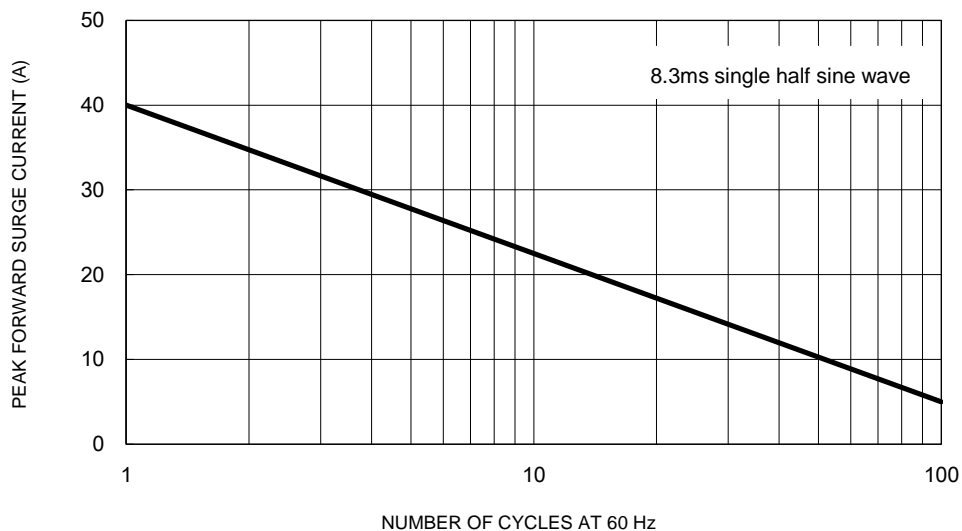
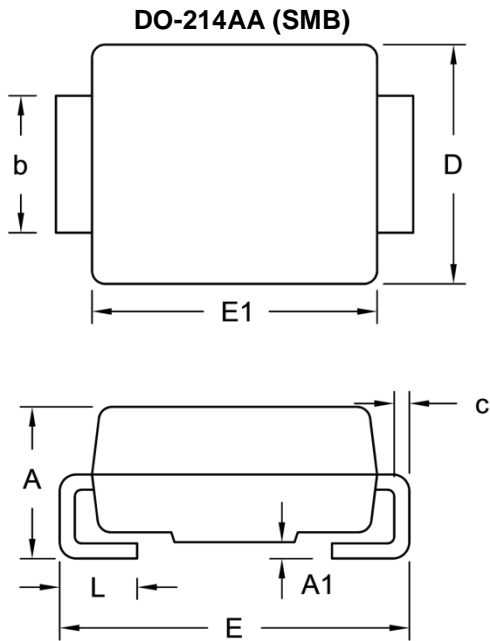


Fig.5 Maximum Non-Repetitive Forward Surge Current

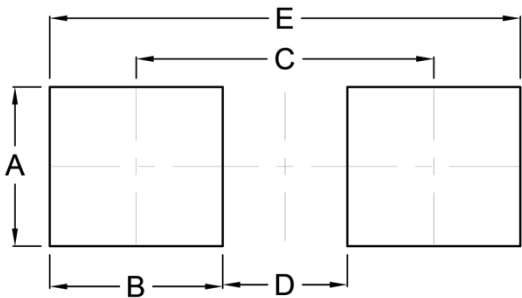


PACKAGE OUTLINE DIMENSIONS



DIM.	Unit (mm)		Unit (inch)	
	Min.	Max.	Min.	Max.
A	1.95	2.65	0.077	0.104
A1	0.05	0.20	0.002	0.008
b	1.95	2.20	0.077	0.087
c	0.15	0.31	0.006	0.012
D	3.30	3.95	0.130	0.156
E	5.10	5.60	0.201	0.220
E1	4.05	4.60	0.159	0.181
L	0.75	1.60	0.030	0.063

SUGGESTED PAD LAYOUT



Symbol	Unit (mm)	Unit (inch)
A	2.30	0.091
B	2.50	0.098
C	4.30	0.169
D	1.80	0.071
E	6.80	0.268

MARKING DIAGRAM



- P/N = Marking Code
- G = Green Compound
- YW = Date Code
- F = Factory Code

Notice

Specifications of the products displayed herein are subject to change without notice. TSC or anyone on its behalf, assumes no responsibility or liability for any errors or inaccuracies.

Purchasers are solely responsible for the choice, selection, and use of TSC products and TSC assumes no liability for application assistance or the design of Purchasers' products.

Information contained herein is intended to provide a product description only. No license, express or implied, to any intellectual property rights is granted by this document. Except as provided in TSC's terms and conditions of sale for such products, TSC assumes no liability whatsoever, and disclaims any express or implied warranty, relating to sale and/or use of TSC products including liability or warranties relating to fitness for a particular purpose, merchantability, or infringement of any patent, copyright, or other intellectual property right.

The products shown herein are not designed for use in medical, life-saving, or life-sustaining applications. Customers using or selling these products for use in such applications do so at their own risk and agree to fully indemnify TSC for any damages resulting from such improper use or sale.

Looking for pricing, stock, or lifecycle information?

Click below to explore more details on WIN SOURCE:

- [⊖ View MUR120S on WIN SOURCE](#)
- [⊖ Taiwan Semiconductor Information](#)

Optimize Your Supply Chain with WIN SOURCE Solutions

- ✓ Global Sourcing Solution
- ✓ Obsolete Management
- ✓ Cost Control Management
- ✓ Shortage Management
- ✓ Alternative Solution
- ✓ Excess Inventory Management