




THE DATASHEET OF GS01MCBE



GS Series

Sealed Ultraminiature Slide Switches



Description

The GS series sealed ultraminiature slide switches are typically found in computer peripherals & network products, test & measurement equipment, and telephone & cable modem industries. Featuring an ultraminiature design that saves PCB space, the GS series have sealed construction, processes compatible with most PCB wash processes, long-life contact design, and are available in thru-hole or surface mount options.

Features & Benefits

- Ultraminiature design saves PCB space
- Sealed construction, process compatible with most PCB wash processes
- Available in thru-hole and surface mount
- Long life contact design
- RoHS compliant

Applications

- Computer peripherals & network products
- Telephone & cable modems
- Test & measurement equipment

Specifications

Contact Rating	0.4 VA max. @ 20 V AC or DC max.
Mechanical & Electrical Life	40,000 make-and-break cycles at full load.
Contact Resistance	Below 50 m Ω typ. initial @ 2–4 V DC, 100 mA.
Insulation Resistance	10 ⁹ Ω min.
Dielectric Strength	500 Vrms min. @ sea level.
Operating Temperature	-40°C to 85°C
Solderability	Per MIL-STD-202F method 208D, or EIA RS-186E method 9.
Packaging	Switches available in embossed anti-static tape and reels per EIA 481A. Some models available on embossed anti-static tape and reels per EIA 481-3, consult Customer Service Center.

Materials

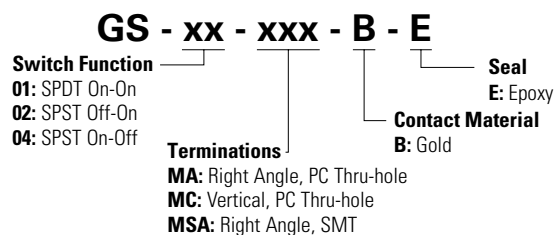
Housing & Base	Glass filled 4/6, flame retardant, heat stabilized (UL 94 V-0).
Actuator	Polyetherimide PEI (UL 94 V-0), with standard internal seal.
Switch Support	Brass, matte-tin plated.
Movable Contact	Copper with gold plate over nickel plate.
Stationary Contacts	Copper alloy, with gold plate over nickel plate.
Terminals	Copper alloy, with gold plate over nickel plate.
Terminal Seal	Epoxy. All terminals insert molded.

Notes:

All models are RoHS compliant and compatible with all options. Specifications and materials listed above are for switches with standard options. For information on specific and custom switches, consult Customer Service Center.

Ordering Number

Our easy build-a-switch concept allows you to mix and match options to create the switch you need. To order, select desired option from each category and place it in the appropriate box.



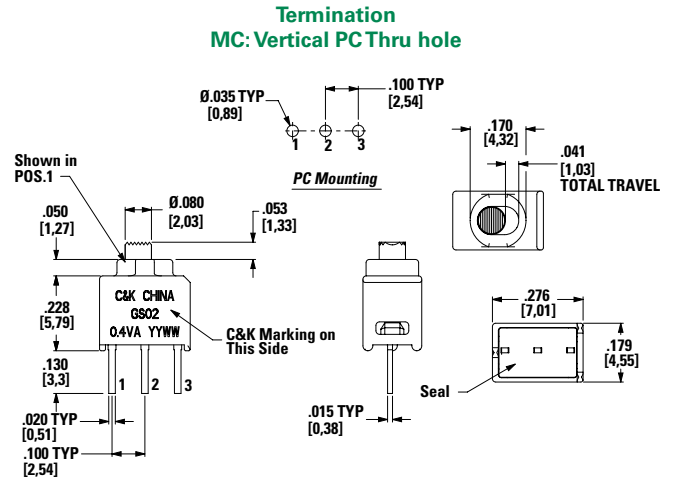
GS Series

Sealed Ultraminiature Slide Switches



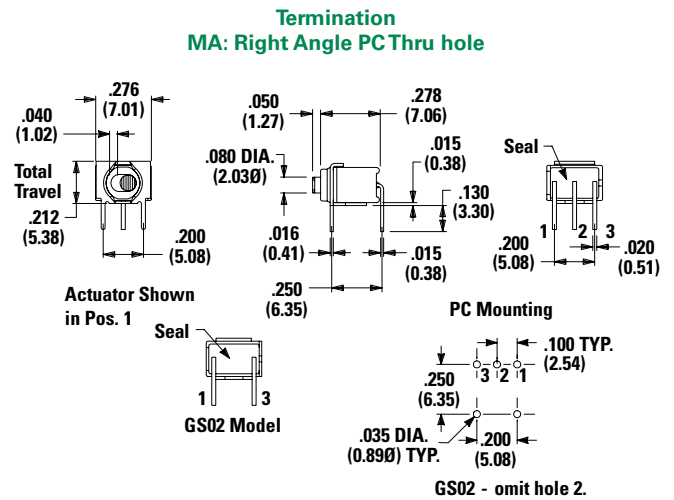
Switch Function

Part Number	POS. 1	POS. 2	Schematic
GS01MCBE	ON	ON	
Conn. Terminals	2-1	2-3	SPDT
GS02MCBE	OFF	ON	
Conn. Terminals	OPEN	3-1	SPST
GS04MCBE	ON	OFF	
Conn. Terminals	1-3	OPEN	SPST



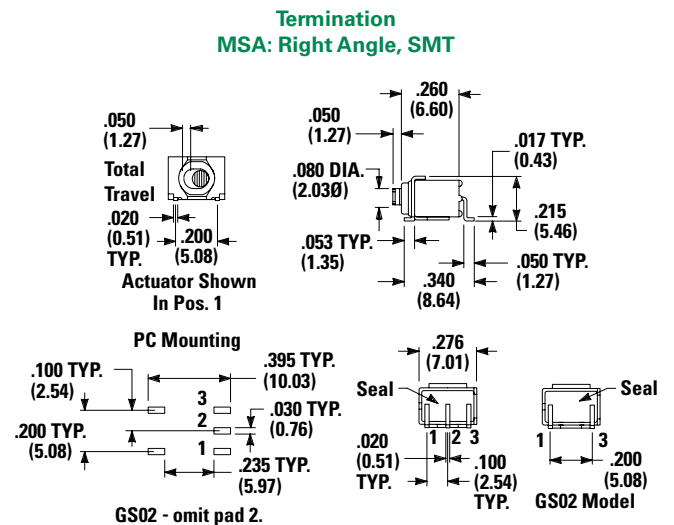
Switch Function

Part Number	POS. 1	POS. 2	Schematic
GS01MABE	ON	ON	
Conn. Terminals	2-1	2-3	SPDT
GS02MABE	OFF	ON	
Conn. Terminals	OPEN	3-1	SPST
GS04MABE	ON	OFF	
Conn. Terminals	1-3	OPEN	SPST



Switch Function

Part Number	POS. 1	POS. 2	Schematic
GS01MSABE	ON	NONE	
Conn. Terminals	2-1	2-3	SPDT
GS02MSABE	OFF	ON	
Conn. Terminals	OPEN	3-1	SPST
GS04MSABE	ON	OFF	
Conn. Terminals	1-3	OPEN	SPST



GS Series

Sealed Ultraminiature Slide Switches

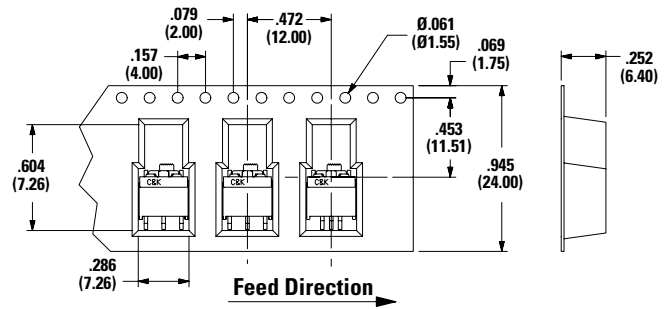


Tape & Reel Dimensions (mm)

Reel Information

Outside Diameter	13.00 (330.0)
Pilot Hole	0.512 (13.0)
Quantity Per Reel	600

GS01MSABE, GS02MSABE, GS04MSABE



Disclaimer Notice - Information furnished is believed to be accurate and reliable. However, users should independently evaluate the suitability of and test each product selected for their own applications. Littelfuse products are not designed for, and may not be used in, all applications. Read complete Disclaimer Notice at <http://www.littelfuse.com/disclaimer-electronics>.

Looking for pricing, stock, or lifecycle information?

Click below to explore more details on WIN SOURCE:

- ⊖ [View GS01MCBE](#) on WIN SOURCE
- ⊖ [C&K Components](#) Information

Optimize Your Supply Chain with WIN SOURCE Solutions

- ✓ Global Sourcing Solution
- ✓ Obsolete Management
- ✓ Cost Control Management
- ✓ Shortage Management
- ✓ Alternative Solution
- ✓ Excess Inventory Management