


40 Series

Ohmicone® Silicone-Ceramic Conformal Axial Terminal Wirewound 1% and 5% Tolerance Standard



Ohmite 40 Series resistors are the most economical conformal silicone-ceramic coated resistors offered. These all-welded units are characterized by their low temperature coefficients and resistance to thermal shock, making them ideal for a wide range of electrical and electronic applications.

Units with 1% and 5% tolerances are identical in construction and electrical specifications. Durable but economical 40 Series resistors exceed industry requirements for quality.

FEATURES

- Economical
- Applications include commercial, industrial and communications equipment
- Stability under high temperature conditions
- All-welded construction
- RoHS compliant; add "E" suffix to part number to specify.

SERIES SPECIFICATIONS

Series	Wattage	Ohms	Voltage
41	1.0	0.10-6K	150
42	2.0	0.10-8K	100
43	3.0	0.10-20K	200
45	5.0	0.10-70K	460
47	7.0	0.10-80K	670
40	10.0	0.10-150K	1000

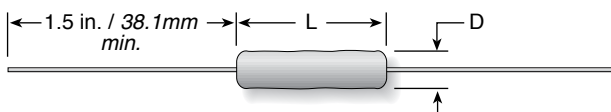
Non-Inductive versions available. Insert "N" before tolerance code.
Example: 42NJ27R

CHARACTERISTICS

Coating	Conformal silicone-ceramic.
Core	Ceramic.
Terminals	Solder-coated copper clad axial. RoHS solder composition is 96% Sn, 3.5% Ag, 0.5% Cu
Derating	Linearly from 100% @ +25°C to 0% @ +275°C.
Tolerance	±5% (J type), ±1% (F type) (other tolerances available).
Power rating	Based on 25°C free air rating
Overload	Under 5 watts: 5 times rated wattage for 5 seconds. 5 watts and over: 10 times rated wattage for 5 seconds.
Temperature coefficient	Under 1Ω: ±90 ppm/°C; 1Ω to 9.99Ω: ±50 ppm/°C; 10Ω and over: ±20 ppm/°C
Operating temp. range	-55°C to 275°C

DIMENSIONS

(in./mm max.)



Series	Wattage	Length	Diam.*	Lead ga.
41	1.0	0.437 / 11.1	0.125 / 3.2	24
42	2.0	0.406 / 10.3	0.219 / 5.6	20
43	3.0	0.593 / 15.1	0.219 / 5.6	20
45	5.0	0.937 / 23.8	0.343 / 8.7	18
47	7.0	1.280 / 32.5	0.343 / 8.7	18
40	10.0	1.900 / 48.3	0.406 / 10.3	18

*For Non-inductive versions, the diameter shown in the table may be different.

(continued)

40 Series

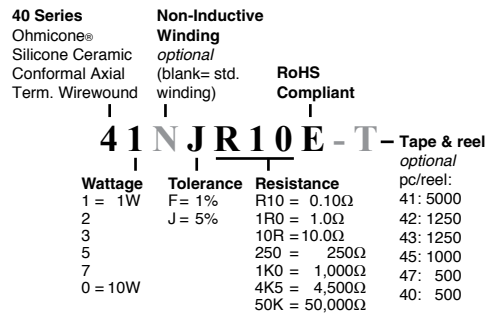
Ohmicone® Silicone-Ceramic Conformal Axial Terminal Wirewound 1% and 5% Tolerance Standard

ORDERING INFORMATION

Standard part numbers

Wattage and Tolerance										Wattage and Tolerance										Wattage and Tolerance												
1% Tolerance					5% Tolerance					1% Tolerance					5% Tolerance					1% Tolerance					5% Tolerance							
Ohmic value	Part No. Prefix	1	3	5	10	1	2	3	5	10	Ohmic value	Part No. Prefix	1	3	5	10	1	2	3	5	10	Ohmic value	Part No. Prefix	1	3	5	10	1	2	3	5	10
0.1	---R10	✓	✓	✓	✓	✓	✓	✓	✓	✓	68	---68R	✓	✓	✓	✓	✓	✓	✓	✓	✓	2,200	---2K2	✓	✓	✓	✓	✓	✓	✓	✓	
0.15	---R15	✓	✓	✓	✓	✓	✓	✓	✓	✓	75	---75R	✓	✓	✓	✓	✓	✓	✓	✓	✓	2,500	---2K5	✓	✓	✓	✓	✓	✓	✓	✓	
0.2	---R20	✓	✓	✓	✓	✓	✓	✓	✓	✓	82	---82R	✓	✓	✓	✓	✓	✓	✓	✓	✓	2,700	---2K7	✓	✓	✓	✓	✓	✓	✓	✓	
0.25	---R25	✓	✓	✓	✓	✓	✓	✓	✓	✓	100	---100	✓	✓	✓	✓	✓	✓	✓	✓	✓	3,000	---3K0	✓	✓	✓	✓	✓	✓	✓	✓	
0.3	---R30	✓	✓	✓	✓	✓	✓	✓	✓	✓	120	---120	✓	✓	✓	✓	✓	✓	✓	✓	✓	3,300	---3K3	✓	✓	✓	✓	✓	✓	✓	✓	
0.33	---R33	✓	✓	✓	✓	✓	✓	✓	✓	✓	125	---125	✓	✓	✓	✓	✓	✓	✓	✓	✓	3,500	---3K5	✓	✓	✓	✓	✓	✓	✓	✓	
0.4	---R40	✓	✓	✓	✓	✓	✓	✓	✓	✓	150	---150	✓	✓	✓	✓	✓	✓	✓	✓	✓	3,900	---3K9	✓	✓	✓	✓	✓	✓	✓	✓	
0.5	---R50	✓	✓	✓	✓	✓	✓	✓	✓	✓	180	---180	✓	✓	✓	✓	✓	✓	✓	✓	✓	4,000	---4K0	✓	✓	✓	✓	✓	✓	✓	✓	
0.75	---R75	✓	✓	✓	✓	✓	✓	✓	✓	✓	200	---200	✓	✓	✓	✓	✓	✓	✓	✓	✓	4,500	---4K5	✓	✓	✓	✓	✓	✓	✓	✓	
1	---1R0	✓	✓	✓	✓	✓	✓	✓	✓	✓	220	---220	✓	✓	✓	✓	✓	✓	✓	✓	✓	4,700	---4K7	✓	✓	✓	✓	✓	✓	✓	✓	
1.5	---1R5	✓	✓	✓	✓	✓	✓	✓	✓	✓	225	---225	✓	✓	✓	✓	✓	✓	✓	✓	✓	5,000	---5K0	✓	✓	✓	✓	✓	✓	✓	✓	
2	---2R0	✓	✓	✓	✓	✓	✓	✓	✓	✓	250	---250	✓	✓	✓	✓	✓	✓	✓	✓	✓	6,000	---6K0	✓	✓	✓	✓	✓	✓	✓	✓	
2.2	---2R2	✓	✓	✓	✓	✓	✓	✓	✓	✓	270	---270	✓	✓	✓	✓	✓	✓	✓	✓	✓	6,800	---6K8	✓	✓	✓	✓	✓	✓	✓	✓	
3	---3R0	✓	✓	✓	✓	✓	✓	✓	✓	✓	300	---300	✓	✓	✓	✓	✓	✓	✓	✓	✓	7,000	---7K0	✓	✓	✓	✓	✓	✓	✓	✓	
4	---4R0	✓	✓	✓	✓	✓	✓	✓	✓	✓	330	---330	✓	✓	✓	✓	✓	✓	✓	✓	✓	7,500	---7K5	✓	✓	✓	✓	✓	✓	✓	✓	
5	---5R0	✓	✓	✓	✓	✓	✓	✓	✓	✓	350	---350	✓	✓	✓	✓	✓	✓	✓	✓	✓	8,000	---8K0	✓	✓	✓	✓	✓	✓	✓	✓	
7.5	---7R5	✓	✓	✓	✓	✓	✓	✓	✓	✓	390	---390	✓	✓	✓	✓	✓	✓	✓	✓	✓	9,000	---9K0	✓	✓	✓	✓	✓	✓	✓	✓	
10	---10R	✓	✓	✓	✓	✓	✓	✓	✓	✓	400	---400	✓	✓	✓	✓	✓	✓	✓	✓	✓	10,000	---10K	✓	✓	✓	✓	✓	✓	✓	✓	
12	---12R	✓	✓	✓	✓	✓	✓	✓	✓	✓	450	---450	✓	✓	✓	✓	✓	✓	✓	✓	✓	12,000	---12K	✓	✓	✓	✓	✓	✓	✓	✓	
15	---15R	✓	✓	✓	✓	✓	✓	✓	✓	✓	470	---470	✓	✓	✓	✓	✓	✓	✓	✓	✓	13,000	---13K	✓	✓	✓	✓	✓	✓	✓	✓	
18	---18R	✓	✓	✓	✓	✓	✓	✓	✓	✓	500	---500	✓	✓	✓	✓	✓	✓	✓	✓	✓	15,000	---15K	✓	✓	✓	✓	✓	✓	✓	✓	
20	---20R	✓	✓	✓	✓	✓	✓	✓	✓	✓	560	---560	✓	✓	✓	✓	✓	✓	✓	✓	✓	17,000	---17K	✓	✓	✓	✓	✓	✓	✓	✓	
22	---22R	✓	✓	✓	✓	✓	✓	✓	✓	✓	600	---600	✓	✓	✓	✓	✓	✓	✓	✓	✓	20,000	---20K	✓	✓	✓	✓	✓	✓	✓	✓	
25	---25R	✓	✓	✓	✓	✓	✓	✓	✓	✓	680	---680	✓	✓	✓	✓	✓	✓	✓	✓	✓	22,000	---22K	✓	✓	✓	✓	✓	✓	✓	✓	
27	---27R	✓	✓	✓	✓	✓	✓	✓	✓	✓	750	---750	✓	✓	✓	✓	✓	✓	✓	✓	✓	25,000	---25K	✓	✓	✓	✓	✓	✓	✓	✓	
30	---30R	✓	✓	✓	✓	✓	✓	✓	✓	✓	800	---800	✓	✓	✓	✓	✓	✓	✓	✓	✓	30,000	---30K	✓	✓	✓	✓	✓	✓	✓	✓	
33	---33R	✓	✓	✓	✓	✓	✓	✓	✓	✓	820	---820	✓	✓	✓	✓	✓	✓	✓	✓	✓	33,000	---33K	✓	✓	✓	✓	✓	✓	✓	✓	
35	---35R	✓	✓	✓	✓	✓	✓	✓	✓	✓	900	---900	✓	✓	✓	✓	✓	✓	✓	✓	✓	35,000	---35K	✓	✓	✓	✓	✓	✓	✓	✓	
39	---39R	✓	✓	✓	✓	✓	✓	✓	✓	✓	1,000	---1K0	✓	✓	✓	✓	✓	✓	✓	✓	✓	40,000	---40K	✓	✓	✓	✓	✓	✓	✓	✓	
40	---40R	✓	✓	✓	✓	✓	✓	✓	✓	✓	1,100	---1K1	✓	✓	✓	✓	✓	✓	✓	✓	✓	50,000	---50K	✓	✓	✓	✓	✓	✓	✓	✓	
47	---47R	✓	✓	✓	✓	✓	✓	✓	✓	✓	1,200	---1K2	✓	✓	✓	✓	✓	✓	✓	✓	✓	✓	Standard values	✓	✓	✓	✓	✓	✓	✓	✓	
50	---50R	✓	✓	✓	✓	✓	✓	✓	✓	✓	1,500	---1K5	✓	✓	✓	✓	✓	✓	✓	✓	✓	✓	Non-standard values subject to minimum handling charge per item	✓	✓	✓	✓	✓	✓	✓	✓	
56	---56R	✓	✓	✓	✓	✓	✓	✓	✓	✓	1,800	---1K8	✓	✓	✓	✓	✓	✓	✓	✓	✓	✓	✓	✓	✓	✓	✓	✓	✓	✓	✓	
62	---62R	✓	✓	✓	✓	✓	✓	✓	✓	✓	2,000	---2K0	✓	✓	✓	✓	✓	✓	✓	✓	✓	✓	✓	✓	✓	✓	✓	✓	✓	✓	✓	

Shaded values involve very fine resistance wire and should not be used in critical applications without burn-in and/or thermal cycling.



Looking for pricing, stock, or lifecycle information?

Click below to explore more details on WIN SOURCE:

 [View 45J250E on WIN SOURCE](#)

 [Ohmite Information](#)

Optimize Your Supply Chain with WIN SOURCE Solutions

-  Global Sourcing Solution
-  Obsolete Management
-  Cost Control Management
-  Shortage Management
-  Alternative Solution
-  Excess Inventory Management