



**THE DATASHEET OF
TOS 06-05SIL**




Non-Isolated DC/DC Converter (POL)

TOS 10SM Series, 10 A

End of life

- Small size, low profile
- SMT package
- Cost-efficient open frame design
- Wide input voltage ranges
- Output voltages trim from 0.75 VDC to 5.0 VDC
- Delivers up to 10 A with minimal derating
- Ultra high efficiency to 95 %
- Fast transient response
- Remote On/Off control
- Wide temperature range -40°C to $+85^{\circ}\text{C}$
- 3-year product warranty



UL 62368-1

The TOS 10SM series is a range of high performance non-isolated DC/DC converters with very high efficiency that can supply up to 10 A of output current. These modules provide precisely regulated output voltages which can be set via an external resistor to a value from 0.75 VDC to 5.0 VDC. These converters work over a wide input voltage range of 2.4 to 5.5 VDC or 8.3 to 14.0 VDC. Further features include remote On/Off, under voltage lockout and over current protection. These products have an open-frame construction with very small footprint and are available in a SMT package. The TOS 10SM series is fully RoHS compliant and can withstand industry standard handling, cleaning and the high temperatures of lead-free reflow solder processes.

Models				
Order Code	Output Current max.	Input Voltage Range	Output Voltage nom. (adjustable)	Efficiency typ.
TOS 10-05SM *	10'000 mA	2.4 - 5.5 VDC (5 VDC nom.)	0.75 VDC (0.75 - 3.3 VDC)	95 %
TOS 10-12SM *		8.3 - 14 VDC (12 VDC nom.)	0.75 VDC (0.75 - 5.0 VDC)	93 %

Note * End of life

Input Specifications

Input Current	- At no load	5 Vin models: 130 mA typ. 12 Vin models: 100 mA typ. (at Vout max.)
Start-up Voltage		5 Vin models: 2.2 VDC typ. / 2.4 VDC max. 12 Vin models: 7.9 VDC typ. / 8.3 VDC max.
Under Voltage Lockout		5 Vin models: 1.6 VDC min. / 2 VDC typ. / 2.2 VDC max. 12 Vin models: 6.5 VDC min. / 7.5 VDC typ. / 8 VDC max.
Reflected Ripple Current		5 Vin models: 100 mA _{p-p} typ. 12 Vin models: 20 mA _{p-p} typ. (with input filter, see application note)
Recommended Input Fuse		5 Vin models: 15'000 mA (fast acting) 12 Vin models: 10'000 mA (fast acting) (The need of an external fuse has to be assessed in the final application.)
Input Filter		See application note: www.tracopower.com/overview/tos10sm

Output Specifications

Output Voltage Adjustment		0.75 Vout models: 0.75 - 3.3 VDC 0.75 - 5.0 VDC (By external trim resistor) See application note: www.tracopower.com/overview/tos10sm (Vin must be at least 0.5 V higher than Vout)
Voltage Set Accuracy		±2% max.
Regulation	- Input Variation (Vmin - Vmax) - Load Variation (0 - 100%)	0.3% max. 0.4% max.
Ripple and Noise	- 20 MHz Bandwidth	50 mV _{p-p} max.
Capacitive Load		5'000 µF max. (ESR >10 mOhm)
Minimum Load		Not required
Temperature Coefficient		±0.4 %/K max.
Start-up Time		8 ms typ.
Start-up Overshoot Voltage		3% max.
Short Circuit Protection		Continuous, Automatic recovery
Output Current Limitation		200% typ. of Iout max.
Transient Response	- Peak Variation - Response Time	200 mV typ. (50% Load Step) (5 Vin model) 200 mV typ. (50 % Load Step) (12 Vin model) 25 µs typ. (50% Load Step) (with 1 µF MLCC 10 µF TC)

Safety Specifications

Standards	- IT / Multimedia Equipment	UL 60950-1 UL 62368-1
-----------	-----------------------------	--------------------------

General Specifications

Relative Humidity		95% max. (non condensing)
Temperature Ranges	- Operating Temperature - Case Temperature - Storage Temperature	-40°C to +85°C +115°C max. -55°C to +125°C
Power Derating	- High Temperature	Depending on model See application note: www.tracopower.com/overview/tos10sm
Cooling System		Natural convection (20 LFM)

All specifications valid at nominal voltage, resistive full load and +25°C after warm-up time, unless otherwise stated.

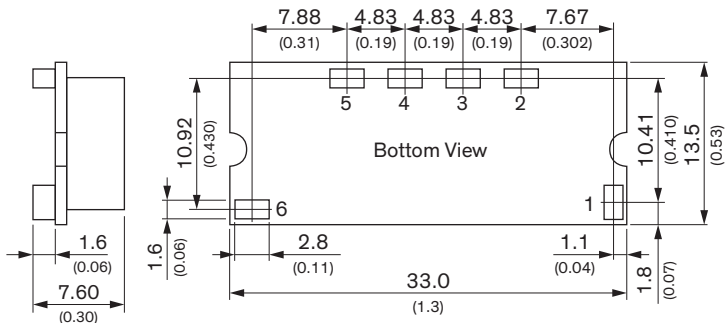
Remote Control	- Voltage Controlled Remote (passive = on) - Off Idle Input Current	On: open circuit or Vin max. Off: 0 to 0.3 VDC or short circuit Refers to 'Remote' and 'GND' Pin 2 mA typ. (12 Vin model: Open circuit or (Vin - 4 V) to Vin max. for on state)
Regulator Topology		Buck Converter
Switching Frequency		270 - 330 kHz (PWM) 300 kHz typ. (PWM)
Insulation System		Non-isolated
Reliability	- Calculated MTBF	3'300'000 h (MIL-HDBK-217F, ground benign)
Moisture Sensitivity (MSL)		Level 2a (J-STD-033C)
Washing Process		According to Cleaning Guideline www.tracopower.com/info/cleaning.pdf
Environment	- Vibration - Thermal Shock	MIL-STD-810F MIL-STD-810F
Pin Material		Copper
Pin Foundation Plating		Nickel (3 - 5 µm)
Pin Surface Plating		Gold (50 - 75 nm), matte
Housing Type		Open Frame
Mounting Type		PCB Mount
Connection Type		SMD (Surface-Mount Device)
Soldering Profile		Lead-Free Reflow Soldering (acc. J-STD-020E) 245°C max. (Tp) 30 s max. (tp, at Tp - 5°C) 100 s max. (tL, time above 217°C) See application note: www.tracopower.com/info/reflow-soldering.pdf
Weight		6 g
Environmental Compliance	- REACH Declaration - RoHS Declaration - SCIP Reference Number	www.tracopower.com/info/reach-declaration.pdf REACH SVHC list compliant REACH Annex XVII compliant www.tracopower.com/info/rohs-declaration.pdf Exemptions: 7(a), 7(c)-I (RoHS exemptions refer to the component concentration only, not to the overall concentration in the product (O5A rule).) f147a63a-0b3d-42a6-ad2e-442f5f7dd30b

Additional Information

Supporting Documents	www.tracopower.com/overview/tos10sm
Frequently Asked Questions	www.tracopower.com/glossary-faq
Glossary	www.tracopower.com/info/glossary.pdf

All specifications valid at nominal voltage, resistive full load and +25°C after warm-up time, unless otherwise stated.

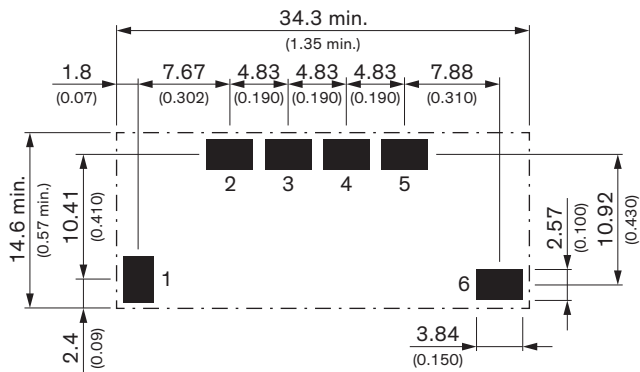
Outline Dimensions



Dimensions in mm (inch)
 Tolerances x.x ±0.5 (x.xx ±0.02)
 Tolerances x.xx ±0.25 (x.xxx ±0.01)
 Pin dimension tolerance ±0.1 (±0.004)

Pinout	
Pin	Function
1	Remote On/Off
2	+Sense
3	Trim
4	+Vout
5	GND
6	+Vin

Recommended Solder Pad Layout



Looking for pricing, stock, or lifecycle information?

Click below to explore more details on WIN SOURCE:

 [View TOS 06-05SIL on WIN SOURCE](#)

 [Traco Power Information](#)

Optimize Your Supply Chain with WIN SOURCE Solutions

-  Global Sourcing Solution
-  Obsolete Management
-  Cost Control Management
-  Shortage Management
-  Alternative Solution
-  Excess Inventory Management