



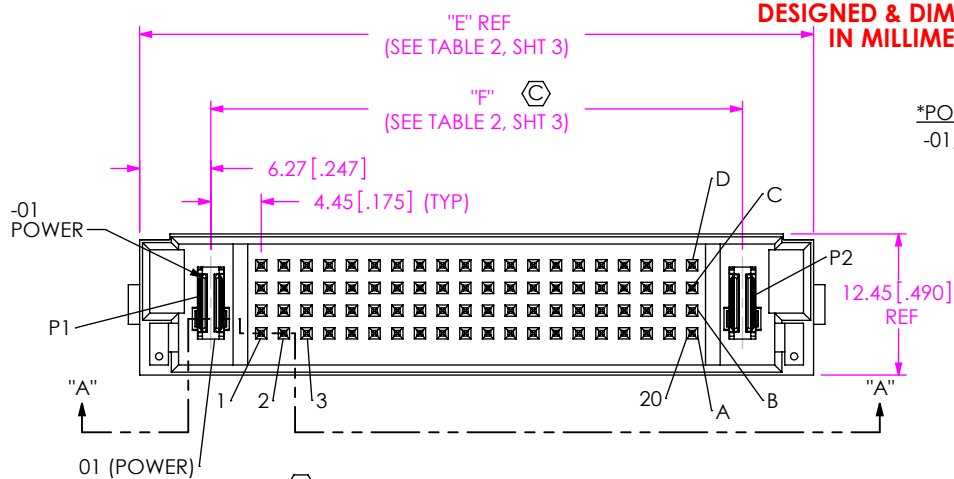
**THE DATASHEET OF
MPTC-01-24-01-6.30-01-L-V**



DO NOT SCALE FROM THIS PRINT

DESIGNED & DIMENSIONED IN MILLIMETERS

MPTC-XX-XX-XX-6.30-XX-X-V-XX



*POWER PINS (PER END)
-01, -02, ***-03, ***-04

*SIGNAL PINS

- 04: (4 X 1)
- 08: (4 X 2)
- ***-12: (4 X 3)
- 16: (4 X 4)
- ***-20: (4 X 5)
- 24: (4 X 6)
- 36: (4 X 9)
- 40: (4 X 10)
- 48: (4 X 12)
- 80: (4 X 20)

*POWER PINS (PER END)
***-00, -01, -02,

LEAD STYLE
-6.30: 6.30MM

OPTION
-LC: LOCKING CLIP
(SEE FIG 2, SHT 2)

VERTICAL

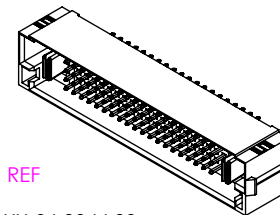
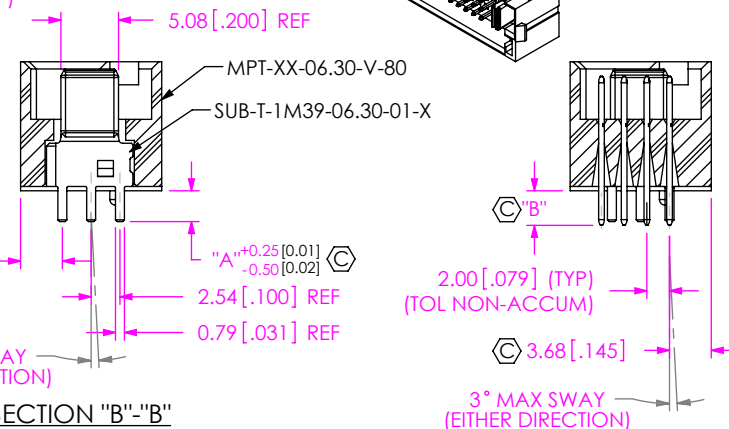
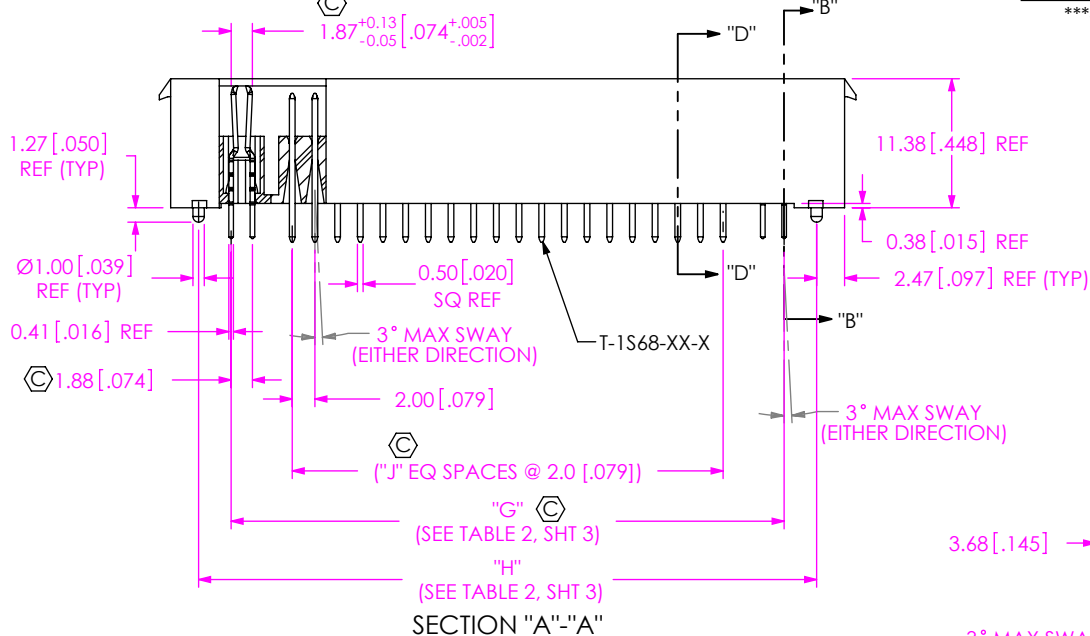
PLATING SPECIFICATION

-L: SEE TABLE 3, SHT 2
-T: SEE TABLE 3, SHT 2

TAIL LENGTH

-01: FOR 1.57 [.062] THICK PCB
(USE SUB-T-1M39-06.30-01-X)
-03: FOR 2.36 [.093] THICK PCB
(USE SUB-T-1M39-06.30-03-X)

* = SEE TABLE 2 FOR AVAILABLE COMBINATIONS
***= NOT RELEASED FOR PRODUCTION



PART NUMBER	POWER TERMINAL SUB-ASSEMBLY	SIGNAL TERMINAL	"A"	"B"
MPTC-XX-XX-XX-6.30-01-X-V-XX	SUB-T-1M39-06.30-01-X	T-1S68-05-L	2.72 [0.107]	3.05 [0.120]
MPTC-XX-XX-XX-6.30-03-X-V-XX	SUB-T-1M39-06.30-03-X	T-1S68-10-L	3.51 [0.138]	3.84 [0.151]

FIG 1
MPTC-01-80-01-6.30-01-X-V SHOWN

NOTES:

1. Ⓢ REPRESENTS A CRITICAL DIMENSION.
2. MAXIMUM BURR ALLOWANCE: 0.038 [.0015]
3. MINIMUM PUSHOUT FORCE: 2.22N [.5 LB]
4. PARTS TO BE PACKAGED IN TRAYS.
5. BOW ALLOWED AT 0.002 MM/MM [.002 IN/IN]
6. FOR -03 LEAD STYLE, SIGNAL PINS ARE TO BE SHEARED. MAXIMUM BURR: 0.10 [.004].
7. ORDERS WILL BE PACKAGED ACCORDING TO THE SAMTEC PACKAGING EFFICIENCY STANDARDS (SPES) FOUND ON WWW.SAMTEC.COM.

UNLESS OTHERWISE SPECIFIED, DIMENSIONS ARE IN MILLIMETERS.
TOLERANCES ARE:
DECIMALS ANGLES
.X: ±0.3 [0.1] 2°
.XX: ±0.13 [0.05]
.XXX: ±0.051 [0.020]

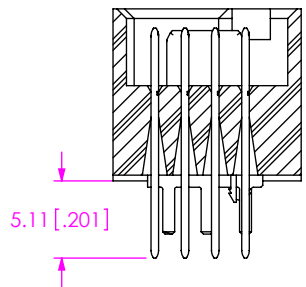
PROPRIETARY NOTE
THIS DOCUMENT CONTAINS CONFIDENTIAL AND PROPRIETARY INFORMATION AND ALL DESIGN, MANUFACTURING, REPRODUCTION, USE, PATENT RIGHTS AND SALES RIGHTS ARE EXPRESSLY RESERVED BY SAMTEC, INC. THIS DOCUMENT SHALL NOT BE DISCLOSED, IN WHOLE OR PART, TO ANY UNAUTHORIZED PERSON OR ENTITY NOR REPRODUCED, TRANSFERRED OR INCORPORATED IN ANY OTHER PROJECT IN ANY MANNER WITHOUT THE EXPRESS WRITTEN CONSENT OF SAMTEC, INC.

MATERIAL: DO NOT SCALE DRAWING SHEET SCALE: 1:0.666667
INSULATOR: LCP, UL 94 V0, COLOR: BLACK
TERMINAL: COPPER ALLOY
SIGNAL PIN: PHOS BRONZE



520 PARK EAST BLVD, NEW ALBANY, IN 47150
PHONE: 812-944-6733 FAX: 812-948-5047
e-Mail: info@SAMTEC.com code: 55322

DESCRIPTION: VERTICAL POWER TERMINAL
DWG. NO. MPTC-XX-XX-XX-6.30-XX-X-V-XX
BY: CLAY W 2/2/2007 SHEET 1 OF 3



IN PROCESS 1
-03 TAIL LENGTH ONLY

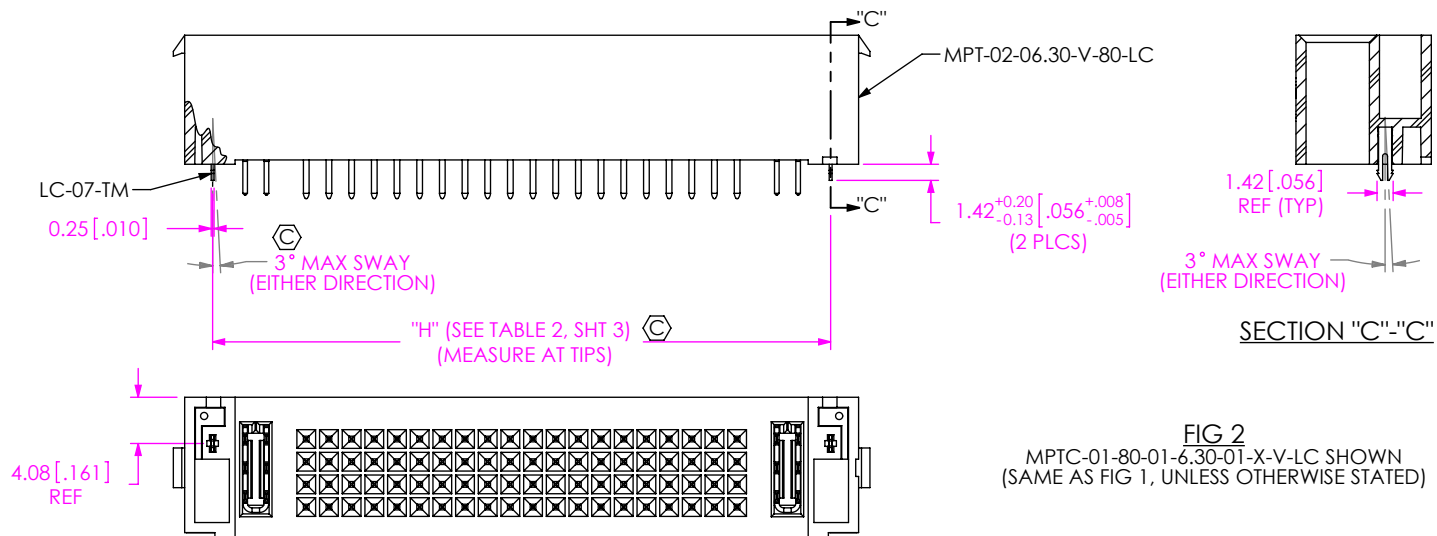


FIG 2
MPTC-01-80-01-6.30-01-X-V-LC SHOWN
(SAME AS FIG 1, UNLESS OTHERWISE STATED)

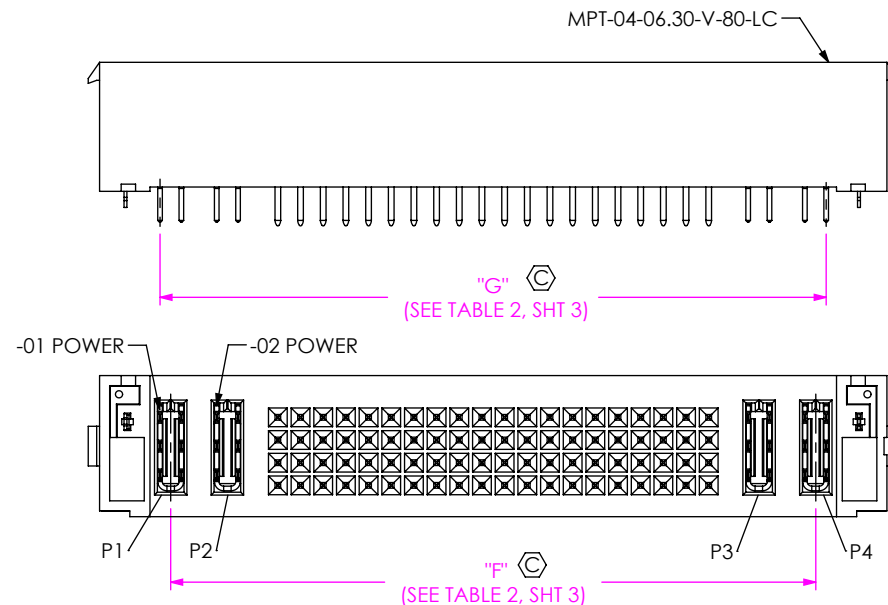


FIG 3
MPTC-02-80-02-6.30-01-X-V-LC SHOWN
(SAME AS FIG 1, UNLESS OTHERWISE STATED)

TABLE 3

PLATING	POWER PIN CONTACT AREA	POWER PIN TAIL	SIGNAL PIN CONTACT AREA	SIGNAL PIN TAIL
-L	10µ" GOLD	MATTE TIN	10µ" GOLD	MATTE TIN
-T	MATTE TIN	MATTE TIN	10µ" GOLD	MATTE TIN

PROPRIETARY NOTE

THIS DOCUMENT CONTAINS CONFIDENTIAL AND PROPRIETARY INFORMATION AND ALL DESIGN, MANUFACTURING, REPRODUCTION, USE, PATENT RIGHTS AND SALES RIGHTS ARE EXPRESSLY RESERVED BY SAMTEC, INC. THIS DOCUMENT SHALL NOT BE DISCLOSED, IN WHOLE OR PART, TO ANY UNAUTHORIZED PERSON OR ENTITY NOR REPRODUCED, TRANSFERRED OR INCORPORATED IN ANY OTHER PROJECT IN ANY MANNER WITHOUT THE EXPRESS WRITTEN CONSENT OF SAMTEC, INC.

DO NOT SCALE DRAWING

SHEET SCALE: 1.5:1



520 PARK EAST BLVD, NEW ALBANY, IN 47150
PHONE: 812-944-6733 FAX: 812-948-5047
e-Mail: info@SAMTEC.com code: 55322

DESCRIPTION: VERTICAL POWER TERMINAL

DWG. NO. MPTC-XX-XX-XX-6.30-XX-X-V-XX

BY: CLAY W 2/2/2007 SHEET 2 OF 3

		TABLE 2					
PART NUMBER	BODY	"E"	"F"	"G"	"H"	"J"	
MPTC-01-04-01-X-XX-XX-X-V-XX	MPT-02-06.30-V-04	21.44 [0.844]	8.89 [0.350]	10.77 [0.424]	16.51 [0.650]	N/A	
MPTC-02-04-02-X-XX-XX-X-V-XX	MPT-04-06.30-V-04	34.44 [1.356]	18.89 [0.744]	20.77 [0.818]	26.51 [1.044]	N/A	
MPTC-01-08-01-X-XX-XX-X-V-XX	MPT-02-06.30-V-08	23.44 [0.923]	10.89 [0.429]	12.77 [0.503]	18.51 [0.729]	1	
MPTC-02-08-02-X-XX-XX-X-V-XX	MPT-04-06.30-V-08	33.44 [1.317]	20.89 [0.822]	22.77 [0.896]	28.51 [1.122]	1	
MPTC-01-16-01-X-XX-XX-X-V-XX	MPT-02-06.30-V-16	27.44 [1.080]	14.89 [0.586]	16.77 [0.660]	22.51 [0.886]	3	
MPTC-02-16-02-X-XX-XX-X-V-XX	MPT-04-06.30-V-16	37.44 [1.474]	24.89 [0.980]	26.77 [1.054]	32.51 [1.280]	3	
MPTC-01-24-01-X-XX-XX-X-V-XX	MPT-02-06.30-V-24	31.44 [1.238]	18.91 [0.744]	20.79 [0.819]	26.52 [1.044]	5	
MPTC-02-24-02-X-XX-XX-X-V-XX	MPT-04-06.30-V-24	41.44 [1.631]	28.91 [1.138]	30.79 [1.212]	36.52 [1.438]	5	
MPTC-01-36-01-X-XX-XX-X-V-XX	MPT-02-06.30-V-36	37.44 [1.474]	24.89 [0.980]	26.77 [1.054]	32.51 [1.280]	8	
MPTC-02-36-02-X-XX-XX-X-V-XX	MPT-04-06.30-V-36	47.44 [1.868]	34.89 [1.374]	36.77 [1.448]	42.51 [1.674]	8	
MPTC-01-40-01-X-XX-XX-X-V-XX	MPT-02-06.30-V-40	39.44 [1.553]	26.89 [1.059]	28.77 [1.133]	34.51 [1.359]	9	
MPTC-02-40-02-X-XX-XX-X-V-XX	MPT-04-06.30-V-40	49.44 [1.946]	36.89 [1.452]	38.77 [1.526]	44.51 [1.752]	9	
MPTC-01-48-01-X-XX-XX-X-V-XX	MPT-02-06.30-V-48	43.44 [1.710]	30.89 [1.216]	32.77 [1.290]	38.51 [1.516]	11	
MPTC-02-48-02-X-XX-XX-X-V-XX	MPT-04-06.30-V-48	53.44 [2.104]	40.89 [1.610]	42.77 [1.684]	48.51 [1.910]	11	
MPTC-01-80-01-X-XX-XX-X-V-XX	MPT-02-06.30-V-80	59.44 [2.340]	46.89 [1.846]	48.77 [1.920]	54.51 [2.146]	19	
MPTC-02-80-02-X-XX-XX-X-V-XX	MPT-04-06.30-V-80	69.44 [2.734]	56.89 [2.240]	58.77 [2.314]	64.51 [2.540]	19	
***MPTC-03-12-00-X-XX-XX-X-V-XX	MPT-03-06.30-V-12-PS	31.44 [1.238]	N/A	N/A	26.51 [1.044]	2	
***MPTC-04-12-00-X-XX-XX-X-V-XX	MPT-04-06.30-V-12-PS	36.44 [1.435]	N/A	N/A	31.51 [1.241]	2	
***MPTC-03-16-00-X-XX-XX-X-V-XX	MPT-03-06.30-V-16-PS	33.44 [1.317]	N/A	N/A	28.51 [1.122]	3	
***MPTC-04-16-00-X-XX-XX-X-V-XX	MPT-04-06.30-V-16-PS	38.44 [1.513]	N/A	N/A	33.51 [1.319]	3	
***MPTC-03-20-00-X-XX-XX-X-V-XX	MPT-03-06.30-V-20-PS	35.44 [1.395]	N/A	N/A	30.51 [1.201]	4	
***MPTC-04-20-00-X-XX-XX-X-V-XX	MPT-04-06.30-V-20-PS	40.44 [1.592]	N/A	N/A	35.51 [1.398]	4	
***MPTC-03-24-00-X-XX-XX-X-V-XX	MPT-03-06.30-V-24-PS	37.44 [1.474]	N/A	N/A	32.51 [1.280]	5	
***MPTC-04-24-00-X-XX-XX-X-V-XX	MPT-04-06.30-V-24-PS	42.44 [1.671]	N/A	N/A	37.51 [1.477]	5	

(*** = NOT RELEASED)

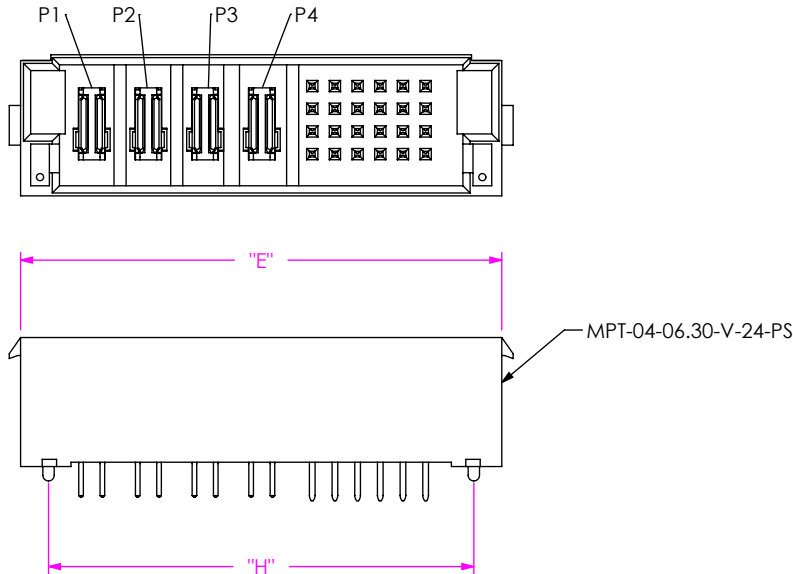


FIG 6
MPTC-04-24-00-6.30-01-X-V SHOWN
(SAME AS FIG 1, UNLESS OTHERWISE STATED)
(NOT RELEASED)

F:\dwg\misc\mktg\MPTC-XX-XX-XX-6.30-XX-X-V-XX-MKT.SLDDRW

PROPRIETARY NOTE
THIS DOCUMENT CONTAINS CONFIDENTIAL AND PROPRIETARY INFORMATION AND ALL DESIGN, MANUFACTURING, REPRODUCTION, USE, PATENT RIGHTS AND SALES RIGHTS ARE EXPRESSLY RESERVED BY SAMTEC, INC. THIS DOCUMENT SHALL NOT BE DISCLOSED, IN WHOLE OR PART, TO ANY UNAUTHORIZED PERSON OR ENTITY NOR REPRODUCED, TRANSFERRED OR INCORPORATED IN ANY OTHER PROJECT IN ANY MANNER WITHOUT THE EXPRESS WRITTEN CONSENT OF SAMTEC, INC.

DO NOT SCALE DRAWING

SHEET SCALE: 1.5:1



520 PARK EAST BLVD, NEW ALBANY, IN 47150
PHONE: 812-944-6733 FAX: 812-948-5047
e-Mail: info@SAMTEC.com code: 55322



DESCRIPTION: VERTICAL POWER TERMINAL

DWG. NO. MPTC-XX-XX-XX-6.30-XX-X-V-XX

BY: CLAY W 2/2/2007 SHEET 3 OF 3

Looking for pricing, stock, or lifecycle information?

Click below to explore more details on WIN SOURCE:

-  [View MPTC-01-24-01-6.30-01-L-V on WIN SOURCE](#)
-  [Samtec Inc. Information](#)

Optimize Your Supply Chain with WIN SOURCE Solutions

-  Global Sourcing Solution
-  Obsolete Management
-  Cost Control Management
-  Shortage Management
-  Alternative Solution
-  Excess Inventory Management