



**THE DATASHEET OF
V80214SS05Q**



V Series

Power & Line Voltage Select Slide Switches



Description

V series power and line voltage select slide switches are used by appliance designers looking for a long-lasting, high-performance switch. Featuring a snap-in panel and PC mounting and actuators with a screwdriver slot, the V series also have optional quick connect terminals and are rated up to 10 amps.

Features & Benefits

- Ratings up to 10 AMPS
- Snap-in panel and PC mounting
- Actuators with screwdriver slot
- Quick connect terminals available
- RoHS compliant

Applications

- Factory Automation

Agency Approvals

Agency	Agency File Number
	E42363
	ENEC-05152-A1

Specifications

Contact Rating	10 GPA @ 125 V AC 50/60 Hz T85; 5 GPA @ 250 V AC 50/60 Hz T85; 2 (0.5) A @ 250 VAC 50/60 Hz T85; 4RA @ 30 VDC T85
Electrical Life	10,000 make-and-break cycles at full load.
Contact Resistance	Below 10 m Ω typ. initial @ 2-4 V DC, 100 mA, for both silver and gold plated contacts.
Insulation Resistance	10 ⁹ Ω min.
Dielectric Strength	1,000 Vrms min. @ sea level.
Operating Temperature	-30°C to 85°C

Materials

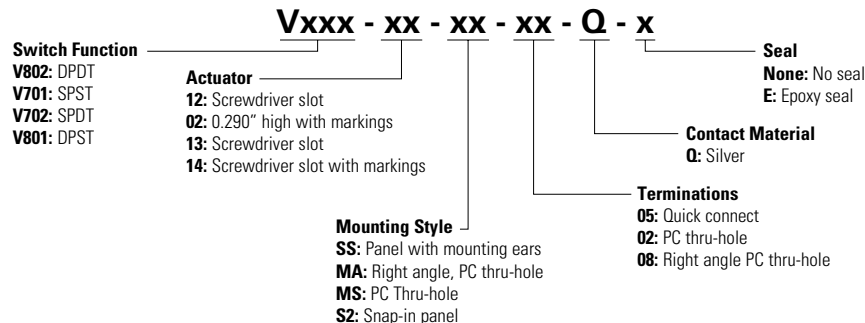
Housing & Top Plate	6/6 nylon (UL94V-2), black.
Actuator	Glass filled polyester (UL94V-0), '01 and '02' styles, black (standard); '12, 13 and '14' styles, red (standard).
Contacts	Copper, silver plated.
Terminals	
Contact Spring	Music wire or stainless steel.
Terminal Seal	Epoxy.

Notes:

Any models supplied with Q, B or G contact material are RoHS compliant. Specifications and materials listed above are for switches with standard options. For information on specific and custom switches, consult Customer Service Center.

Ordering Number

To order, simply select desired option from each category and place in the appropriate box. For additional options not shown in catalog, consult Customer Service Center.



V Series

Power & Line Voltage Select Slide Switches



Switch Function

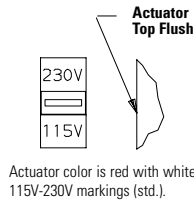
No. Poles	Model No.	Switch Function	Schematic	Available Mounting Styles
SP	V701	SPST		All
	V702	SPDT		

No. Poles	Model No.	Switch Function	Schematic	Available Mounting Styles
DP	S801	DPST		All
	S802	DPDT		

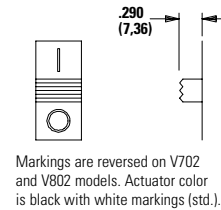
Note: All models C¹ ¹⁵ with all options.
Contacts make on side actuator thrown.

Actuator

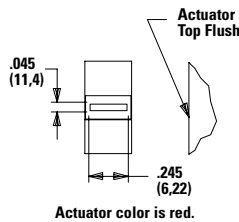
12 Screwdriver Slot With Marking



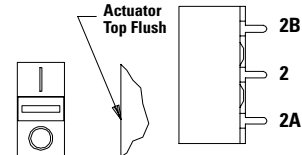
02 0.290" High With Markings



13 Screwdriver Slot With Marking



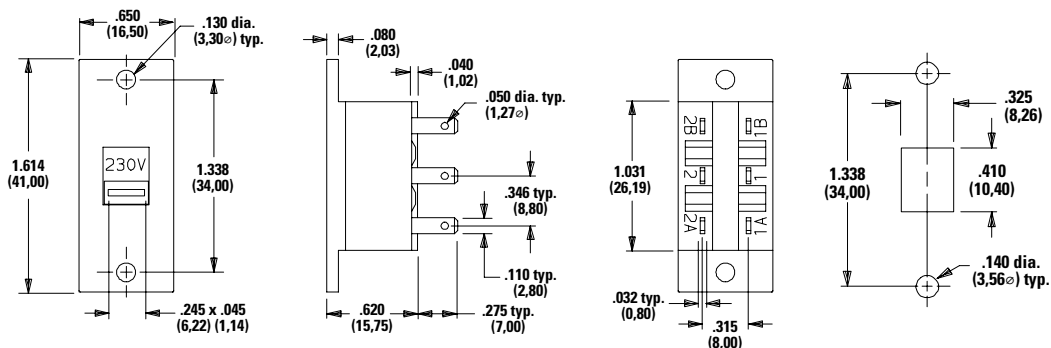
14 Screwdriver Slot Without Marking



Mounting Style

SS Panel with Mounting Ears

V80212SS05Q DPDT



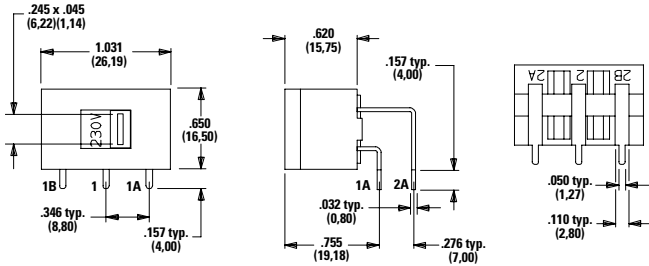
Notes: All models with termination 02 and 05.

V Series

Power & Line Voltage Select Slide Switches

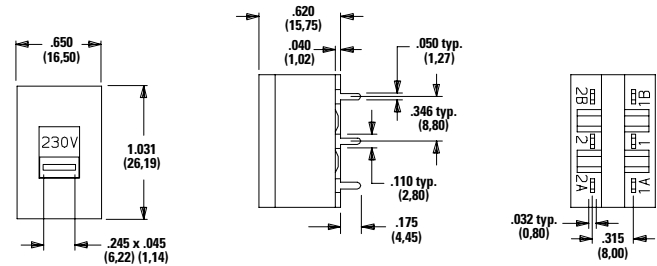


MA Right Angle, PC Thru-hole V80212MA08Q Horizontal Actuation DPDT



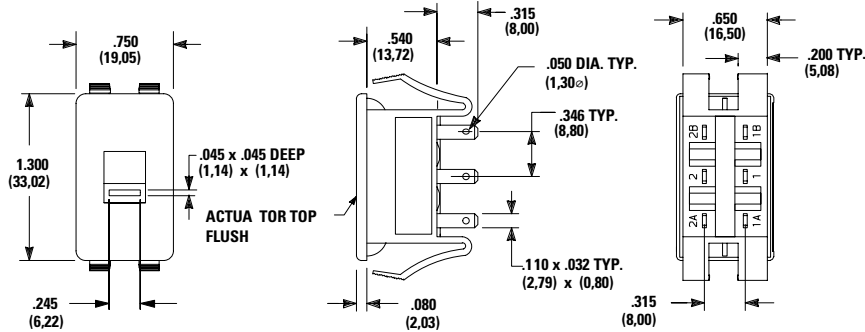
Available with: All models with 08 termination
PC Mounting: PC mount, side actuated.

MS Right Angle, PC Thru-hole V80212MS02Q DPDT

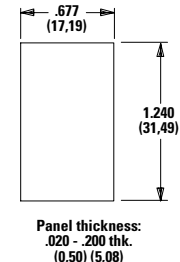


Available with: All models with 02 terminations
PC Mounting: PC mount, top actuated. For mounting information.

S2 Snap-in Panel Mount V80212S205Q DPDT



Panel Mounting



Available with: All models with 05 terminations

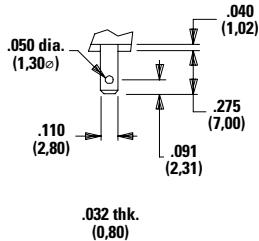
V Series

Power & Line Voltage Select Slide Switches



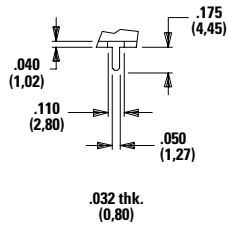
Terminations

05 Quick Connect

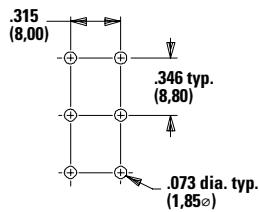


Fits .110 in. quick connector.

02 PC Thru-hole

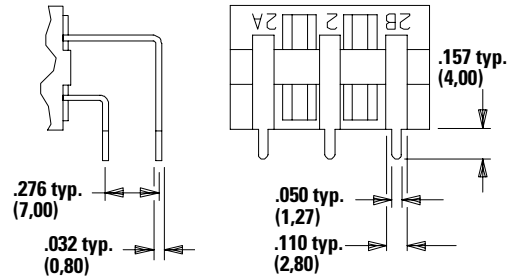


PC Mounting

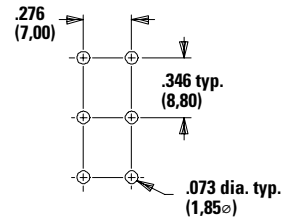


MS, SS Mounting Styles.

08 PC Thru-hole



PC Mounting



MA, Mounting Styles.

V Series

Power & Line Voltage Select Slide Switches



Contact Material

Option Code	Contact Material	Ratings	
Q	Silver ¹	Power	10 GPA @ 125 V AC 50/60 Hz T85; 5 GPA @ 250 V AC 50/60 Hz T85; 2 (0.5) A @ 250 VAC 50/60 Hz T85; 4RA @ 30 VDC T85

Notes: See Technical Data section of this catalog for RoHS compliant and compatible definitions and specifications.

1. Contacts & Terminals: Copper, silver plated (standard with all termination options).

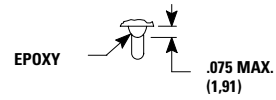
Any models supplied with Q contact material are RoHS compliant.

All models c with all options.

Seal

None No Seal

E Epoxy Seal



Disclaimer Notice - Information furnished is believed to be accurate and reliable. However, users should independently evaluate the suitability of and test each product selected for their own applications. Littelfuse products are not designed for, and may not be used in, all applications. Read complete Disclaimer Notice at <http://www.littelfuse.com/disclaimer-electronics>.

Looking for pricing, stock, or lifecycle information?

Click below to explore more details on WIN SOURCE:

 [View V80214SS05Q on WIN SOURCE](#)

 [C&K Components](#) Information

Optimize Your Supply Chain with WIN SOURCE Solutions

-  Global Sourcing Solution
-  Obsolete Management
-  Cost Control Management
-  Shortage Management
-  Alternative Solution
-  Excess Inventory Management