



**THE DATASHEET OF  
JANTX1N6166A**



# Voidless Hermetically Sealed Bidirectional Transient Voltage Suppressors Data Sheet

## 1N6138A-1N6173A



## Product Overview

This series of industry-recognized voidless, hermetically sealed bidirectional Transient Voltage Suppressors (TVS) are military qualified per MIL-PRF-19500/516 and are ideal for high-reliability applications where a failure cannot be tolerated. They provide a working peak “standoff” voltage selection from 5.2 V to 152 V with a 1500 W rating for a 10/1000  $\mu$ s pulse. They are very robust in hard-glass construction and use internal “Category 1” metallurgical bonds for high reliability. These devices are available as both a non-suffix part and an “A” version part involving different voltage tolerances as described in the [Part Nomenclature](#) section. These devices are also available in a surface-mount MELF package configuration.

### Features

- High surge current and peak pulse power provides transient voltage protection for sensitive circuits.
- Double-layer passivation
- Internal “Category 1” metallurgical bonds
- Voidless hermetically sealed glass package
- JAN, JANTX, JANTXV and JANS qualified versions are available per MIL-PRF-19500/516. (See [Part Nomenclature](#) for all available options).
- RoHS compliant versions available (commercial grade only)

### Applications

- Military and other high-reliability applications
- Extremely robust construction
- Extensive range in working peak “standoff” voltage ( $V_{WM}$ ) from 5.2 V to 152 V
- 1500 W peak pulse power ( $P_{PP}$ ) for a 10/1000  $\mu$ s test pulse
- ESD and EFT protection per IEC6100-4-2 and IEC61000-4-4 respectively
- Protection from the secondary effects of lightning per select levels in IEC61000-4-5
- Flexible axial-leaded mounting terminals
- Non-sensitive to ESD per MIL-STD-750 method 1020
- Inherently radiation hard as described in [MicroNote 050](#)

Figure 1. “C” Package



## 1. Maximum Ratings

Maximum ratings taken at  $T_A = 25\text{ °C}$  unless otherwise noted.

Parameters/Test Conditions	Symbol	Value	Unit
Junction and storage temperature	$T_J$ and $T_{STG}$	-55 to +175	°C
Thermal resistance junction-to-lead <sup>1</sup>	$R_{\theta JL}$	20	°C/W
Peak pulse power at 25 °C	$P_{PP}$	1500	W
Off-state power at $T_L = 75\text{ °C}$ <sup>1</sup>	$P_D$	5.0	W
Off-state power at $T_A = 25\text{ °C}$ <sup>2</sup>	$P_D$	3.0	W
Impulse repetition rate	df	0.01	%
Solder temperature at 10 seconds	$T_{SP}$	260	°C

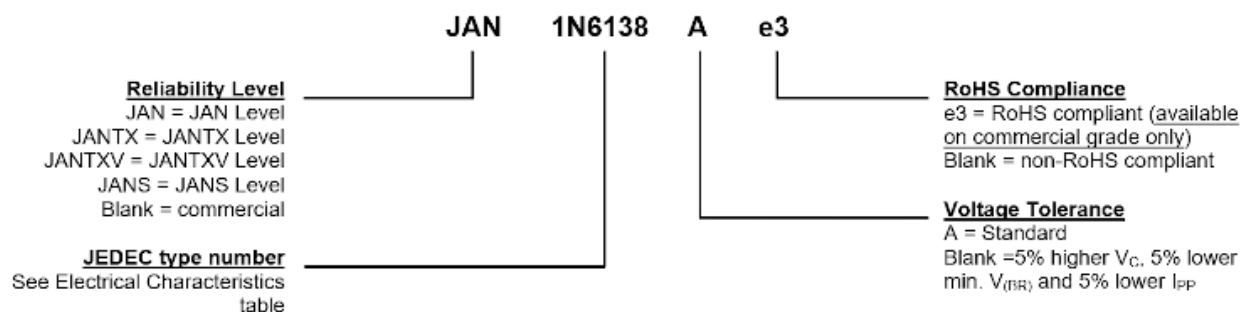
### Notes:

- At 3/8 inch lead length from body (see [Figure 3-4](#)).
- Steady-state power ratings with reference to ambient are for PC boards where thermal resistance from mounting point to ambient is sufficiently controlled where  $T_{J(MAX)}$  is not exceeded (also see [Figure 3-5](#)).

### 1.1 Mechanical and Packaging

- Case: Hermetically sealed voidless hard glass with tungsten slugs
- Terminals: Axial-leads are tin/lead over copper. RoHS compliant matte-tin is available on commercial grade only.
- Marking: Body paint and part number
- Polarity: No polarity marking for these bidirectional TVSs
- Tape and reel option: Standard per EIA-296. Consult factory for quantities.
- Weight: Approximately 1270 mg
- See [Package Dimensions](#).

### 1.2 Part Nomenclature



## 2. Symbols and Definitions

Symbol	Definition
$\alpha_{V(BR)}$	Temperature coefficient of minimum breakdown voltage: The change in breakdown voltage divided by the change in temperature that caused it expressed in %/°C or mV/°C.
$V_{(BR)}$	Breakdown voltage: The voltage across the device at a specified current $I_{(BR)}$ in the breakdown region.
$V_{WM}$	Working standoff voltage: The maximum-rated value of dc or repetitive peak positive cathode-to-anode voltage that may be continuously applied over the standard operating temperature.
$I_D$	Standby current: The current through the device at rated stand-off voltage.
$V_C$	Clamping voltage: The voltage across the device in a region of low differential resistance during the application of an impulse current ( $I_{PP}$ ) for a specified waveform.
$P_{PP}$	Peak pulse power: The rated random recurring peak impulse power or rated nonrepetitive peak impulse power. The impulse power is the maximum-rated value of the product of $I_{PP}$ and $V_C$ .

### 2.1 Electrical Characteristics

Industry Type Number <sup>1</sup>	Minimum Breakdown Voltage <sup>1</sup> $V_{(BR)}$ at $I_{(BR)}$		Rated Standoff Voltage $V_{WM}$	Maximum Standby Current $I_D$ at $V_{WM}$	Maximum Clamping Voltage <sup>1</sup> $V_C$ at $I_{PP}$	Maximum Peak Pulse Current <sup>1</sup> $I_{PP}$	Maximum Temp. Coef. of $V_{(BR)}$ $\alpha_{V(BR)}$
	V	mA	V	$\mu$ A	V	A	%/°C
1N6138A	6.46	175	5.2	500	10.5	142.8	0.05
1N6139A	7.13	175	5.7	300	11.2	133.9	0.06
1N6140A	7.79	150	6.2	100	12.1	124.0	0.06
1N6141A	8.65	150	6.9	100	13.4	111.9	0.06
1N6142A	9.50	125	7.6	100	14.5	103.4	0.07
1N6143A	10.45	125	8.4	20	15.6	96.2	0.07
1N6144A	11.40	100	9.1	20	16.9	88.8	0.07
1N6145A	12.35	100	9.9	20	18.2	82.4	0.08
1N6146A	14.25	75	11.4	20	21.0	71.4	0.08
1N6147A	15.20	75	12.2	20	22.3	67.3	0.08
1N6148A	17.10	65	13.7	10	25.1	59.8	0.085
1N6149A	19.0	65	15.2	5	27.7	54.2	0.085
1N6150A	20.9	50	16.7	5	30.5	49.2	0.085
1N6151A	22.8	50	18.2	5	33.3	45.0	0.09
1N6152A	25.7	50	20.6	5	37.4	40.1	0.09
1N6153A	28.5	40	22.8	5	41.6	36.0	0.09
1N6154A	31.4	40	25.1	5	45.7	32.8	0.095
1N6155A	34.2	30	27.4	5	49.9	30.1	0.095
1N6156A	37.1	30	29.7	5	53.6	28.0	0.095
1N6157A	40.9	30	32.7	5	59.1	25.4	0.095
1N6158A	44.7	25	35.8	5	64.6	23.2	0.095
1N6159A	48.5	25	38.8	5	70.1	21.4	0.095

.....continued

Industry Type Number <sup>1</sup>	Minimum Breakdown Voltage <sup>1</sup> $V_{(BR)}$ at $I_{(BR)}$		Rated Standoff Voltage $V_{WM}$	Maximum Standby Current $I_D$ at $V_{WM}$	Maximum Clamping Voltage <sup>1</sup> $V_C$ at $I_{PP}$	Maximum Peak Pulse Current <sup>1</sup> $I_{PP}$	Maximum Temp. Coef. of $V_{(BR)}$ $\alpha_{V(BR)}$
	V	mA	V	$\mu$ A	V	A	%/ $^{\circ}$ C
1N6160A	53.2	20	42.6	5	77.0	19.5	0.095
1N6161A	58.9	20	47.1	5	85.3	17.6	0.100
1N6162A	64.6	20	51.7	5	97.1	15.4	0.100
1N6163A	71.3	20	56.0	5	103.1	14.5	0.100
1N6164A	77.9	15	62.2	5	112.8	13.3	0.100
1N6165A	86.5	15	69.2	5	125.1	12.0	0.100
1N6166A	95.0	12	76.0	5	137.6	10.9	0.100
1N6167A	104.5	12	86.6	5	151.3	9.9	0.100
1N6168A	114.0	10	91.2	5	165.1	9.1	0.100
1N6169A	123.5	10	98.8	5	178.8	8.4	0.105
1N6170A	142.5	8	114.0	5	206.3	7.3	0.105
1N6171A	152.0	8	121.6	5	218.4	6.9	0.105
1N6172A	171.0	5	136.8	5	245.7	6.1	0.110
1N6173A	190.0	5	152.0	5	273.0	5.5	0.110

**Note:**

1. Part number without the A suffix has 5% higher  $V_C$ , 5% lower minimum  $V_{(BR)}$ , and 5% lower  $I_{PP}$ .

### 3. Performance Curves

Figure 3-1. Peak Pulse Power vs. Pulse Time

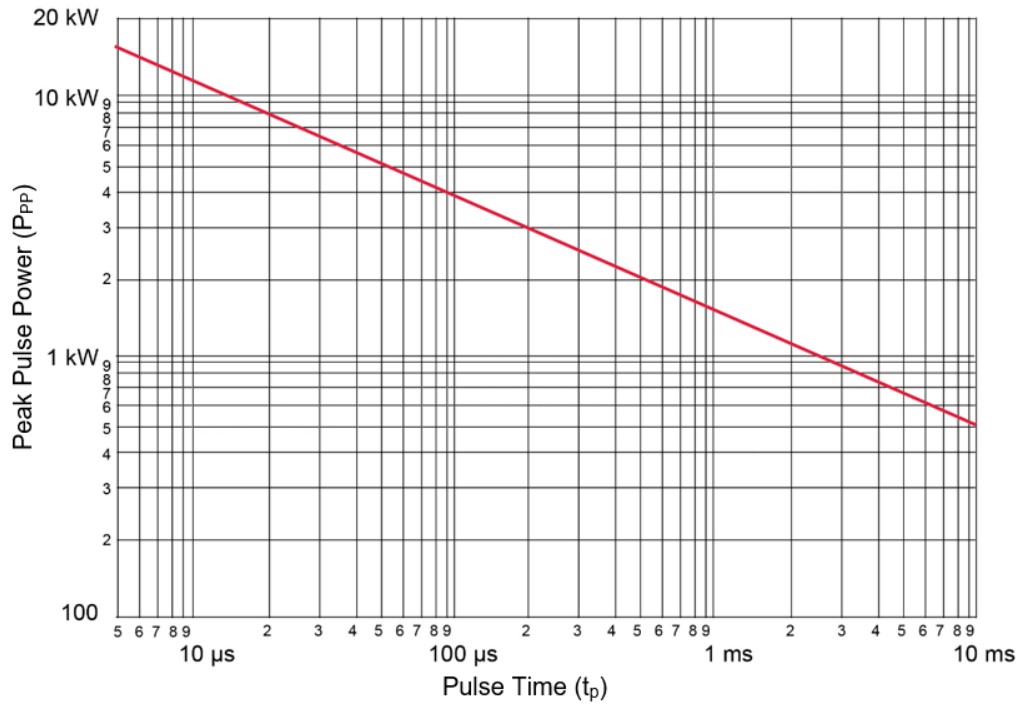


Figure 3-2. Pulse Derating Curve (Not Applicable to JANHC/JANKC Die)

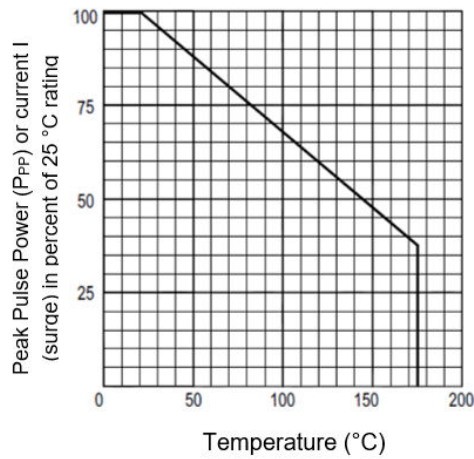


Figure 3-3. Pulse Waveform

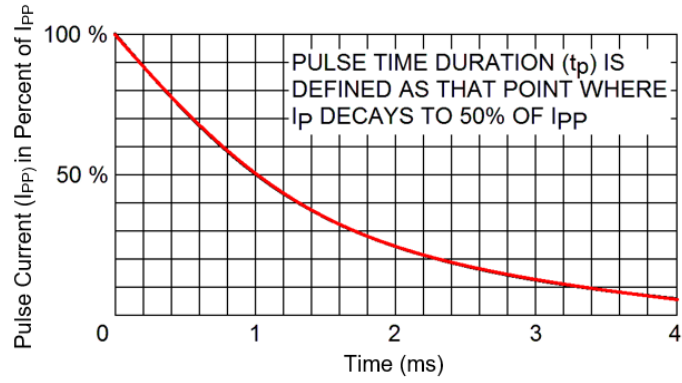


Figure 3-4. Temperature-Power Derating Curve

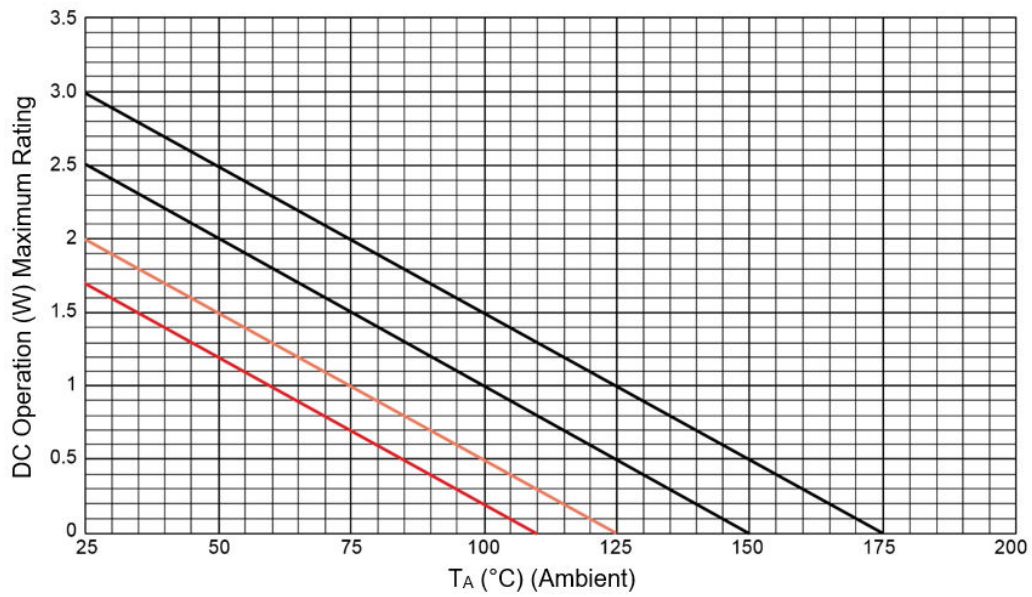
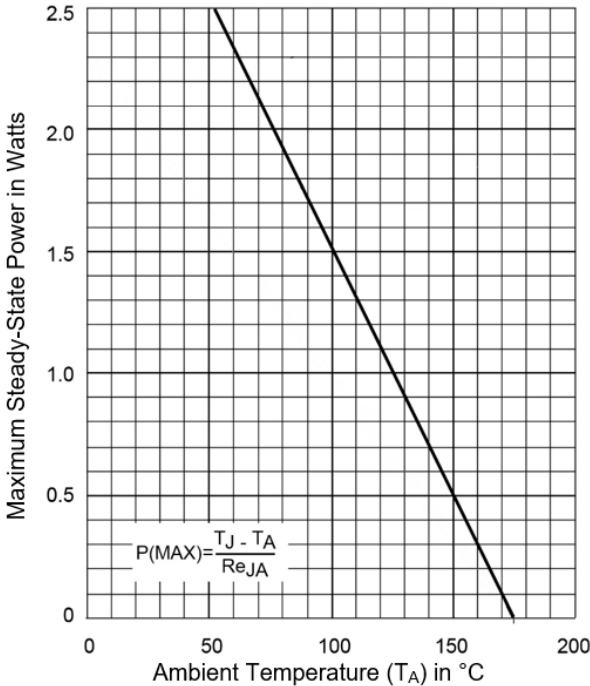
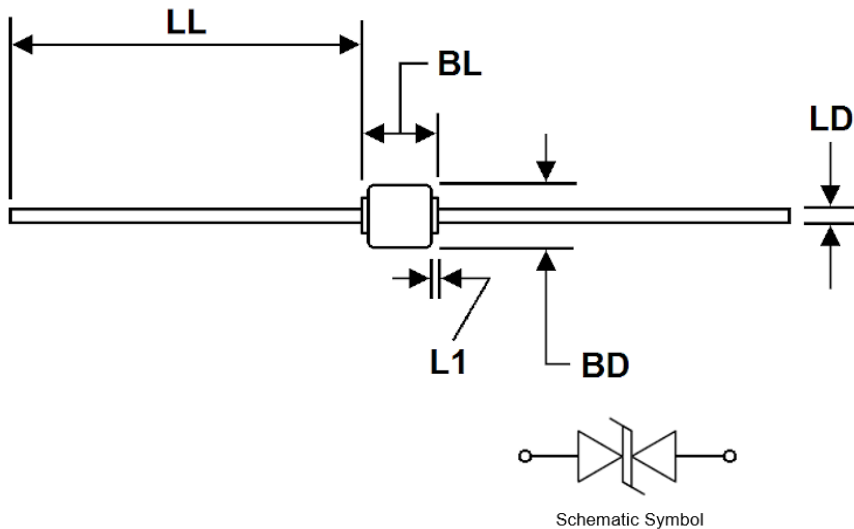


Figure 3-5. Steady-State Derating Curve for Free-Air Mounting ( $R_{\theta JA} = 50\text{ }^{\circ}\text{C/W}$ )



## 4. Package Dimensions

Dimensions are in inches. Millimeters are given for general information only. In accordance with ASME Y14.5M, diameters are equivalent to  $\Phi$ x symbology.



Ltr	Inches		Millimeters		Notes
	Min	Max	Min	Max	
BD	0.135	0.185	3.43	4.70	1
BL	0.140	0.195	3.56	4.95	
LD	0.036	0.042	0.91	1.07	
LL	1.00	1.30	25.4	33.02	
L1	-	0.030	-	0.76	2

### Notes:

1. Dimension BD shall be measured at the largest diameter.
2. Dimension L1 lead diameter uncontrolled in this area.

## 5. Revision History

The revision history describes the changes that were implemented in the document. The changes are listed by revision, starting with the most current publication.

Revision	Date	Description
A	06/2023	Converted document to Microchip template.

## Microchip Information

### The Microchip Website

Microchip provides online support via our website at [www.microchip.com/](http://www.microchip.com/). This website is used to make files and information easily available to customers. Some of the content available includes:

- **Product Support** – Data sheets and errata, application notes and sample programs, design resources, user’s guides and hardware support documents, latest software releases and archived software
- **General Technical Support** – Frequently Asked Questions (FAQs), technical support requests, online discussion groups, Microchip design partner program member listing
- **Business of Microchip** – Product selector and ordering guides, latest Microchip press releases, listing of seminars and events, listings of Microchip sales offices, distributors and factory representatives

### Product Change Notification Service

Microchip’s product change notification service helps keep customers current on Microchip products. Subscribers will receive email notification whenever there are changes, updates, revisions or errata related to a specified product family or development tool of interest.

To register, go to [www.microchip.com/pcn](http://www.microchip.com/pcn) and follow the registration instructions.

### Customer Support

Users of Microchip products can receive assistance through several channels:

- Distributor or Representative
- Local Sales Office
- Embedded Solutions Engineer (ESE)
- Technical Support

Customers should contact their distributor, representative or ESE for support. Local sales offices are also available to help customers. A listing of sales offices and locations is included in this document.

Technical support is available through the website at: [www.microchip.com/support](http://www.microchip.com/support)

### Microchip Devices Code Protection Feature

Note the following details of the code protection feature on Microchip products:

- Microchip products meet the specifications contained in their particular Microchip Data Sheet.
- Microchip believes that its family of products is secure when used in the intended manner, within operating specifications, and under normal conditions.
- Microchip values and aggressively protects its intellectual property rights. Attempts to breach the code protection features of Microchip product is strictly prohibited and may violate the Digital Millennium Copyright Act.
- Neither Microchip nor any other semiconductor manufacturer can guarantee the security of its code. Code protection does not mean that we are guaranteeing the product is “unbreakable”. Code protection is constantly evolving. Microchip is committed to continuously improving the code protection features of our products.

### Legal Notice

This publication and the information herein may be used only with Microchip products, including to design, test, and integrate Microchip products with your application. Use of this information in any other manner violates these terms. Information regarding device applications is provided only for your convenience and may be superseded by updates. It is your responsibility to ensure

that your application meets with your specifications. Contact your local Microchip sales office for additional support or, obtain additional support at [www.microchip.com/en-us/support/design-help/client-support-services](http://www.microchip.com/en-us/support/design-help/client-support-services).

THIS INFORMATION IS PROVIDED BY MICROCHIP "AS IS". MICROCHIP MAKES NO REPRESENTATIONS OR WARRANTIES OF ANY KIND WHETHER EXPRESS OR IMPLIED, WRITTEN OR ORAL, STATUTORY OR OTHERWISE, RELATED TO THE INFORMATION INCLUDING BUT NOT LIMITED TO ANY IMPLIED WARRANTIES OF NON-INFRINGEMENT, MERCHANTABILITY, AND FITNESS FOR A PARTICULAR PURPOSE, OR WARRANTIES RELATED TO ITS CONDITION, QUALITY, OR PERFORMANCE.

IN NO EVENT WILL MICROCHIP BE LIABLE FOR ANY INDIRECT, SPECIAL, PUNITIVE, INCIDENTAL, OR CONSEQUENTIAL LOSS, DAMAGE, COST, OR EXPENSE OF ANY KIND WHATSOEVER RELATED TO THE INFORMATION OR ITS USE, HOWEVER CAUSED, EVEN IF MICROCHIP HAS BEEN ADVISED OF THE POSSIBILITY OR THE DAMAGES ARE FORESEEABLE. TO THE FULLEST EXTENT ALLOWED BY LAW, MICROCHIP'S TOTAL LIABILITY ON ALL CLAIMS IN ANY WAY RELATED TO THE INFORMATION OR ITS USE WILL NOT EXCEED THE AMOUNT OF FEES, IF ANY, THAT YOU HAVE PAID DIRECTLY TO MICROCHIP FOR THE INFORMATION.

Use of Microchip devices in life support and/or safety applications is entirely at the buyer's risk, and the buyer agrees to defend, indemnify and hold harmless Microchip from any and all damages, claims, suits, or expenses resulting from such use. No licenses are conveyed, implicitly or otherwise, under any Microchip intellectual property rights unless otherwise stated.

## Trademarks

The Microchip name and logo, the Microchip logo, Adaptec, AVR, AVR logo, AVR Freaks, BesTime, BitCloud, CryptoMemory, CryptoRF, dsPIC, flexPWR, HELDO, IGLOO, JukeBlox, KeeLoq, Klear, LANCheck, LinkMD, maXStylus, maXTouch, MediaLB, megaAVR, Microsemi, Microsemi logo, MOST, MOST logo, MPLAB, OptoLyzer, PIC, picoPower, PICSTART, PIC32 logo, PolarFire, Prochip Designer, QTouch, SAM-BA, SenGenuity, SpyNIC, SST, SST Logo, SuperFlash, Symmetricom, SyncServer, Tachyon, TimeSource, tinyAVR, UNI/O, Vectron, and XMEGA are registered trademarks of Microchip Technology Incorporated in the U.S.A. and other countries.

AgileSwitch, APT, ClockWorks, The Embedded Control Solutions Company, EtherSynch, Flashtec, Hyper Speed Control, HyperLight Load, Libero, motorBench, mTouch, Powermite 3, Precision Edge, ProASIC, ProASIC Plus, ProASIC Plus logo, Quiet-Wire, SmartFusion, SyncWorld, Temux, TimeCesium, TimeHub, TimePictra, TimeProvider, TrueTime, and ZL are registered trademarks of Microchip Technology Incorporated in the U.S.A.

Adjacent Key Suppression, AKS, Analog-for-the-Digital Age, Any Capacitor, AnyIn, AnyOut, Augmented Switching, BlueSky, BodyCom, Clockstudio, CodeGuard, CryptoAuthentication, CryptoAutomotive, CryptoCompanion, CryptoController, dsPICDEM, dsPICDEM.net, Dynamic Average Matching, DAM, ECAN, Espresso T1S, EtherGREEN, GridTime, IdealBridge, In-Circuit Serial Programming, ICSP, INICnet, Intelligent Paralleling, IntelliMOS, Inter-Chip Connectivity, JitterBlocker, Knob-on-Display, KoD, maxCrypto, maxView, memBrain, Mindi, MiWi, MPASM, MPF, MPLAB Certified logo, MPLIB, MPLINK, MultiTRAK, NetDetach, Omniscient Code Generation, PICDEM, PICDEM.net, PICkit, PICtail, PowerSmart, PureSilicon, QMatrix, REAL ICE, Ripple Blocker, RTAX, RTG4, SAM-ICE, Serial Quad I/O, simpleMAP, SimpliPHY, SmartBuffer, SmartHLS, SMART-I.S., storClad, SQL, SuperSwitcher, SuperSwitcher II, Switchtec, SynchroPHY, Total Endurance, Trusted Time, TSHARC, USBCheck, VariSense, VectorBlox, VeriPHY, ViewSpan, WiperLock, XpressConnect, and ZENA are trademarks of Microchip Technology Incorporated in the U.S.A. and other countries.

SQTP is a service mark of Microchip Technology Incorporated in the U.S.A.

The Adaptec logo, Frequency on Demand, Silicon Storage Technology, and Symmcom are registered trademarks of Microchip Technology Inc. in other countries.

GestIC is a registered trademark of Microchip Technology Germany II GmbH & Co. KG, a subsidiary of Microchip Technology Inc., in other countries.

All other trademarks mentioned herein are property of their respective companies.

© 2023, Microchip Technology Incorporated and its subsidiaries. All Rights Reserved.

ISBN: 978-1-6683-2568-1

## Quality Management System



For information regarding Microchip's Quality Management Systems, please visit [www.microchip.com/quality](http://www.microchip.com/quality).

# Worldwide Sales and Service

AMERICAS	ASIA/PACIFIC	ASIA/PACIFIC	EUROPE
<p><b>Corporate Office</b> 2355 West Chandler Blvd. Chandler, AZ 85224-6199 Tel: 480-792-7200 Fax: 480-792-7277 Technical Support: <a href="http://www.microchip.com/support">www.microchip.com/support</a> Web Address: <a href="http://www.microchip.com">www.microchip.com</a></p> <p><b>Atlanta</b> Duluth, GA Tel: 678-957-9614 Fax: 678-957-1455</p> <p><b>Austin, TX</b> Tel: 512-257-3370</p> <p><b>Boston</b> Westborough, MA Tel: 774-760-0087 Fax: 774-760-0088</p> <p><b>Chicago</b> Itasca, IL Tel: 630-285-0071 Fax: 630-285-0075</p> <p><b>Dallas</b> Addison, TX Tel: 972-818-7423 Fax: 972-818-2924</p> <p><b>Detroit</b> Novi, MI Tel: 248-848-4000</p> <p><b>Houston, TX</b> Tel: 281-894-5983</p> <p><b>Indianapolis</b> Noblesville, IN Tel: 317-773-8323 Fax: 317-773-5453 Tel: 317-536-2380</p> <p><b>Los Angeles</b> Mission Viejo, CA Tel: 949-462-9523 Fax: 949-462-9608 Tel: 951-273-7800</p> <p><b>Raleigh, NC</b> Tel: 919-844-7510</p> <p><b>New York, NY</b> Tel: 631-435-6000</p> <p><b>San Jose, CA</b> Tel: 408-735-9110 Tel: 408-436-4270</p> <p><b>Canada - Toronto</b> Tel: 905-695-1980 Fax: 905-695-2078</p>	<p><b>Australia - Sydney</b> Tel: 61-2-9868-6733</p> <p><b>China - Beijing</b> Tel: 86-10-8569-7000</p> <p><b>China - Chengdu</b> Tel: 86-28-8665-5511</p> <p><b>China - Chongqing</b> Tel: 86-23-8980-9588</p> <p><b>China - Dongguan</b> Tel: 86-769-8702-9880</p> <p><b>China - Guangzhou</b> Tel: 86-20-8755-8029</p> <p><b>China - Hangzhou</b> Tel: 86-571-8792-8115</p> <p><b>China - Hong Kong SAR</b> Tel: 852-2943-5100</p> <p><b>China - Nanjing</b> Tel: 86-25-8473-2460</p> <p><b>China - Qingdao</b> Tel: 86-532-8502-7355</p> <p><b>China - Shanghai</b> Tel: 86-21-3326-8000</p> <p><b>China - Shenyang</b> Tel: 86-24-2334-2829</p> <p><b>China - Shenzhen</b> Tel: 86-755-8864-2200</p> <p><b>China - Suzhou</b> Tel: 86-186-6233-1526</p> <p><b>China - Wuhan</b> Tel: 86-27-5980-5300</p> <p><b>China - Xian</b> Tel: 86-29-8833-7252</p> <p><b>China - Xiamen</b> Tel: 86-592-2388138</p> <p><b>China - Zhuhai</b> Tel: 86-756-3210040</p>	<p><b>India - Bangalore</b> Tel: 91-80-3090-4444</p> <p><b>India - New Delhi</b> Tel: 91-11-4160-8631</p> <p><b>India - Pune</b> Tel: 91-20-4121-0141</p> <p><b>Japan - Osaka</b> Tel: 81-6-6152-7160</p> <p><b>Japan - Tokyo</b> Tel: 81-3-6880-3770</p> <p><b>Korea - Daegu</b> Tel: 82-53-744-4301</p> <p><b>Korea - Seoul</b> Tel: 82-2-554-7200</p> <p><b>Malaysia - Kuala Lumpur</b> Tel: 60-3-7651-7906</p> <p><b>Malaysia - Penang</b> Tel: 60-4-227-8870</p> <p><b>Philippines - Manila</b> Tel: 63-2-634-9065</p> <p><b>Singapore</b> Tel: 65-6334-8870</p> <p><b>Taiwan - Hsin Chu</b> Tel: 886-3-577-8366</p> <p><b>Taiwan - Kaohsiung</b> Tel: 886-7-213-7830</p> <p><b>Taiwan - Taipei</b> Tel: 886-2-2508-8600</p> <p><b>Thailand - Bangkok</b> Tel: 66-2-694-1351</p> <p><b>Vietnam - Ho Chi Minh</b> Tel: 84-28-5448-2100</p>	<p><b>Austria - Wels</b> Tel: 43-7242-2244-39 Fax: 43-7242-2244-393</p> <p><b>Denmark - Copenhagen</b> Tel: 45-4485-5910 Fax: 45-4485-2829</p> <p><b>Finland - Espoo</b> Tel: 358-9-4520-820</p> <p><b>France - Paris</b> Tel: 33-1-69-53-63-20 Fax: 33-1-69-30-90-79</p> <p><b>Germany - Garching</b> Tel: 49-8931-9700</p> <p><b>Germany - Haan</b> Tel: 49-2129-3766400</p> <p><b>Germany - Heilbronn</b> Tel: 49-7131-72400</p> <p><b>Germany - Karlsruhe</b> Tel: 49-721-625370</p> <p><b>Germany - Munich</b> Tel: 49-89-627-144-0 Fax: 49-89-627-144-44</p> <p><b>Germany - Rosenheim</b> Tel: 49-8031-354-560</p> <p><b>Israel - Ra'anana</b> Tel: 972-9-744-7705</p> <p><b>Italy - Milan</b> Tel: 39-0331-742611 Fax: 39-0331-466781</p> <p><b>Italy - Padova</b> Tel: 39-049-7625286</p> <p><b>Netherlands - Drunen</b> Tel: 31-416-690399 Fax: 31-416-690340</p> <p><b>Norway - Trondheim</b> Tel: 47-72884388</p> <p><b>Poland - Warsaw</b> Tel: 48-22-3325737</p> <p><b>Romania - Bucharest</b> Tel: 40-21-407-87-50</p> <p><b>Spain - Madrid</b> Tel: 34-91-708-08-90 Fax: 34-91-708-08-91</p> <p><b>Sweden - Gothenberg</b> Tel: 46-31-704-60-40</p> <p><b>Sweden - Stockholm</b> Tel: 46-8-5090-4654</p> <p><b>UK - Wokingham</b> Tel: 44-118-921-5800 Fax: 44-118-921-5820</p>

## Looking for pricing, stock, or lifecycle information?

Click below to explore more details on WIN SOURCE:

-  [View JANTX1N6166A on WIN SOURCE](#)
-  [Microchip Technology](#) Information

## Optimize Your Supply Chain with WIN SOURCE Solutions

-  Global Sourcing Solution
-  Obsolete Management
-  Cost Control Management
-  Shortage Management
-  Alternative Solution
-  Excess Inventory Management