





THE DATASHEET OF
35618000029



RoHS  **356 Series** Lead-Free 3AB, Slow-Blow Fuse


Agency Approvals

| Agency | Agency File Number | Ampere Range |
|---|--------------------|--------------|
|  | E67006 | 1A - 10A |
|  | | 200mA - 10A |

Description

The 3AB special type cartridge fuse for protection of high voltage and surge tolerant applications.

Features

- Only available in cartridge format.
- Pluggable into clips or shocksafe holders.
- RoHS compliant and lead free.



Applications

- Used as supplementary protection in appliance or utilization equipment to provide individual protection for components or internal circuits

Electrical Characteristics

| % of Ampere Rating | Ampere Rating | Opening Time |
|--------------------|---------------|------------------------------|
| 150% | 0.2 - 10 | 1 Hour, Minimum |
| 250% | | 15 Mins, Maximum |
| 400% | | 0.15 Sec. Min., 2 Sec Max. |
| 1000% | | 0.01 Sec. Min., 0.3 Sec Max. |

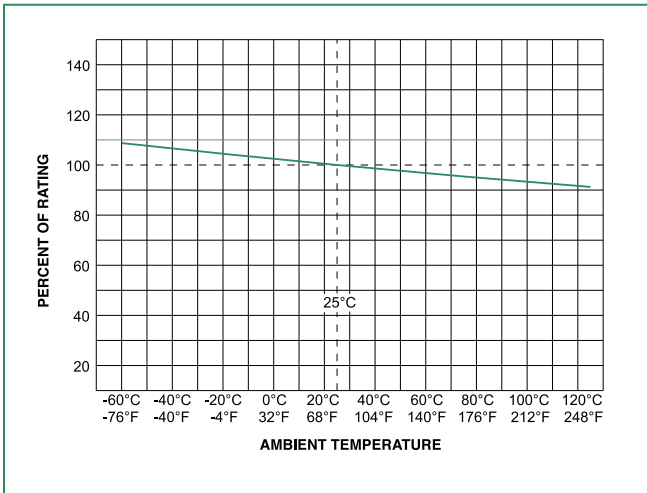
Electrical Characteristics

| Amp Code | Amp Rating | Voltage Rating | Interrupting Rating | Nominal Resistance Cold Ohms (Ohms) | Melting Integral 10xIn Min. (A2Sec.) | Voltage Drop at Rated Current Max. (mV) | Power Dissipation 1.5xIn Max. (W) | Agency Approvals | |
|----------|------------|----------------|---------------------|-------------------------------------|--------------------------------------|---|-----------------------------------|---|---|
| | | | | | | | |  |  |
| 0200 | 0.2 | 440 | 1000A @ 440VAC** | 7.1200 | 0.140 | 1800 | 1.1 | | x |
| 0400 | 0.4 | 440 | | 1.9500 | 0.160 | 1200 | 1.5 | | x |
| 0500 | 0.5 | 440 | | 1.6520 | 0.530 | 1100 | 1.6 | | x |
| 06300 | 0.63 | 440 | | 0.9050 | 2.000 | 800 | 1.7 | | x |
| 0800 | 0.8 | 440 | | 0.6100 | 3.100 | 700 | 1.7 | | x |
| 1100 | 1 | 440 | | 0.3300 | 4.400 | 500 | 1.8 | x | x |
| 1125 | 1.25 | 440 | | 0.1660 | 3.100 | 350 | 1.8 | x | x |
| 1160 | 1.6 | 440 | | 0.1470 | 8.30 | 320 | 1.8 | x | x |
| 1200 | 2 | 440 | | 0.1050 | 9.20 | 270 | 2.0 | x | x |
| 1250 | 2.5 | 440 | | 0.0525 | 22.0 | 250 | 2.3 | x | x |
| 1315 | 3.15 | 440 | | 0.0463 | 36.0 | 230 | 2.4 | x | x |
| 1400 | 4 | 440 | | 0.0300 | 62.0 | 200 | 2.6 | x | x |
| 1500* | 5 | 440 | | 0.0260 | 91.0 | 180 | 3.0 | x | x |
| 1630* | 6.3 | 440 | | 0.0157 | 130.0 | 150 | 3.2 | x | x |
| 1800* | 8 | 440 | | 0.0109 | 240.0 | 140 | 3.8 | x | x |
| 2100* | 10 | 440 | | 0.0076 | 510.0 | 120 | 4.0 | x | x |

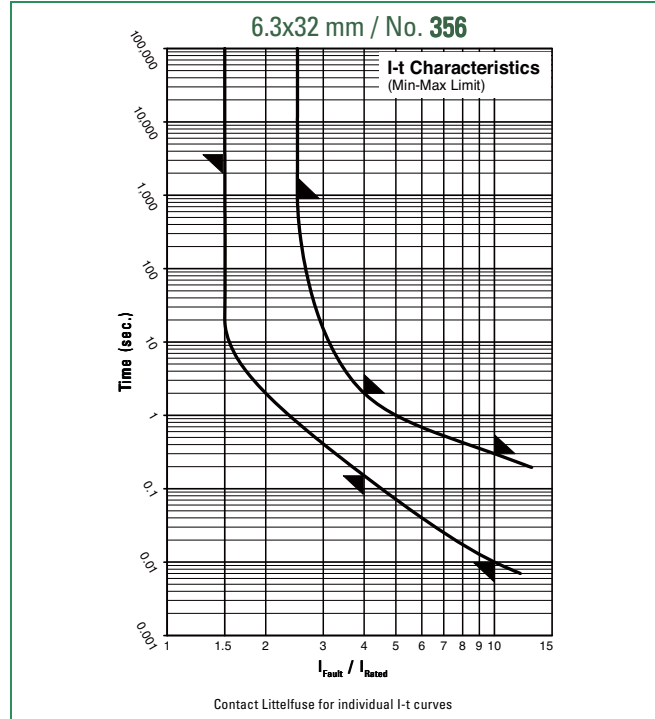
* Depending on the application and mounting, the fuse heating at max. ambient temperature in a closed fuseholder should be considered.

** 50-60Hz, PF=1.0.

Temperature Derating Curve



Average Time Current Curves

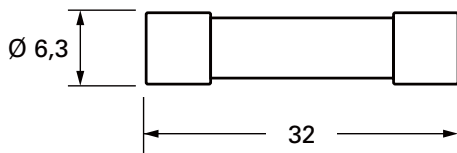


Product Characteristics

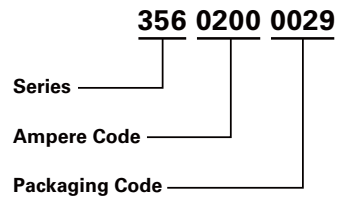
| | |
|-----------------------------|--|
| Materials | Tube: Ceramic End Caps: Nickel plated brass |
| Climatic Category | -25°C to 70°C / 21days (EN 60068-1...3) |
| Vibration Resistance | 24 cycles at 15 min. each (EN 60068-2-6) 10 - 60 Hz at 0.75mm amplitude 60 - 2000 Hz at 10g acceleration |
| Product Marking | Brand Logo, T, Current Rating, 440V, Approval |

| | |
|----------------------------------|--|
| Operating Temperature | -25°C to 70°C |
| Stock Conditions | -10°C to 60°C relative humidity ≤ 75% yearly average without dew, maximum value for 30 days - 95% |
| Solderability | 260°C ≤ 3 sec. (Wave) 350°C ≤ 1 sec. (Hand) |
| Soldering Heat Resistance | 260°C 10 sec. (IEC 68-2-20) |

Dimensions



Part Numbering System



Packaging

002: Pack (100 pcs.)

Looking for pricing, stock, or lifecycle information?

Click below to explore more details on WIN SOURCE:

 [View 35618000029 on WIN SOURCE](#)

 [Littelfuse Inc. Information](#)

Optimize Your Supply Chain with WIN SOURCE Solutions

-  Global Sourcing Solution
-  Obsolete Management
-  Cost Control Management
-  Shortage Management
-  Alternative Solution
-  Excess Inventory Management