



**THE DATASHEET OF
H100AA2F205NQ**



H Series

4 & 6 Tumbler Power Switchlocks



Description

The H series 4 & 6 tumbler power switchlock is designed for use in machine controls and elevators. With positive detent, snap-together assembly and power switching, designers turn to the H series when they need a switchlock that's both reliable and long-lasting.

Features & Benefits

- Positive detent
- Snap-together assembly
- Multi-pole and multi-position
- Power switching

Applications

- Machine controls
- Elevators

Agency Approvals

Agency	Agency File Number
	E42363

Specifications

Contact Ratings	Q contact material: 12 amps @ 125 V AC; 6 amps @ 250 V AC; 1 amp @ 125 V DC (UL). See page 6 for additional ratings.
Contact Resistance	Below 10 m Ω typ. initial @ 2-4 V DC, 100 mA, for both silver and gold plated contacts.

Electrical Characteristics

Electrical Life	10,000 make-and-break cycles at full load.
Insulation Resistance	10 ⁹ Ω min.
Dielectric Strength	1,000 Vrms min. @ sea level.
Indexing	45° or 90°, 2-4 Positions.
Operating Temperature	-30°C to 85°C ¹

Notes:

1. Max temperature for UL Recognition is 65 deg. cel.

Materials

Lock	Zinc alloy with stainless steel facing (4 tumbler locks and 6 tumbler tubular lock).
Keys	Two nickel plated brass keys with code number (4 tumbler). Two die cast chrome plated zinc alloy keys (6 tumbler).
Switch Housing	6/6 nylon (UL 94V-2).
Contacts & Terminals	Q contact material: Copper, silver plated. See page 6 for additional contact materials.
Contact Spring	Music wire or stainless steel
Mounting Nut	Zinc alloy
Mounting Clip	Steel, zinc plated
Terminal Seal	Epoxy
Dress Nut	Brass, nickel plated

Notes:

Any models supplied with Q or B contact material are RoHS compliant. Specifications and materials listed above are for switchlocks with standard options. For information on specific and custom switchlocks, consult Customer Service Center.

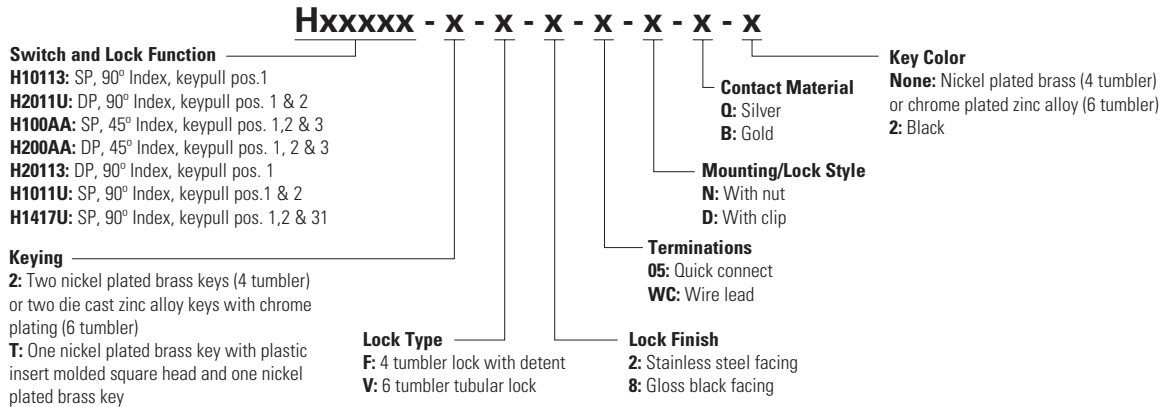
H Series

4 & 6 Tumbler Power Switchlocks



Ordering Number

To order, simply select desired option from each category and place in the appropriate box. For additional options not shown in catalog, consult Customer Service Center.



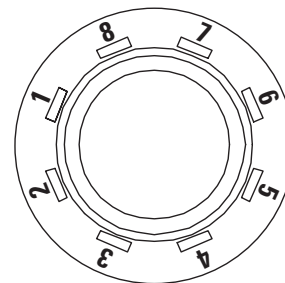
Notes:
 All models c us with all options when ordered with 'Q' contact material. AX14 models not available with 'S' shorting contacts.

Switch and Lock Function

No. Tumbler	No. Poles	Model No.	Connected Terminals				Key Pull Positions	Lock Configuration	Indexing
			POS. 1	POS. 2	POS. 3	POS. 4			
4	SP	H100AA	7-8	8-1	6-7	-	Positions 1, 2 & 3		45°
	DP	H200AA	7-8, 3-4	8-1, 4-5	6-7, 2-3	-			
4 & 6	SP	H10113	7-8	8-2	-	-	Position 1		90°
	DP	H20113	7-8, 3-4	8-2, 4-6	-	-			
4 & 6	SP	H1011U	7-8	8-2	-	-	Positions 1 & 2		90°
	DP	H2011U	7-8, 3-4	8-2, 4-6	-	-			
4	3P	H1417U	6-8	8-2	5-6	-	Positions 1, 2 & 3		90°

- Legend**
- = Detent Positions (45° or 90°)
 - ⊙ = Key pull possible in these positions.
 - ⊙ = Stop Positions

Terminal Numbers



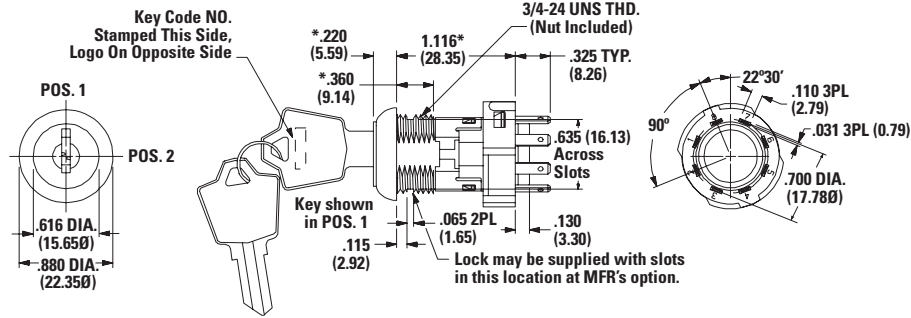
Notes:
 Terminals numbers molded on housing.

H Series

4 & 6 Tumbler Power Switchlocks

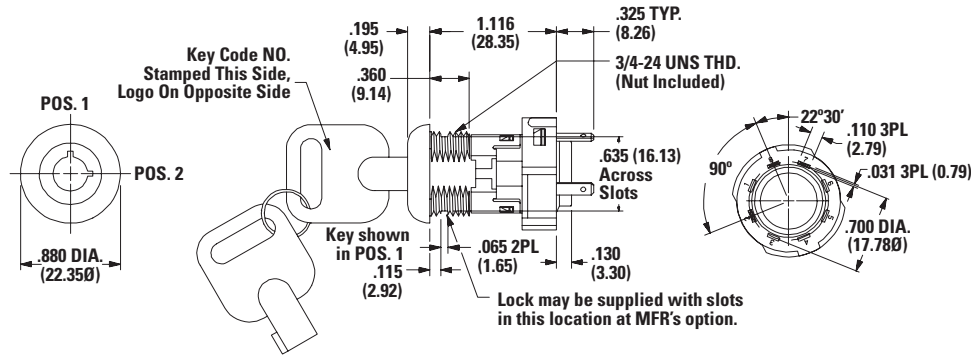


4 Tumbler inches (mm)



Note: Part number shown: H101132F205NQ

6 Tumbler inches (mm)



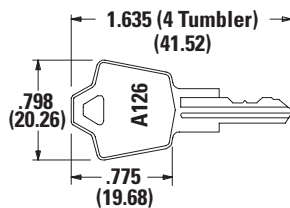
Note: Part number shown: H1011U2V205NQ

Keying

Option Code	Keying Options	Code No. On Key	Code No. On Lock	Option Code	Key Color
2	2 nickel plated brass keys (4 tumbler) or 2 chrome plated zinc alloy key (6 tumbler)	Yes	No	None	Nickel plated brass (4 tumbler) Chrome plated brass (6 tumbler) (applies to keying option code 2 only)
T	1 nickel plated brass key with plastic insert molded square head & 1 nickel plated brass key	Yes	No	2	Black (applies to keying option code T only)

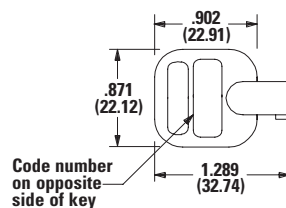
Notes:
All orders keyed alike, standard. For more than one key code, replacement keys, or other special features, consult Customer Service Center.

Nickel Plated Brass Key



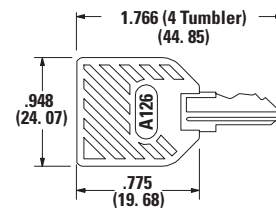
Key part number: 115140126

Chrome Plated Zinc Alloy Key



Key part number: 363C1AAAA

Nickel Plated Brass Key with Plastic Insert Molded Square Head



Key part number: 11599112602

Notes: Key head shape subject to change without notice.

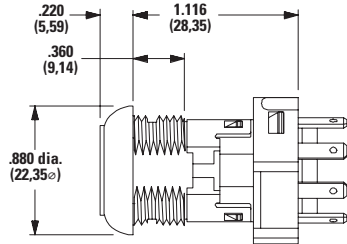
H Series

4 & 6 Tumbler Power Switchlocks

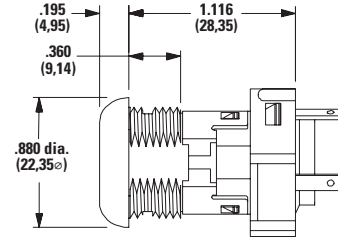


Lock Type

F 4 Tumbler Lock with Added Detent



V 6 Tumbler Tubular Lock



Lock Finish

2 Stainless Steel Facing



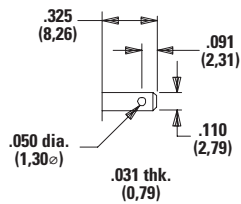
8 Gloss Black Facing



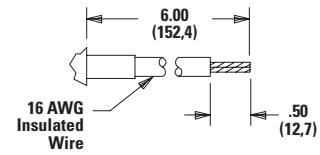
Notes: Available with V lock type only.

Terminations

05 0.110" Quick Connect



WC Wire Lead



Notes: Black wire standard, other colors, gages and lengths available, consult Customer Service Center. UL style 1015.

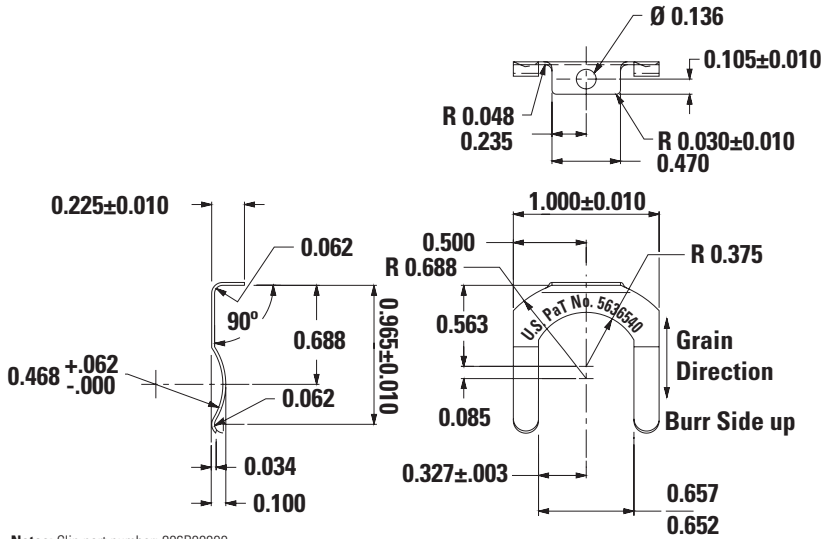
H Series

4 & 6 Tumbler Power Switchlocks

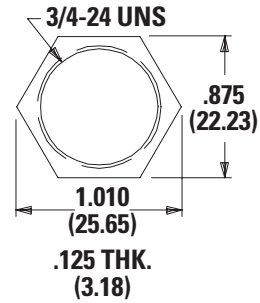


Mounting/Lock Style

D With Clip

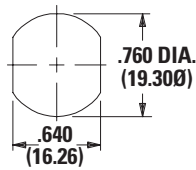


N With Nut



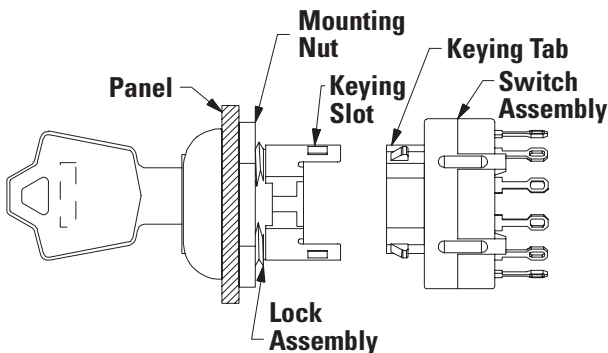
Notes: Nut part number: 937C00000

Panel Mounting



Mounting Styles	Panel Thickness
D	0.065 - 0.085 (1.65 - 2.16)
N	0.195 (4.95) max.

Switch and Lock Assembly Instructions



1. Place lock assembly in mounting hole on panel, secure with mounting nut.
2. Align keying tab on switch assembly with keying slot on lock assembly.
3. Snap assemblies together.
4. Switch installation is permanent. Switch cannot be removed from lock after assembly. Attempting to separate switch and lock may cause damage to switchlock.

H Series


4 & 6 Tumbler Power Switchlocks



Contact Material

Option Code	ROHS Compliant ¹	ROHS Compatible ¹	Contact and Terminal Material		Rating
Q	Yes	Yes	Silver ³	Power	12 amps @ 125 V AC 6 amps @ 250 V AC 1 amp @ 125 VDC (UL ⁴)
B	Yes	Yes	Gold ²	Low Level / Dry Circuit	0.4 VA max. @ 20 V AC or DC max.

Notes:

1. See Technical Data section of this catalog for RoHS compliant and compatible definitions and specifications.
2. Contacts & Terminals: Copper, with gold plate over nickel plate.
3. Contacts & Terminals: Copper, silver plated.
4. All models of  with all options when ordered with 'Q' contact material.

Available Hardware



Key Code: A126
4 Tumbler
Part No. (One Key)
115140126
Material: Brass
Finish: Nickel Plate



Key Code: AAAA
Part No. (One Key)
363C1AAAA
Material: Zinc Alloy
Finish: Chrome Plate



Key Code: A126
4 Tumbler
Part No. (One Key)
1159112602 Black
Material: Brass
Finish: Nickel plate
6/6 Nylon insert molded head

Disclaimer Notice - Information furnished is believed to be accurate and reliable. However, users should independently evaluate the suitability of and test each product selected for their own applications. Littelfuse products are not designed for, and may not be used in, all applications. Read complete Disclaimer Notice at <http://www.littelfuse.com/disclaimer-electronics>.

Looking for pricing, stock, or lifecycle information?

Click below to explore more details on WIN SOURCE:

- ⊖ [View H100AA2F205NQ](#) on WIN SOURCE
- ⊖ [C&K Components](#) Information

Optimize Your Supply Chain with WIN SOURCE Solutions

- ✓ Global Sourcing Solution
- ✓ Obsolete Management
- ✓ Cost Control Management
- ✓ Shortage Management
- ✓ Alternative Solution
- ✓ Excess Inventory Management