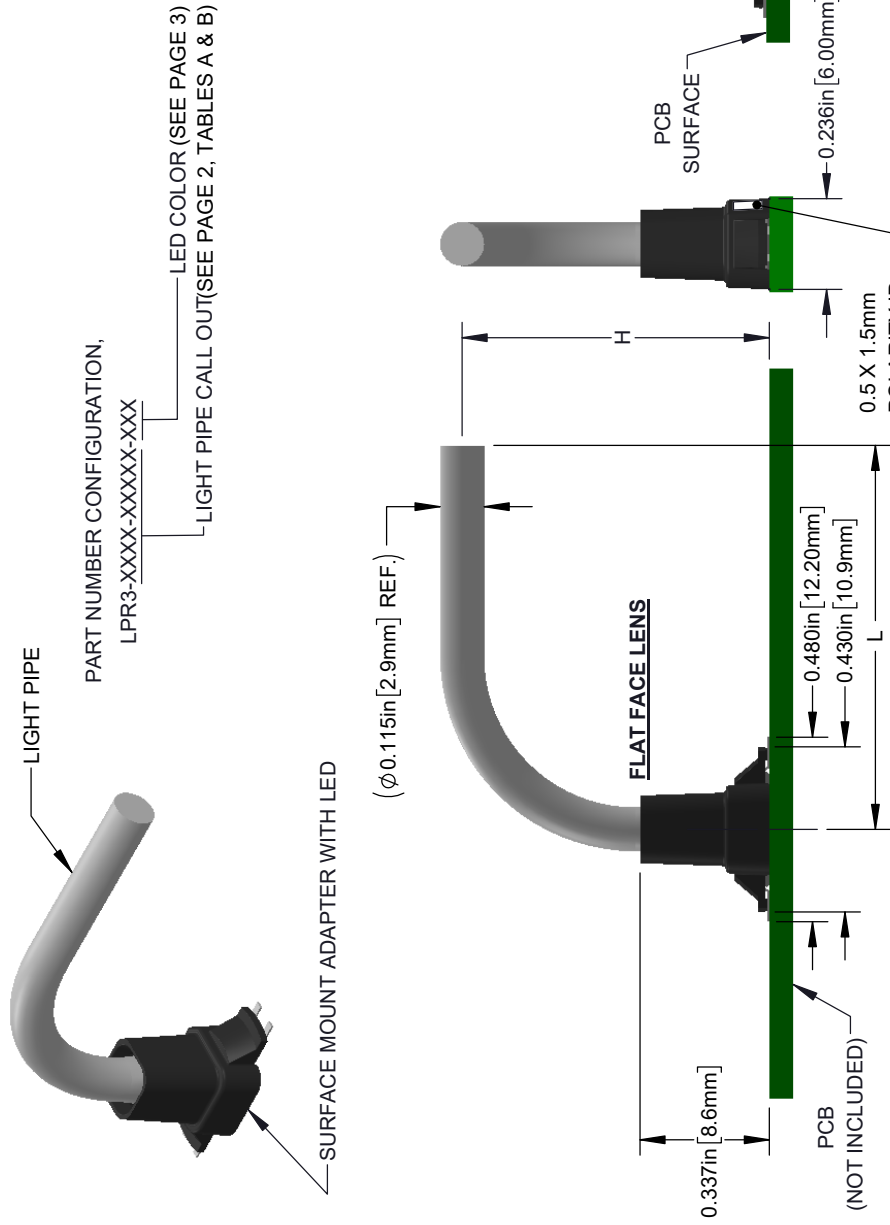




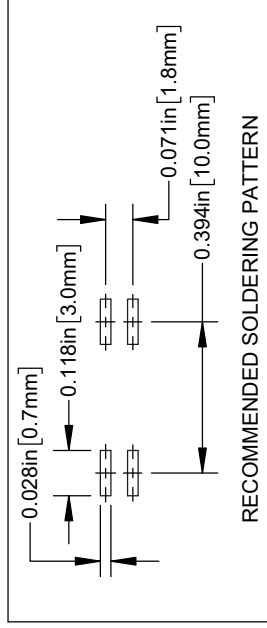
NOTES:

1. PARTS ARE SHIPPED NON-ASSEMBLED.
2. SEE SHEET 4 FOR PACKAGING PLAN.

REV.	DESCR
B	Engineering Release
C	ECO-1231 - Add Bent Pin T
D	ECO-1250 - Updated Com
E	ECO-1279 - Updated MFG



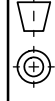
DIMENSIONS ARE APPLICABLE TO BOTH LENS FACES UNLESS OTHERWISE NOTED



**CUSTOMER**

STANDARD TOLERANCE (UNLESS OTHERWISE SPECIFIED)

DECIMALS	ANGULAR
X ±.1	X° ±1°
.XX ±.02	
.XXX ±.010	



DESIGNED:	DATE:
K. BARON	7/11/2018
REVISED:	DATE:
K. BARON	8/1/2024
CHECKED:	DATE:
D. ASHBY	8/1/2024

REV.

DESCR

See Sheet 1

**STANDARD ORDERING INFORMATION****TABLE A - FLAT FACE LENS**

PART NO.	H ±.01	L ±.01
LPR3-0800-0700F-XXX	0.800 [20.3mm]	0.700 [17.8mm]
LPR3-0800-1000F-XXX		1.000 [25.4mm]
LPR3-0800-1500F-XXX		1.500 [38.1mm]
LPR3-0800-2000F-XXX		2.000 [50.8mm]
LPR3-0800-2500F-XXX	1.000 [25.4mm]	2.500 [63.5mm]
LPR3-0800-3000F-XXX		3.000 [76.2mm]
LPR3-1000-0700F-XXX		0.700 [17.8mm]
LPR3-1000-1000F-XXX		1.000 [25.4mm]
LPR3-1000-1500F-XXX	1.000 [25.4mm]	1.500 [38.1mm]
LPR3-1000-2000F-XXX		2.000 [50.8mm]
LPR3-1000-2500F-XXX		2.500 [63.5mm]
LPR3-1000-3000F-XXX		3.000 [76.2mm]
LPR3-1250-0700F-XXX	1.250 [31.8mm]	0.700 [17.8mm]
LPR3-1250-1000F-XXX		1.000 [25.4mm]
LPR3-1250-1500F-XXX		1.500 [38.1mm]
LPR3-1250-2000F-XXX		2.000 [50.8mm]
LPR3-1250-2500F-XXX	1.250 [31.8mm]	2.500 [63.5mm]
LPR3-1250-3000F-XXX		3.000 [76.2mm]

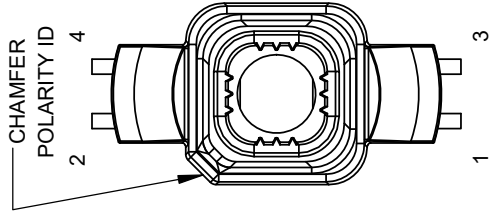
**TABLE B - DOME FACE LENS**

PART NO.	H ±.01
LPR3-0800-0700D-XXX	0.800 [20.3mm]
LPR3-0800-1000D-XXX	
LPR3-0800-1500D-XXX	
LPR3-0800-2000D-XXX	
LPR3-0800-2500D-XXX	1.000 [25.4mm]
LPR3-0800-3000D-XXX	
LPR3-1000-0700D-XXX	
LPR3-1000-1000D-XXX	
LPR3-1000-1500D-XXX	1.000 [25.4mm]
LPR3-1000-2000D-XXX	
LPR3-1000-2500D-XXX	
LPR3-1000-3000D-XXX	
LPR3-1250-0700D-XXX	1.250 [31.8mm]
LPR3-1250-1000D-XXX	
LPR3-1250-1500D-XXX	
LPR3-1250-2000D-XXX	
LPR3-1250-2500D-XXX	1.250 [31.8mm]
LPR3-1250-3000D-XXX	

**CUSTOM!**

CAGE CODE: <b>32555</b>	<b>A</b>
SHEET SIZE:	

Order Code XXX	Emitted Color	Peak Wave L. $\lambda_p$ [nm] Chroma TYP	Electro-Optical Data @20mA, 25°C				Polarity Diagram
			$V_f$ [V]		$I_v$ [mcd]		
			MIN	TYP	MAX	TYP	
R130	Red	640	1.7	2.0	2.5	130	FIGURE A
R480	Red	630	1.7	2.0	2.5	480	FIGURE B
A220	Amber	610	1.7	2.0	2.5	220	
O170	Orange	590	1.7	2.0	2.5	170	
Y50	Yellow	570	1.7	2.0	2.5	50	
G850	Green	520	2.8	3.2	3.7	850	FIGURE C
B150	Blue	465	2.8	3.2	3.7	150	
W305	White	X = 0.308 Y = 0.305	2.8	3.0	3.7	1750	FIGURE D
OY	Orange	590	1.7	2.0	2.5	190	
RY	Yellow	572	1.7	2.0	2.5	60	FIGURE E
	Red	640	1.7	2.0	2.5	110	
RG	Yellow	572	1.7	2.0	2.5	55	FIGURE F
	Red	640	1.7	2.0	2.5	200	
RW	Green	520	2.8	3.2	3.7	810	FIGURE G
	Red	630	1.7	2.0	2.5	130	
RB	White	X = 0.28 Y = 0.29	2.8	3.2	3.7	520	FIGURE H
	Red	650	1.7	2.0	2.5	80	
RGB	Blue	465	2.8	3.2	3.7	150	FIGURE H
	Red	643	1.7	2.0	2.5	95	
RGB	Green	515	2.8	3.3	3.7	730	FIGURE H
	Blue	460	2.8	3.3	3.7	120	



Note: 10% Duty Cycle, Pulse Width  $\leq$  0.1msec for Peak If.

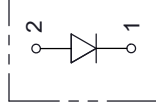


FIG. A

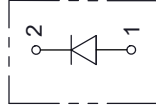


FIG. B

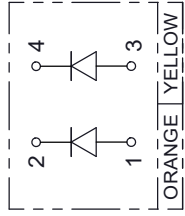


FIG. C

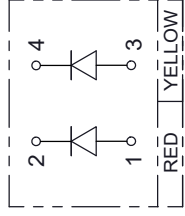


FIG. D

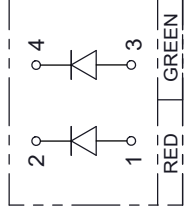


FIG. E

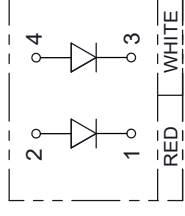


FIG. F

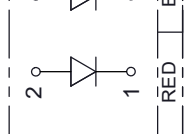


FIG. G

CAGE CODE: 32555  
SHEET SIZE: A

**CUSTOMER USE DRAWING**

## PACKAGING PLAN

PARTS ARE SHIPPED IN QUANTITY OF 400 AS IN THE FOLLOWING:

1. ONE BAG CONTAINING FOUR LIGHT PIPE PACKAGES, 100 EACH, AND ONE LEVEL 4 MOISTURE SEALED TRAY WITH 400 SURFACE MOUNT ADAPTERS.
2. BAG SIZE IS APPROXIMATELY 16 X 18 INCHES (406.4 X 457.2 mm).
3. TRAY SIZE IS APPROXIMATELY 10 X 14 X 0.6 INCHES (254 X 355.6 X 15.2 mm), INCLUDING TOP COVER AND BOTTOM TRAY. ADAPTERS ARE ARRANGED AS SHOWN IN FIGURE 1.

10 ADAPTERS IN EACH POCKET


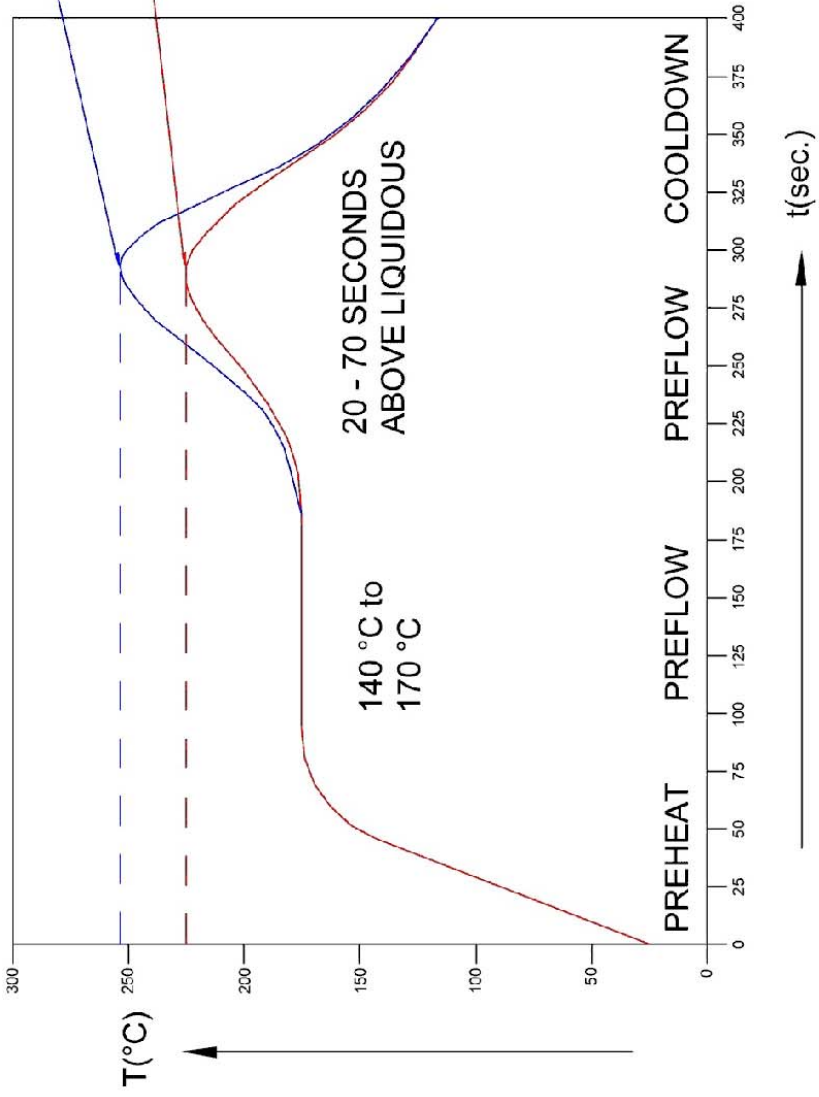


FIGURE 1  
BOTTOM TRAY  
4 X 10 POCKETS

**CUSTOM!**

CAGE CODE:	3255
SHEET SIZE:	A

RECOMMENDED REFLOW SOLDERING PROFILE



NOTE:  
1. DO NOT CLEAN AFTER SOLDERING. ONLY USE NO-CLEAN SOLDER PASTE.

**CUSTOM!**

CAGE CODE:	32555
SHEET SIZE:	A

## Looking for pricing, stock, or lifecycle information?

Click below to explore more details on WIN SOURCE:

 [View LPR3-0800-2000F-G850 on WIN SOURCE](#)

 [Bivar Inc. Information](#)

## Optimize Your Supply Chain with WIN SOURCE Solutions

-  Global Sourcing Solution
-  Obsolete Management
-  Cost Control Management
-  Shortage Management
-  Alternative Solution
-  Excess Inventory Management