

Coaxial Power Splitter/Combiner

ZFSC-3-4+

3 Way-0° 50Ω 1 to 1000 MHz



Generic photo used for illustration purposes only

CASE STYLE: J17

Connectors	Model
BNC	ZFSC-3-4+
SMA	ZFSC-3-4-S+
N-TYPE	ZFSC-3-4-N+
BRACKET (OPTION "B")	

+RoHS Compliant

The +Suffix identifies RoHS Compliance. See our web site for RoHS Compliance methodologies and qualifications

Maximum Ratings

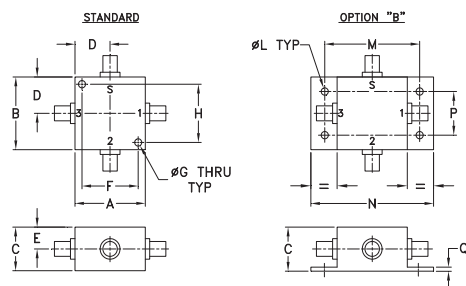
Operating Temperature	-55°C to 100°C
Storage Temperature	-55°C to 100°C
Power Input (as a splitter)	1W max.
Internal Dissipation	0.375W max.

Permanent damage may occur if any of these limits are exceeded.

Coaxial Connections

SUM PORT	S
PORT 1	1
PORT 2	2
PORT 3	3

Outline Drawing



Outline Dimensions (inch/mm)

A	B	C	D	E	F	G	H	
1.25	1.25	.75	.63	.38	1.000	.125	1.000	
31.75	31.75	19.05	16.00	9.65	25.40	3.18	25.40	
J	K	L	M	N	P	Q	wt	
--	--	.125	1.688	2.18	.75	.07	grams	
--	--	3.18	42.88	55.37	19.05	1.78	75.0	

For option B with N-Type connectors, dimension "C" increases to 0.94 inches.

Features

- very wideband, 1 to 1000 MHz
- low insertion loss, 0.7 dB typ.
- rugged shielded case

Applications

- cellular
- instrumentation
- communication system

Electrical Specifications


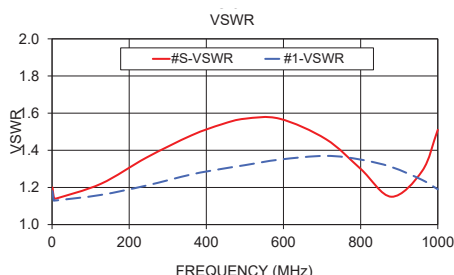
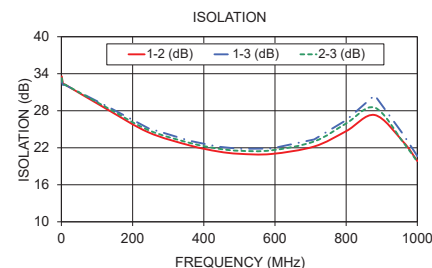
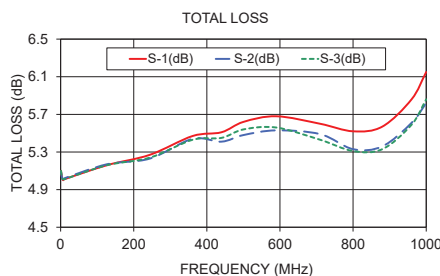
FREQ. RANGE (MHz)	ISOLATION (dB)						INSERTION LOSS (dB) ABOVE 4.8 dB						PHASE UNBALANCE (Degrees)			AMPLITUDE UNBALANCE (dB)		
	L		M		U		L		M		U		L	M	U	L	M	U
f_L - f_U	Typ.	Min.	Typ.	Min.	Typ.	Min.	Typ.	Max.	Typ.	Max.	Typ.	Max.	Max.	Max.	Max.	Max.	Max.	Max.
1-1000	35	20	20	18	20	17	0.2	0.5	0.7	1.4	1.0	2.0	3.0	6.0	10	0.2	0.4	0.9

L = low range [f_L to $10 f_L$] M = mid range [$10 f_L$ to $f_U/2$] U = upper range [$f_U/2$ to f_U]

Typical Performance Data

Freq. (MHz)	Total Loss ¹ (dB)			Amp. Unbal. (dB)	Isolation (dB)			Phase Unbal. (deg.)	VSWR S	VSWR 1	VSWR 2	VSWR 3
	S-1	S-2	S-3		1-2	1-3	2-3					
1.00	5.10	5.09	5.10	0.01	33.57	32.78	33.29	0.07	1.20	1.18	1.18	1.18
4.20	5.02	5.02	5.02	0.00	32.41	32.18	32.26	0.06	1.15	1.13	1.13	1.13
7.00	5.00	5.01	5.01	0.01	32.31	32.19	32.24	0.06	1.14	1.13	1.13	1.13
10.00	5.01	5.02	5.01	0.01	32.25	32.20	32.23	0.08	1.14	1.13	1.13	1.13
127.00	5.16	5.17	5.16	0.01	28.28	28.76	28.53	0.18	1.22	1.16	1.16	1.16
244.00	5.27	5.23	5.24	0.04	24.51	25.17	24.87	0.59	1.36	1.21	1.21	1.21
361.00	5.47	5.44	5.43	0.04	22.37	23.12	22.78	0.36	1.48	1.27	1.27	1.27
440.00	5.51	5.41	5.45	0.11	21.40	22.18	21.86	0.43	1.54	1.30	1.30	1.30
500.00	5.62	5.48	5.54	0.15	21.02	21.83	21.51	0.48	1.57	1.32	1.33	1.32
590.00	5.68	5.53	5.56	0.15	20.99	21.88	21.58	0.43	1.57	1.35	1.36	1.34
710.00	5.60	5.49	5.43	0.17	22.20	23.34	23.02	0.76	1.46	1.37	1.37	1.35
800.00	5.52	5.33	5.31	0.20	24.69	26.47	25.94	1.01	1.30	1.35	1.35	1.33
880.00	5.57	5.36	5.33	0.24	27.31	30.51	28.51	0.98	1.15	1.31	1.30	1.27
960.00	5.86	5.61	5.59	0.28	22.98	24.19	22.90	1.16	1.29	1.24	1.22	1.19
1000.00	6.15	5.82	5.86	0.33	19.85	20.65	19.71	2.67	1.51	1.19	1.16	1.14

1. Total Loss = Insertion Loss + 4.8dB splitter loss.





Notes

- Performance and quality attributes and conditions not expressly stated in this specification document are intended to be excluded and do not form a part of this specification document.
- Electrical specifications and performance data contained in this specification document are based on Mini-Circuit's applicable established test performance criteria and measurement instructions.
- The parts covered by this specification document are subject to Mini-Circuit's standard limited warranty and terms and conditions (collectively, "Standard Terms"); Purchasers of this part are entitled to the rights and benefits contained therein. For a full statement of the Standard Terms and the exclusive rights and remedies thereunder, please visit Mini-Circuit's website at www.minicircuits.com/WCLStore/terms.jsp



Looking for pricing, stock, or lifecycle information?

Click below to explore more details on WIN SOURCE:

-  [View ZFSC-3-4B-S+ on WIN SOURCE](#)
-  [Mini-Circuits Information](#)

Optimize Your Supply Chain with WIN SOURCE Solutions

-  Global Sourcing Solution
-  Obsolete Management
-  Cost Control Management
-  Shortage Management
-  Alternative Solution
-  Excess Inventory Management