

1500 Watt Bidirectional Transient Voltage Suppressor Data Sheet

1N6036A-1N6072A



Product Overview

This popular Transient Voltage Suppressor (TVS) series for 1N6036 through 1N6072A are JEDEC registered selections for bidirectional devices. All have the same high peak pulse rating of 1500 W with extremely fast response times. They are also available in military qualified selections per MIL-PRF-19500/507 as described in [Figure 1](#). They are most often used for protecting against transients from inductive switching environments, induced RF effects, or induced secondary lightning effects as found in lower surge levels of IEC61000-4-5. They are also very successful in protecting airborne avionics and electrical systems. Since their response time is virtually instantaneous, they can also protect from ESD and EFT per IEC61000-4-2 and IEC61000-4-4.


Features

- Bidirectional TVS series in axial packages for through-hole mounting
- Suppresses transients up to 1500 W at 10/1000 μ s (see [Figure 3-1](#)).
- Clamps transients in less than 100 ps.
- Working voltage (V_{WM}) range 5.5 V to 185 V
- Hermetically sealed DO-13 metal package
- JAN, JANTX, JANTXV military qualifications also available per MIL-PRF-19500/507 for the tighter tolerance "A" suffix types by adding the JAN, JANTX, or JANTXV prefix. For example, JANTXV1N6036A.
- RoHS compliant versions available (commercial grade only).

Applications

- Protection from switching transients and induced RF
- Protection from ESD & EFT per IEC 61000-4-2 and IEC 61000-4-4
- Secondary lightning protection per IEC61000-4-5 with 42 Ohms source impedance:
 - Class 1: 1N6036 to 1N6072A
 - Class 2: 1N6036 to 1N6067A
 - Class 3: 1N6036 to 1N6061A
 - Class 4: 1N6036 to 1N6054A
- Secondary lightning protection per IEC61000-4-5 with 12 Ohms source impedance:
 - Class 1: 1N6036 to 1N6064A
 - Class 2: 1N6036 to 1N6057A
 - Class 3: 1N6036 to 1N6049A
 - Class 4: 1N6036 to 1N6042A
- Secondary lightning protection per IEC61000-4-5 with 2 Ohms source impedance:
 - Class 2: 1N6036 to 1N6048A
 - Class 3: 1N6036 to 1N6041A
- Inherently radiation hard as described in [MicroNote 050](#)

Figure 1. DO-13 (DO-202AA) Package



1. Maximum Ratings

Parameters/Test Conditions	Symbol	Value	Unit
Junction and storage temperature	T_J and T_{STG}	-55 to +175	°C
Peak pulse power at $T_L = +25\text{ °C}^1$	P_{PP}	1500	W
Rated average power dissipation at $T_L \leq +125\text{ °C}^2$	$P_{M(AV)}$	1	W
Solder temperature at 10 s	T_{SP}	260	°C

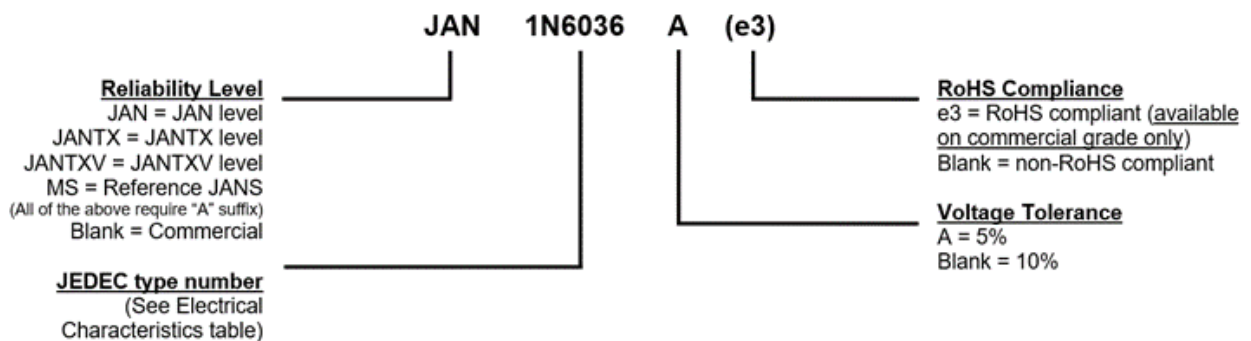
Notes:

- At 10/1000 us with repetition rate of 0.01% or less (see [Figure 3-1](#), [Figure 3-2](#), and [Figure 3-4](#)).
- At 10 mm from body (see derating in [Figure 3-3](#)).

1.1 Mechanical and Packaging

- Case: DO-13 (DO-202AA), welded, hermetically sealed metal and glass
- Terminals: All external metal surfaces are tin-lead plated and solderable per MIL-STD-750 method 2026.
- Marking: Part number
- Polarity: Not applicable for bidirectional TVS
- Tape and reel option: Standard per EIA-296 (add "TR" suffix to part number). Consult factory for quantities.
- Weight: Approximately 1.4 g
- See [Package Dimensions](#).

1.2 Part Nomenclature



2. Symbols and Definitions

Symbol	Definition
V_{WM}	Standoff voltage: Applied reverse voltage to assure a nonconductive condition.
$V_{(BR)}$	Breakdown voltage: This is the breakdown voltage the device will exhibit at 25 °C.
V_C	Maximum clamping voltage: The maximum peak voltage appearing across the TVS when subjected to the peak pulse current in a one millisecond time interval. The peak pulse voltage is the combination of voltage rise due to both the series resistance and thermal rise and positive temperature coefficient ($\alpha_{V(BR)}$).
I_{PP}	Peak pulse current: The peak current during the impulse (See Figure 3-2).
P_{PP}	Peak pulse power: The pulse power as determined by the product of V_C and I_{PP} .
I_D	Standby current: The current at the standoff voltage (V_{WM}).
$I_{(BR)}$	Breakdown current: The current used for measuring breakdown voltage ($V_{(BR)}$).
$\alpha_{V(BR)}$	Temperature coefficient of minimum breakdown voltage: The change in breakdown voltage divided by the change in temperature that caused it expressed in %/°C or mV/°C.

2.1 Electrical Characteristics

JEDEC Type No.	Rated Standoff Voltage V_{WM}	Breakdown Voltage $V_{(BR)}$			Maximum Clamping Voltage V_C at I_{PP}	Maximum Standby Current I_D at V_{WM}	Maximum Peak Pulse Current I_{PP} (See Figure 3-2)	Maximum Temperature Coefficient of $V_{(BR)}$ $\alpha_{V(BR)}$ %/°C
		$V_{(BR)min}$	$V_{(BR)max}$	at $I_{(BR)}$				
	V	V	V	mA	V	µA	A	
1N6036	5.5	6.75	8.25	10	11.7	1000	128	0.061
*1N6036A	6.0	7.13	7.88	10	11.3	1000	132	0.061
1N6037	6.5	7.38	9.02	10	12.5	500	120	0.065
*1N6037A	7.0	7.79	8.61	10	12.1	500	124	0.065
1N6038	7.0	8.19	10.00	10	13.8	200	109	0.068
*1N6038A	7.5	8.65	9.55	10	13.4	200	112	0.068
1N6039	8.0	9.0	11.0	1	15.0	50	100	0.073
*1N6039A	8.5	9.5	10.5	1	14.5	50	103	0.073
1N6040	8.5	9.9	12.1	1	16.2	10	93	0.075
*1N6040A	9.0	10.5	11.6	1	15.6	10	96	0.075
1N6041	9.0	10.8	13.2	1	17.3	5	87	0.078
*1N6041A	10.0	11.4	12.6	1	16.7	5	90	0.078
1N6042	10.0	11.7	14.3	1	19.0	5	79	0.081
*1N6042A	11.0	12.4	13.7	1	18.2	5	82	0.081
1N6043	11.0	13.5	16.5	1	22.0	5	68	0.084
*1N6043A	12.0	14.3	15.8	1	21.2	5	71	0.084
1N6044	12.0	14.4	17.5	1	23.5	5	64	0.086
*1N6044A	13.0	15.2	16.8	1	22.5	5	67	0.086
1N6045	14.0	16.2	19.8	1	26.5	5	56.5	0.088
*1N6045A	15.0	17.1	18.9	1	25.2	5	59.5	0.088

.....continued

JEDEC Type No.	Rated Standoff Voltage V_{WM}	Breakdown Voltage $V_{(BR)}$			Maximum Clamping Voltage V_C at I_{PP}	Maximum Standby Current I_D at V_{WM}	Maximum Peak Pulse Current I_{PP} (See Figure 3-2)	Maximum Temperature Coefficient of $V_{(BR)}$
		$V_{(BR)min}$	$V_{(BR)max}$	at $I_{(BR)}$				
	V	V	V	mA	V	μA	A	$\alpha_{V(BR)}$ %/°C
1N6046	16.0	18.0	22.0	1	29.1	5	51.5	0.090
*1N6046A	17.0	19.0	21.0	1	27.7	5	54	0.090
1N6047	17.0	19.8	24.2	1	31.9	5	47	0.092
*1N6047A	18.0	20.9	23.1	1	30.6	5	49	0.092
1N6048	19.0	21.6	26.4	1	34.7	5	43	0.094
*1N6048A	20.0	22.8	25.2	1	33.2	5	45	0.094
1N6049	21.0	24.3	29.7	1	39.1	5	38.5	0.095
*1N6049A	22.0	25.7	28.4	1	37.5	5	40	0.096
1N6050	24.0	27.0	33.0	1	43.5	5	34.5	0.097
*1N6050A	25.0	28.5	31.5	1	41.4	5	36	0.097
1N6051	26.0	29.7	36.3	1	47.7	5	31.5	0.098
*1N6051A	28.0	31.4	34.7	1	45.7	5	33	0.098
1N6052	29.0	32.4	39.6	1	52.0	5	29	0.099
*1N6052A	30.0	34.2	37.8	1	49.9	5	30	0.099
1N6053	31.0	35.1	42.9	1	56.4	5	26.5	0.100
*1N6053A	33.0	37.1	41.0	1	53.9	5	28	0.100
1N6054	34.0	38.7	47.3	1	61.9	5	24	0.101
*1N6054A	36.0	40.9	45.2	1	59.3	5	25.3	0.101
1N6055	38.0	42.3	51.7	1	67.8	5	22.2	0.101
*1N6055A	40.0	44.7	49.4	1	64.8	5	23.2	0.101
1N6056	41.0	45.9	56.1	1	73.5	5	20.4	0.102
*1N6056A	43.0	48.5	53.6	1	70.1	5	21.4	0.102
1N6057	45.0	50.4	61.6	1	80.5	5	18.6	0.103
*1N6057A	47.0	53.2	58.8	1	77.0	5	19.5	0.103
1N6058	48.0	55.8	68.2	1	89.0	5	16.9	0.104
*1N6058A	53.0	58.9	65.1	1	85.0	5	17.7	0.104
1N6059	55.0	61.2	74.8	1	98.0	5	15.3	0.104
*1N6059A	58.0	64.6	71.4	1	92.0	5	16.3	0.104
1N6060	60.0	67.5	82.5	1	108.0	5	13.9	0.105
*1N6060A	64.0	71.3	78.8	1	103.0	5	14.6	0.105
1N6061	66.0	73.8	90.2	1	118.0	5	12.7	0.105
*1N6061A	70.0	77.9	86.1	1	113.0	5	13.3	0.105
1N6062	73.0	81.9	100.0	1	131.0	5	11.4	0.106
*1N6062A	75.0	86.5	95.5	1	125.0	5	12.0	0.106
1N6063	81.0	90.0	110.0	1	144.0	5	10.4	0.106
*1N6063A	82.0	95.0	105.0	1	137.0	5	11.0	0.106

.....continued

JEDEC Type No.	Rated Standoff Voltage V_{WM}	Breakdown Voltage $V_{(BR)}$			Maximum Clamping Voltage V_C at I_{PP}	Maximum Standby Current I_D at V_{WM}	Maximum Peak Pulse Current I_{PP} (See Figure 3-2)	Maximum Temperature Coefficient of $V_{(BR)}$
		$V_{(BR)min}$	$V_{(BR)max}$	at $I_{(BR)}$				
	V	V	V	mA	V	μA	A	$\alpha_{V(BR)}$ %/°C
1N6064	90.0	99.0	121.0	1	158.0	5	9.5	0.107
*1N6064A	94.0	105.0	116.0	1	152.0	5	9.9	0.107
1N6065	95.0	108.0	132.0	1	176.0	5	8.5	0.107
*1N6065A	100.0	114.0	126.0	1	168.0	5	8.9	0.107
1N6066	105.0	117.0	143.0	1	191.0	5	7.8	0.107
*1N6066A	110.0	124.0	137.0	1	182.0	5	8.2	0.107
1N6067	121.0	135.0	165.0	1	223.0	5	6.7	0.108
*1N6067A	128.0	143.0	158.0	1	213.0	5	7.0	0.108
1N6068	137.0	153.0	187.0	1	258.0	5	5.8	0.108
*1N6068A	145.0	162.0	179.0	1	245.0	5	6.1	0.108
1N6069	145.0	162.0	198.0	1	274.0	5	5.5	0.108
*1N6069A	150.0	171.0	189.0	1	261.0	5	5.7	0.108
1N6070	155.0	171.0	210.0	1	292.0	5	5.1	0.108
*1N6070A	160.0	181.0	200.0	1	278.0	5	5.4	0.108
1N6071	165.0	180.0	220.0	1	308.0	5	4.9	0.108
*1N6071A	170.0	190.0	210.0	1	294.0	5	5.1	0.108
1N6072	175.0	198.0	242.0	1	344.0	5	4.3	0.108
*1N6072A	185.0	209.0	231.0	1	328.0	5	4.6	0.108

Note:

- *Also available in military qualified types by adding the prefix JAN, JANTX, or JANTXV per MIL-PRF-19500/507.

3. Performance Curves

Figure 3-1. Derating Curve

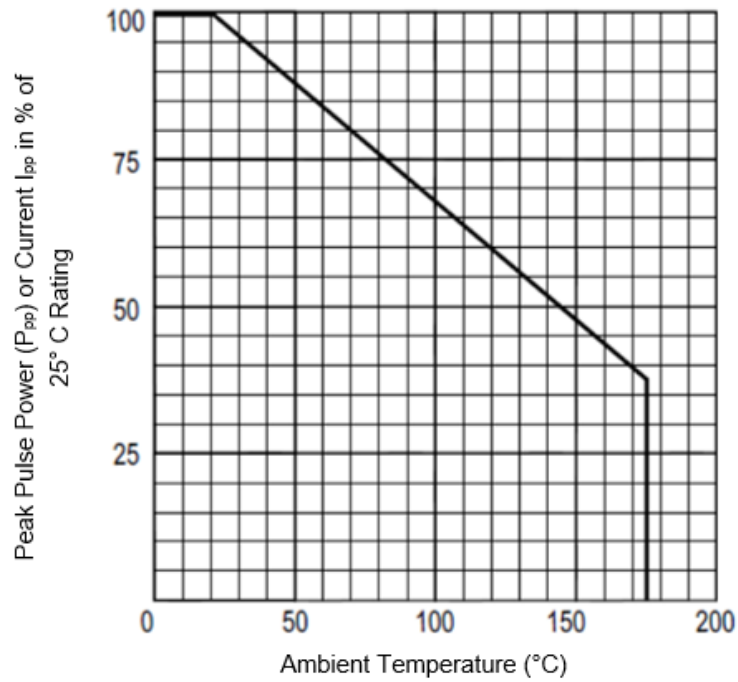


Figure 3-2. Peak Pulse Power vs. Pulse Time

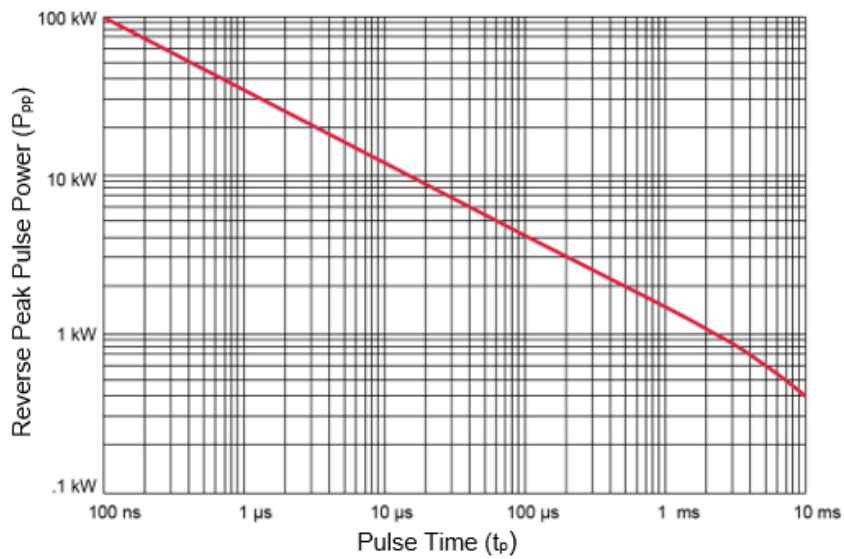


Figure 3-3. Current Impulse Waveform ($I_{PP} = 10 \mu s$)

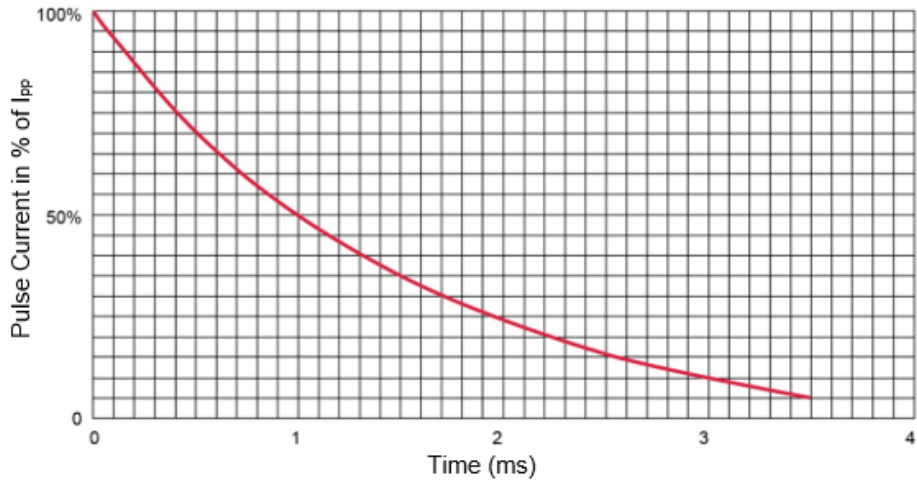
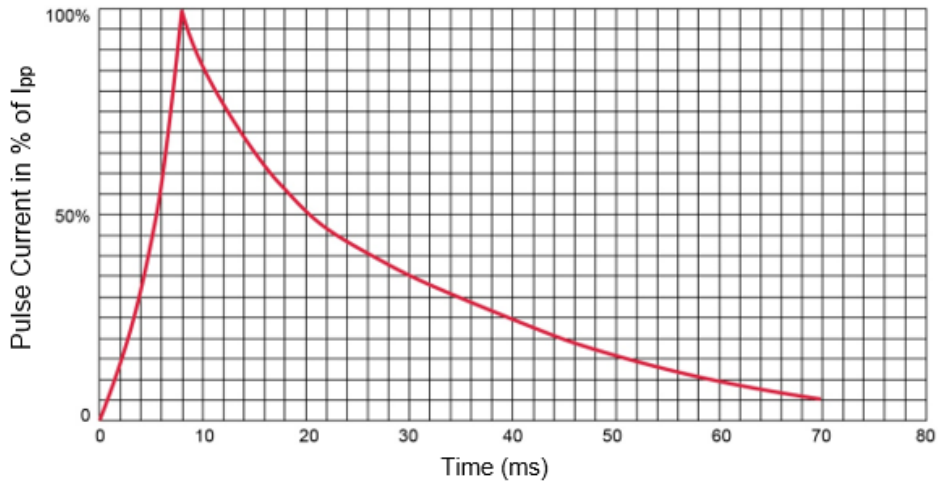
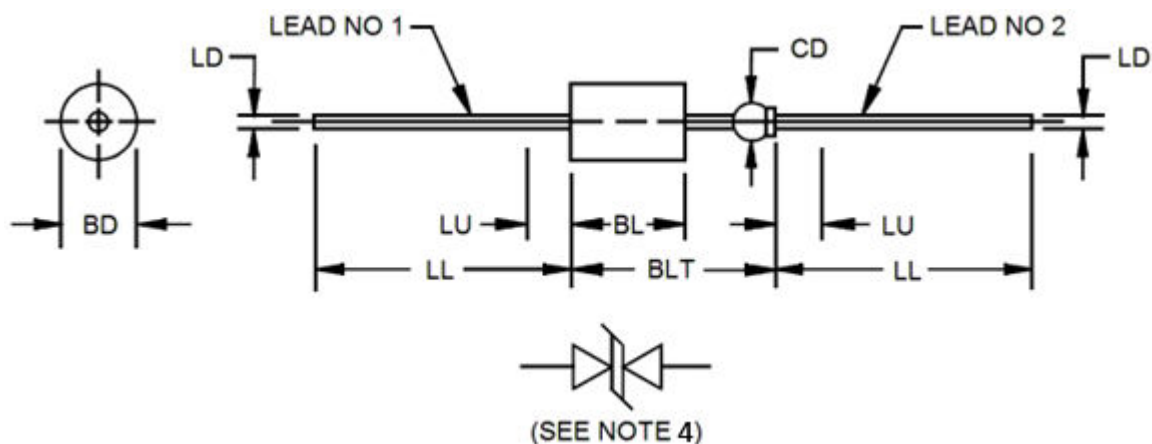


Figure 3-4. Current Impulse Waveform ($I_{PP} = 8 \mu s$)



4. Package Dimensions

Dimensions are in inches. Millimeter equivalents are given for general information only. Lead 1 shall be electrically connected to the case. In accordance with ASME Y14.5M, diameters are equivalent to Φ x symbology.



	Inch		Millimeters		Notes
	Min	Max	Min	Max	
BD	0.215	0.235	5.46	5.97	
BL	0.293	0.357	7.44	9.07	1
BLT		0.570		14.48	
CD	0.045	0.100	1.14	2.54	3
LD	0.025	0.035	0.64	0.89	
LL	1.000	1.625	25.40	41.28	
LU		0.188		4.78	2

Notes:

1. The major diameter is essentially constant along its length.
2. Within this zone, diameter may vary to allow for lead finishes and irregularities.
3. Dimension to allow for pinch or seal deformation anywhere along tubulation.
4. Symbol for bidirectional transient suppressor.

5. Revision History

The revision history describes the changes that were implemented in the document. The changes are listed by revision, starting with the most current publication.

Revision	Date	Description
A	06/2023	Converted document to Microchip template.

Microchip Information

The Microchip Website

Microchip provides online support via our website at www.microchip.com/. This website is used to make files and information easily available to customers. Some of the content available includes:

- **Product Support** – Data sheets and errata, application notes and sample programs, design resources, user's guides and hardware support documents, latest software releases and archived software
- **General Technical Support** – Frequently Asked Questions (FAQs), technical support requests, online discussion groups, Microchip design partner program member listing
- **Business of Microchip** – Product selector and ordering guides, latest Microchip press releases, listing of seminars and events, listings of Microchip sales offices, distributors and factory representatives

Product Change Notification Service

Microchip's product change notification service helps keep customers current on Microchip products. Subscribers will receive email notification whenever there are changes, updates, revisions or errata related to a specified product family or development tool of interest.

To register, go to www.microchip.com/pcn and follow the registration instructions.

Customer Support

Users of Microchip products can receive assistance through several channels:

- Distributor or Representative
- Local Sales Office
- Embedded Solutions Engineer (ESE)
- Technical Support

Customers should contact their distributor, representative or ESE for support. Local sales offices are also available to help customers. A listing of sales offices and locations is included in this document.

Technical support is available through the website at: www.microchip.com/support

Microchip Devices Code Protection Feature

Note the following details of the code protection feature on Microchip products:

- Microchip products meet the specifications contained in their particular Microchip Data Sheet.
- Microchip believes that its family of products is secure when used in the intended manner, within operating specifications, and under normal conditions.
- Microchip values and aggressively protects its intellectual property rights. Attempts to breach the code protection features of Microchip product is strictly prohibited and may violate the Digital Millennium Copyright Act.
- Neither Microchip nor any other semiconductor manufacturer can guarantee the security of its code. Code protection does not mean that we are guaranteeing the product is "unbreakable". Code protection is constantly evolving. Microchip is committed to continuously improving the code protection features of our products.

Legal Notice

This publication and the information herein may be used only with Microchip products, including to design, test, and integrate Microchip products with your application. Use of this information in any other manner violates these terms. Information regarding device applications is provided only for your convenience and may be superseded by updates. It is your responsibility to ensure

that your application meets with your specifications. Contact your local Microchip sales office for additional support or, obtain additional support at www.microchip.com/en-us/support/design-help/client-support-services.

THIS INFORMATION IS PROVIDED BY MICROCHIP "AS IS". MICROCHIP MAKES NO REPRESENTATIONS OR WARRANTIES OF ANY KIND WHETHER EXPRESS OR IMPLIED, WRITTEN OR ORAL, STATUTORY OR OTHERWISE, RELATED TO THE INFORMATION INCLUDING BUT NOT LIMITED TO ANY IMPLIED WARRANTIES OF NON-INFRINGEMENT, MERCHANTABILITY, AND FITNESS FOR A PARTICULAR PURPOSE, OR WARRANTIES RELATED TO ITS CONDITION, QUALITY, OR PERFORMANCE.

IN NO EVENT WILL MICROCHIP BE LIABLE FOR ANY INDIRECT, SPECIAL, PUNITIVE, INCIDENTAL, OR CONSEQUENTIAL LOSS, DAMAGE, COST, OR EXPENSE OF ANY KIND WHATSOEVER RELATED TO THE INFORMATION OR ITS USE, HOWEVER CAUSED, EVEN IF MICROCHIP HAS BEEN ADVISED OF THE POSSIBILITY OR THE DAMAGES ARE FORESEEABLE. TO THE FULLEST EXTENT ALLOWED BY LAW, MICROCHIP'S TOTAL LIABILITY ON ALL CLAIMS IN ANY WAY RELATED TO THE INFORMATION OR ITS USE WILL NOT EXCEED THE AMOUNT OF FEES, IF ANY, THAT YOU HAVE PAID DIRECTLY TO MICROCHIP FOR THE INFORMATION.

Use of Microchip devices in life support and/or safety applications is entirely at the buyer's risk, and the buyer agrees to defend, indemnify and hold harmless Microchip from any and all damages, claims, suits, or expenses resulting from such use. No licenses are conveyed, implicitly or otherwise, under any Microchip intellectual property rights unless otherwise stated.

Trademarks

The Microchip name and logo, the Microchip logo, Adaptec, AVR, AVR logo, AVR Freaks, BesTime, BitCloud, CryptoMemory, CryptoRF, dsPIC, flexPWR, HELDO, IGLOO, JukeBlox, KeeLoq, Kleer, LANCheck, LinkMD, maXStylus, maXTouch, MediaLB, megaAVR, Microsemi, Microsemi logo, MOST, MOST logo, MPLAB, OptoLyzer, PIC, picoPower, PICSTART, PIC32 logo, PolarFire, Prochip Designer, QTouch, SAM-BA, SenGenuity, SpyNIC, SST, SST Logo, SuperFlash, Symmetricom, SyncServer, Tachyon, TimeSource, tinyAVR, UNI/O, Vectron, and XMEGA are registered trademarks of Microchip Technology Incorporated in the U.S.A. and other countries.

AgileSwitch, APT, ClockWorks, The Embedded Control Solutions Company, EtherSynch, Flashtec, Hyper Speed Control, HyperLight Load, Libero, motorBench, mTouch, Powermite 3, Precision Edge, ProASIC, ProASIC Plus, ProASIC Plus logo, Quiet-Wire, SmartFusion, SyncWorld, Temux, TimeCesium, TimeHub, TimePictra, TimeProvider, TrueTime, and ZL are registered trademarks of Microchip Technology Incorporated in the U.S.A.

Adjacent Key Suppression, AKS, Analog-for-the-Digital Age, Any Capacitor, AnyIn, AnyOut, Augmented Switching, BlueSky, BodyCom, Clockstudio, CodeGuard, CryptoAuthentication, CryptoAutomotive, CryptoCompanion, CryptoController, dsPICDEM, dsPICDEM.net, Dynamic Average Matching, DAM, ECAN, Espresso T1S, EtherGREEN, GridTime, IdealBridge, In-Circuit Serial Programming, ICSP, INICnet, Intelligent Paralleling, IntelliMOS, Inter-Chip Connectivity, JitterBlocker, Knob-on-Display, KoD, maxCrypto, maxView, memBrain, Mindi, MiWi, MPASM, MPF, MPLAB Certified logo, MPLIB, MPLINK, MultiTRAK, NetDetach, Omniscient Code Generation, PICDEM, PICDEM.net, PICkit, PICtail, PowerSmart, PureSilicon, QMatrix, REAL ICE, Ripple Blocker, RTAX, RTG4, SAM-ICE, Serial Quad I/O, simpleMAP, SimpliPHY, SmartBuffer, SmartHLS, SMART-I.S., storClad, SQL, SuperSwitcher, SuperSwitcher II, Switchtec, SynchroPHY, Total Endurance, Trusted Time, TSHARC, USBCheck, VariSense, VectorBlox, VeriPHY, ViewSpan, WiperLock, XpressConnect, and ZENA are trademarks of Microchip Technology Incorporated in the U.S.A. and other countries.

SQTP is a service mark of Microchip Technology Incorporated in the U.S.A.

The Adaptec logo, Frequency on Demand, Silicon Storage Technology, and Symmcom are registered trademarks of Microchip Technology Inc. in other countries.

GestIC is a registered trademark of Microchip Technology Germany II GmbH & Co. KG, a subsidiary of Microchip Technology Inc., in other countries.

All other trademarks mentioned herein are property of their respective companies.

© 2023, Microchip Technology Incorporated and its subsidiaries. All Rights Reserved.

ISBN: 978-1-6683-2543-8

Quality Management System

For information regarding Microchip's Quality Management Systems, please visit www.microchip.com/quality.

Worldwide Sales and Service

AMERICAS	ASIA/PACIFIC	ASIA/PACIFIC	EUROPE
<p>Corporate Office 2355 West Chandler Blvd. Chandler, AZ 85224-6199 Tel: 480-792-7200 Fax: 480-792-7277 Technical Support: www.microchip.com/support Web Address: www.microchip.com</p> <p>Atlanta Duluth, GA Tel: 678-957-9614 Fax: 678-957-1455</p> <p>Austin, TX Tel: 512-257-3370</p> <p>Boston Westborough, MA Tel: 774-760-0087 Fax: 774-760-0088</p> <p>Chicago Itasca, IL Tel: 630-285-0071 Fax: 630-285-0075</p> <p>Dallas Addison, TX Tel: 972-818-7423 Fax: 972-818-2924</p> <p>Detroit Novi, MI Tel: 248-848-4000</p> <p>Houston, TX Tel: 281-894-5983</p> <p>Indianapolis Noblesville, IN Tel: 317-773-8323 Fax: 317-773-5453 Tel: 317-536-2380</p> <p>Los Angeles Mission Viejo, CA Tel: 949-462-9523 Fax: 949-462-9608 Tel: 951-273-7800</p> <p>Raleigh, NC Tel: 919-844-7510</p> <p>New York, NY Tel: 631-435-6000</p> <p>San Jose, CA Tel: 408-735-9110 Tel: 408-436-4270</p> <p>Canada - Toronto Tel: 905-695-1980 Fax: 905-695-2078</p>	<p>Australia - Sydney Tel: 61-2-9868-6733</p> <p>China - Beijing Tel: 86-10-8569-7000</p> <p>China - Chengdu Tel: 86-28-8665-5511</p> <p>China - Chongqing Tel: 86-23-8980-9588</p> <p>China - Dongguan Tel: 86-769-8702-9880</p> <p>China - Guangzhou Tel: 86-20-8755-8029</p> <p>China - Hangzhou Tel: 86-571-8792-8115</p> <p>China - Hong Kong SAR Tel: 852-2943-5100</p> <p>China - Nanjing Tel: 86-25-8473-2460</p> <p>China - Qingdao Tel: 86-532-8502-7355</p> <p>China - Shanghai Tel: 86-21-3326-8000</p> <p>China - Shenyang Tel: 86-24-2334-2829</p> <p>China - Shenzhen Tel: 86-755-8864-2200</p> <p>China - Suzhou Tel: 86-186-6233-1526</p> <p>China - Wuhan Tel: 86-27-5980-5300</p> <p>China - Xian Tel: 86-29-8833-7252</p> <p>China - Xiamen Tel: 86-592-2388138</p> <p>China - Zhuhai Tel: 86-756-3210040</p>	<p>India - Bangalore Tel: 91-80-3090-4444</p> <p>India - New Delhi Tel: 91-11-4160-8631</p> <p>India - Pune Tel: 91-20-4121-0141</p> <p>Japan - Osaka Tel: 81-6-6152-7160</p> <p>Japan - Tokyo Tel: 81-3-6880-3770</p> <p>Korea - Daegu Tel: 82-53-744-4301</p> <p>Korea - Seoul Tel: 82-2-554-7200</p> <p>Malaysia - Kuala Lumpur Tel: 60-3-7651-7906</p> <p>Malaysia - Penang Tel: 60-4-227-8870</p> <p>Philippines - Manila Tel: 63-2-634-9065</p> <p>Singapore Tel: 65-6334-8870</p> <p>Taiwan - Hsin Chu Tel: 886-3-577-8366</p> <p>Taiwan - Kaohsiung Tel: 886-7-213-7830</p> <p>Taiwan - Taipei Tel: 886-2-2508-8600</p> <p>Thailand - Bangkok Tel: 66-2-694-1351</p> <p>Vietnam - Ho Chi Minh Tel: 84-28-5448-2100</p>	<p>Austria - Wels Tel: 43-7242-2244-39 Fax: 43-7242-2244-393</p> <p>Denmark - Copenhagen Tel: 45-4485-5910 Fax: 45-4485-2829</p> <p>Finland - Espoo Tel: 358-9-4520-820</p> <p>France - Paris Tel: 33-1-69-53-63-20 Fax: 33-1-69-30-90-79</p> <p>Germany - Garching Tel: 49-8931-9700</p> <p>Germany - Haan Tel: 49-2129-3766400</p> <p>Germany - Heilbronn Tel: 49-7131-72400</p> <p>Germany - Karlsruhe Tel: 49-721-625370</p> <p>Germany - Munich Tel: 49-89-627-144-0 Fax: 49-89-627-144-44</p> <p>Germany - Rosenheim Tel: 49-8031-354-560</p> <p>Israel - Ra'anana Tel: 972-9-744-7705</p> <p>Italy - Milan Tel: 39-0331-742611 Fax: 39-0331-466781</p> <p>Italy - Padova Tel: 39-049-7625286</p> <p>Netherlands - Drunen Tel: 31-416-690399 Fax: 31-416-690340</p> <p>Norway - Trondheim Tel: 47-72884388</p> <p>Poland - Warsaw Tel: 48-22-3325737</p> <p>Romania - Bucharest Tel: 40-21-407-87-50</p> <p>Spain - Madrid Tel: 34-91-708-08-90 Fax: 34-91-708-08-91</p> <p>Sweden - Gothenberg Tel: 46-31-704-60-40</p> <p>Sweden - Stockholm Tel: 46-8-5090-4654</p> <p>UK - Wokingham Tel: 44-118-921-5800 Fax: 44-118-921-5820</p>

Looking for pricing, stock, or lifecycle information?

Click below to explore more details on WIN SOURCE:

- [View 1N6053A on WIN SOURCE](#)
- [Microchip Technology Information](#)

Optimize Your Supply Chain with WIN SOURCE Solutions

- ✓ Global Sourcing Solution
- ✓ Obsolete Management
- ✓ Cost Control Management
- ✓ Shortage Management
- ✓ Alternative Solution
- ✓ Excess Inventory Management