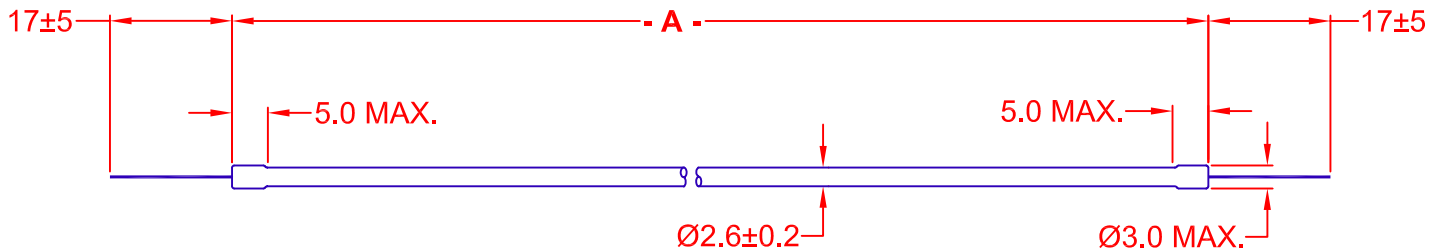




**THE DATASHEET OF  
BF26214-20B**





JKL PART NUMBER	-A- LENGTH	LCD HIGH OUTPUT WHITE RGB COLOR	STARTING CIRCUIT VOLTAGE VS (Vrms) TYP.	OPERATING LAMP VOLTAGE VL (Vrms) TYP.	OPERATING LAMP CURRENT IL (mArms)	BRIGHTNESS (CANDELA/m <sup>2</sup> )	*RATED LIFE (HRS) MINIMUM
BF2698-20B	98±2.0	5,400°k x = .336 y = .353	690 @ 0°C	275	5 ± 1	30,000 TYP.	20,000.
BF26188-20B	188±3.0		1115 @ 0°C	405			
BF26214-20B	214±2.0		1150 @ 0°C	460			
BF26171-20B	171±3.0		957@25°C	390@25°C			
BF26285-20B	285±1.5		1525 @ 0°C	610			
BF26318-20B	318±1.5		1710 @ 0°C	685			
BF26360-20B	360±1.5		1940 @ 0°C	775			

NOTES:



\* RATED LIFE IS DEFINED AS THE POINT WHICH INTENSITY BECOMES 50% OF THE INITIAL RATING.

RATING AT 25°C UNLESS OTHERWISE SPECIFIED.

<table border="1"> <tr> <td>F</td> <td>ADD PART NO. BF26171-20B</td> <td>1/20/10</td> </tr> <tr> <td>E</td> <td>RATED LIFE HRS MINIMUM HEADING &amp; 20,000</td> <td>8/5/09</td> </tr> <tr> <td>D</td> <td>WIRE LENGTH TOLERANCE CHANGE</td> <td>3/25/08</td> </tr> <tr> <td>C</td> <td>BF26285-20B LENGTH TOLERANCE CHANGE</td> <td>2/3/06</td> </tr> <tr> <td>B</td> <td>ADD PART BF2698-20B</td> <td>2/1/04</td> </tr> <tr> <td>A</td> <td>ELECTRICAL CHNG. &amp; ADD BF26318 &amp; BF26360</td> <td>10/20/04</td> </tr> <tr> <td></td> <td>RELEASED TO CAD MULTI LIST</td> <td>8/14/03</td> </tr> </table>			F	ADD PART NO. BF26171-20B	1/20/10	E	RATED LIFE HRS MINIMUM HEADING & 20,000	8/5/09	D	WIRE LENGTH TOLERANCE CHANGE	3/25/08	C	BF26285-20B LENGTH TOLERANCE CHANGE	2/3/06	B	ADD PART BF2698-20B	2/1/04	A	ELECTRICAL CHNG. & ADD BF26318 & BF26360	10/20/04		RELEASED TO CAD MULTI LIST	8/14/03	<p><b>METRIC</b></p> <p>THIRD ANGLE PROJECTION</p>		<p>DIMENSIONS ARE IN MILLIMETERS</p> <p>TOLERANCE UNLESS OTHERWISE SPECIFIED</p> <p>1 PL +/- REF.</p> <p>2 PL +/- REF.</p> <p>ANGLE +/- REF.</p>		<p><b>JKL COMPONENTS CORPORATION</b></p>			
F	ADD PART NO. BF26171-20B	1/20/10																													
E	RATED LIFE HRS MINIMUM HEADING & 20,000	8/5/09																													
D	WIRE LENGTH TOLERANCE CHANGE	3/25/08																													
C	BF26285-20B LENGTH TOLERANCE CHANGE	2/3/06																													
B	ADD PART BF2698-20B	2/1/04																													
A	ELECTRICAL CHNG. & ADD BF26318 & BF26360	10/20/04																													
	RELEASED TO CAD MULTI LIST	8/14/03																													
			<p>DRAWN BY L. WENGSTROM</p>		<p>APPVD BY L.R.</p>		<p>DATE 1/20/10</p>		<p>SIZE <b>A</b></p>		<p>FSCM NO. <b>55335</b></p>		<p>DRAWING NO. <b>BF26-20B</b></p>																		
<p>REV. NO.</p>			<p>DESCRIPTION/ECO NUMBER</p>			<p>APPVD DATE</p>			<p>SCALE <b>NONE</b></p>		<p>RELEASED DATE <b>8/14/03</b></p>		<p>REVISION DATE <b>1/20/10</b></p>		<p>REV. NO. <b>F</b></p>		<p>SHEET <b>1 OF 1</b></p>														
<p>- CAD DRAWING -</p> <p>MANUAL REVISIONS NOT PERMITTED</p>																															

## Looking for pricing, stock, or lifecycle information?

Click below to explore more details on WIN SOURCE:

-  [View BF26214-20B on WIN SOURCE](#)
-  [JKL Components Corp. Information](#)

## Optimize Your Supply Chain with WIN SOURCE Solutions

-  Global Sourcing Solution
-  Obsolete Management
-  Cost Control Management
-  Shortage Management
-  Alternative Solution
-  Excess Inventory Management