



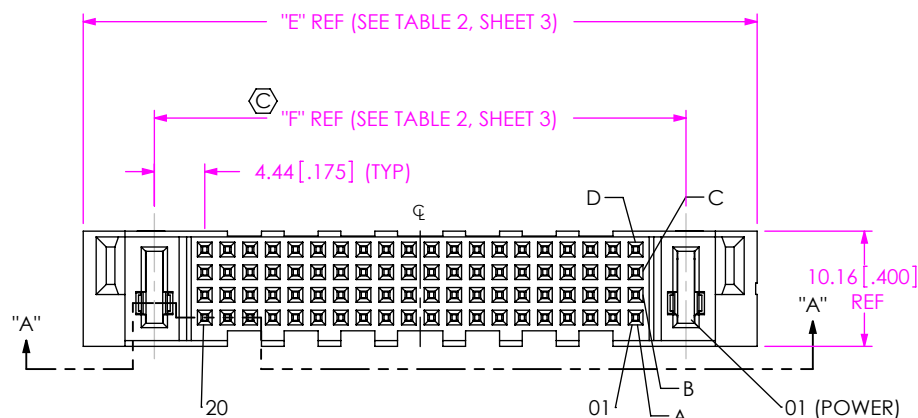
**THE DATASHEET OF  
MPSC-02-80-02-7.70-01-L-V-LC**



DESIGNED & DIMENSIONED  
IN MILLIMETERS

MPSC-XX-XX-XX-X.XX-XX-X-V-XX

DO NOT  
SCALE FROM  
THIS PRINT



\*POWER PINS (PER END)  
\*\*\*-00, -01, -02

\*SIGNAL PINS  
-04: (4 X 1)  
-08: (4 X 2)  
\*\*\*-12: (4 X 3)  
-16: (4 X 4)  
\*\*\*-20: (4 X 5)  
-24: (4 X 6)  
-36: (4 X 9)  
-40: (4 X 10)  
-48: (4 X 12)  
-80: (4 X 20)

OPTION  
-LC: LOCKING CLIP  
(SEE FIG 2, SHT 2)

VERTICAL

PLATING SPECIFICATION  
-L: SEE TABLE 3, SHT 2  
-T: SEE TABLE 3, SHT 2

\*POWER PINS (PER END)  
-01, -02, \*\*\*-03, \*\*\*-04

LEAD STYLE  
-7.70

TAIL LENGTH

-01: FOR 1.57 [.062] THICK PCB  
\*\*\*-02: FOR 2.36 [.093] THICK PCB  
-03: FOR 2.36 [.093] THICK PCB

\* = SEE TABLE 2 FOR AVAILABLE COMBINATIONS  
\*\*\* = NOT RELEASED  
\*\*\*\* = FOR EXISTING CUSTOMERS ONLY

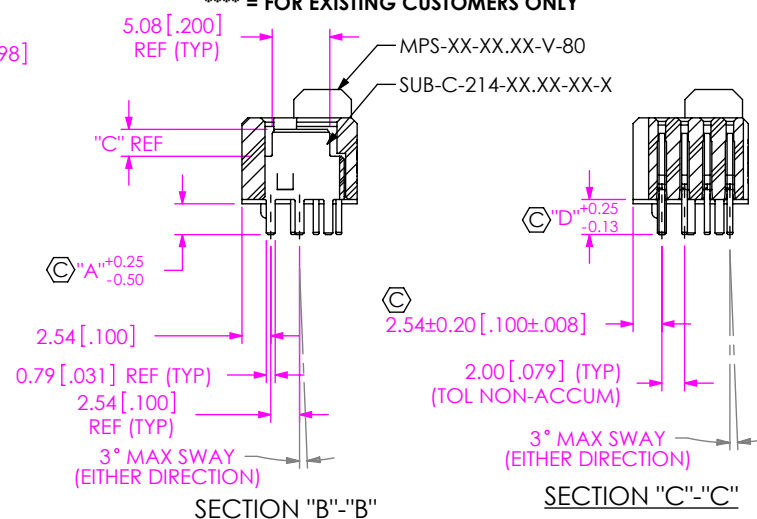
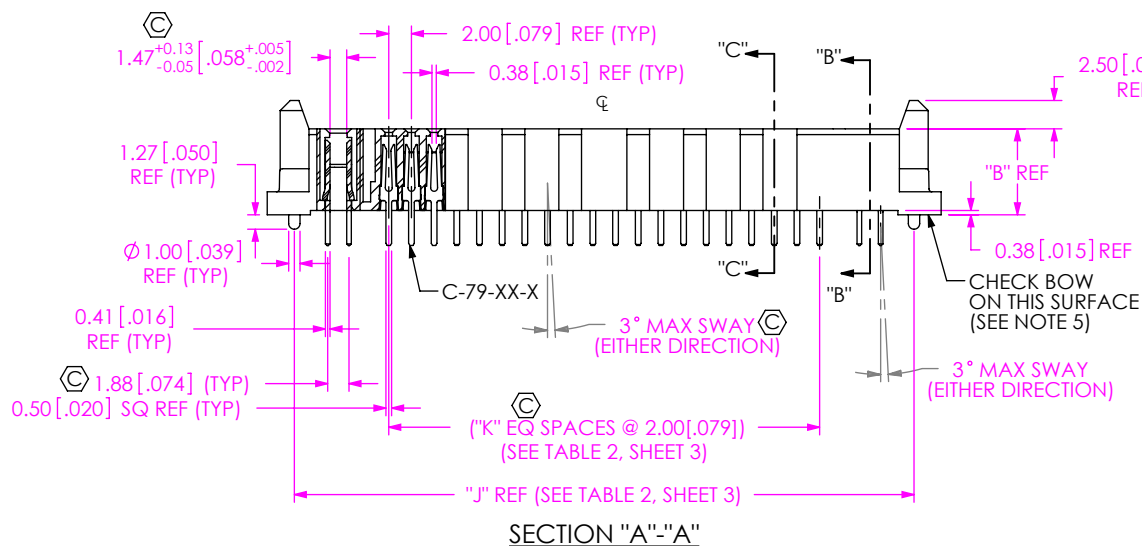


FIG 1  
MPSC-01-80-01-7.70-01-X-V SHOWN

TABLE 1

PART NUMBER	BODY	POWER CONTACT SUB-ASSEMBLY	SIGNAL CONTACT	"A"	"B"	"C"	"D"	STACK HEIGHT
								MPTC-6.30-XV-XX
MPSC-XX-XX-XX-7.70-01-X-V-XX	MPS-XX-07.70-V-XX-XX	SUB-C-214-07.70-01-X	C-79-07-L	2.72 [0.107]	7.58 [0.298]	2.37 [0.094]	3.25 [0.128]	14mm
MPSC-XX-XX-XX-7.70-03-X-V-XX	MPS-XX-07.70-V-XX-XX	SUB-C-214-07.70-03-X	C-79-53-L	3.52 [0.139]			3.89 [0.153]	

NOTES:

- ⊙ REPRESENTS A CRITICAL DIMENSION.
- BURR ALLOWANCE: 0.038 [.0015] MAX.
- MINIMUM PUSHOUT FORCE: 4.45 N [1.0 LB].
- PARTS TO BE PACKAGED IN TRAYS WITH PIN #1 TO THE RIGHT.
- BOW ALLOWED AT .05 MM/MM [.002 IN/IN].
- MINIMUM SIGNAL CONTACT & -LC PULLOUT FORCE: 4.45 N [1.0 LB]

UNLESS OTHERWISE SPECIFIED,  
DIMENSIONS ARE IN MILLIMETERS.  
TOLERANCES ARE:  
DECIMALS ANGLES  
X.X: ±0.3 [.01]  
X.XX: ±0.13 [.005]  
X.XXX: ±0.051 [.0020]

PROPRIETARY NOTE  
THIS DOCUMENT CONTAINS CONFIDENTIAL AND PROPRIETARY INFORMATION AND ALL DESIGN, MANUFACTURING, REPRODUCTION, USE, PATENT RIGHTS AND SALES RIGHTS ARE EXPRESSLY RESERVED BY SAMTEC, INC. THIS DOCUMENT SHALL NOT BE DISCLOSED, IN WHOLE OR PART, TO ANY UNAUTHORIZED PERSON OR ENTITY NOR REPRODUCED, TRANSFERRED OR INCORPORATED IN ANY OTHER PROJECT IN ANY MANNER WITHOUT THE EXPRESS WRITTEN CONSENT OF SAMTEC, INC.

MATERIAL: DO NOT SCALE DRAWING  
INSULATOR: LCP, UL 94 V0, COLOR: BLACK  
POWER CONTACT: COPPER ALLOY  
SIGNAL CONTACT: PHOS BRONZE

SHEET SCALE: 1:5:1



520 PARK EAST BLVD, NEW ALBANY, IN 47150  
PHONE: 812-944-6733 FAX: 812-948-5047  
e-Mail: info@SAMTEC.com code: 55322

DESCRIPTION:  
VERTICAL MINI-POWER W/ SIGNAL SOCKET

DWG. NO.  
MPSC-XX-XX-XX-X.XX-XX-X-V-XX

BY: BRATCHER 2/16/2007 SHEET 1 OF 3

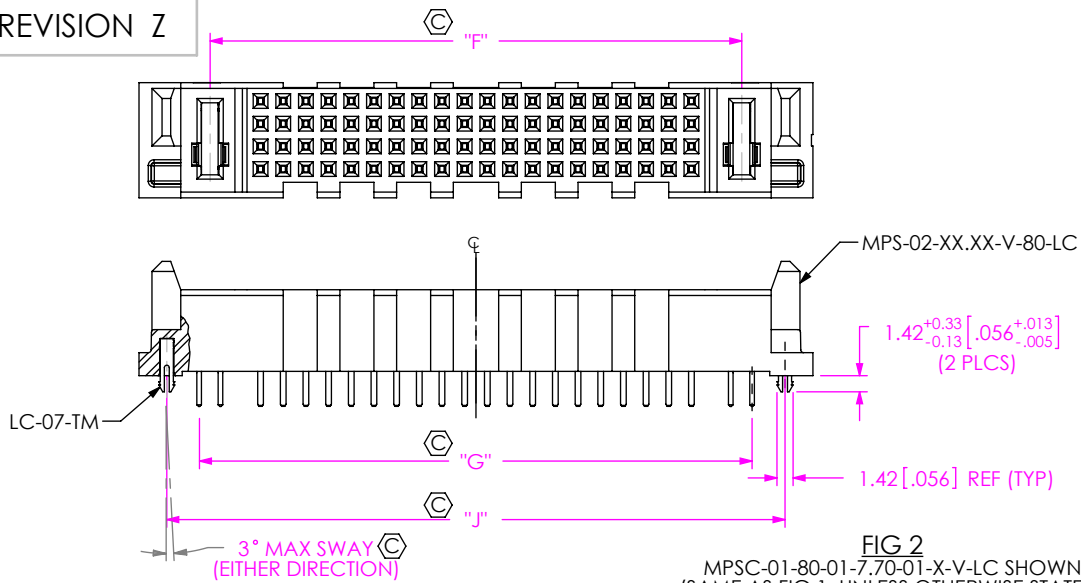
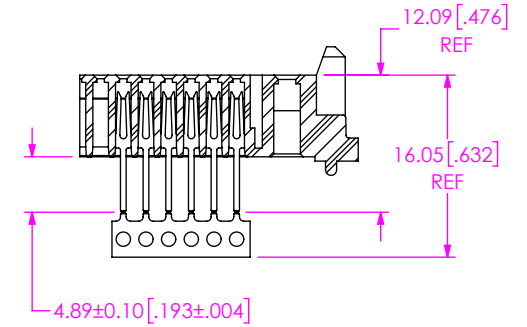


FIG 2  
MPSC-01-80-01-7.70-01-X-V-LC SHOWN  
(SAME AS FIG 1, UNLESS OTHERWISE STATED)



IN PROCESS  
(ONLY FOR MPSC-XX-XX-XX-X.XX-03-X-V-XX SHOWN)

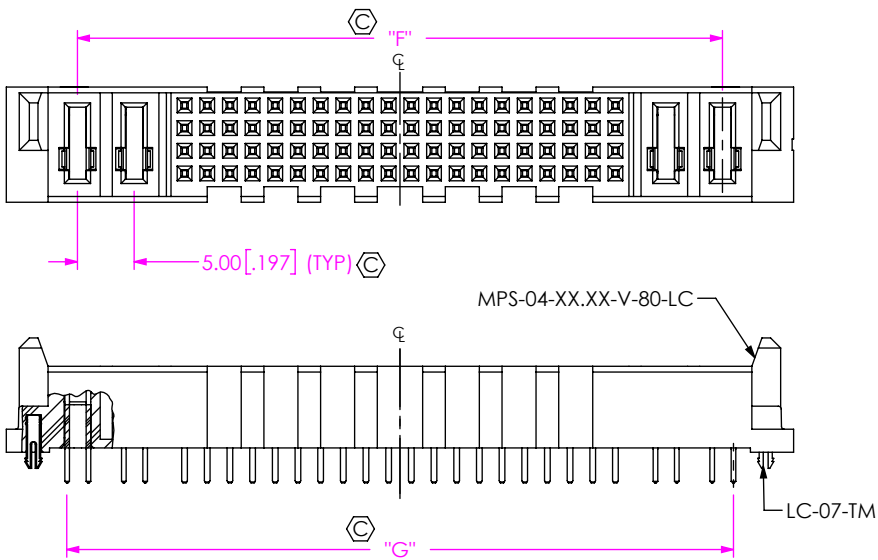


FIG 3  
MPSC-02-80-02-7.70-01-X-V-LC SHOWN  
(SAME AS FIG 1, UNLESS OTHERWISE STATED)

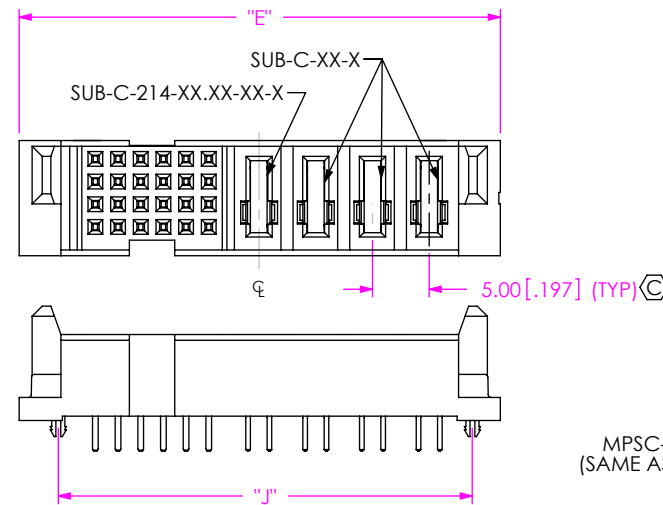


FIG 4  
MPSC-00-24-01-7.70-01-X-V-LC SHOWN  
(SAME AS FIG 1, UNLESS OTHERWISE STATED)  
(NOT RELEASED)

PLATING	POWER PIN CONNECTOR	POWER PIN TAIL	SIGNAL PIN CONTACT AREA	SIGNAL PIN TAIL
-L	10μ" GOLD	MATTE TIN	10μ" GOLD	MATTE TIN
-T	MATTE TIN	MATTE TIN	10μ" GOLD	MATTE TIN

**PROPRIETARY NOTE**  
THIS DOCUMENT CONTAINS CONFIDENTIAL AND PROPRIETARY INFORMATION AND ALL DESIGN, MANUFACTURING, REPRODUCTION, USE, PATENT RIGHTS AND SALES RIGHTS ARE EXPRESSLY RESERVED BY SAMTEC, INC. THIS DOCUMENT SHALL NOT BE DISCLOSED, IN WHOLE OR PART, TO ANY UNAUTHORIZED PERSON OR ENTITY NOR REPRODUCED, TRANSFERRED OR INCORPORATED IN ANY OTHER PROJECT IN ANY MANNER WITHOUT THE EXPRESS WRITTEN CONSENT OF SAMTEC, INC.

DO NOT SCALE DRAWING

SHEET SCALE: 1.75:1



520 PARK EAST BLVD, NEW ALBANY, IN 47150  
PHONE: 812-944-6733 FAX: 812-948-5047  
e-Mail: info@SAMTEC.com code: 55322

DESCRIPTION:  
VERTICAL MINI-POWER W/ SIGNAL SOCKET

DWG. NO.  
MPSC-XX-XX-XX-X.XX-XX-X-V-XX

BY: BRATCHER 2/16/2007 SHEET 2 OF 3

TABLE 2

PART NUMBER	BODY	"E"	"F"	"G"	"J"	"K"
MPSC-01-80-X1-X.XX-XX-X-V-XX	MPS-02-XX.XX-V-80-XX	59.44 [2.340]	46.89 [1.846]	48.77 [1.920]	54.52 [2.146]	19
MPSC-02-80-X2-X.XX-XX-X-V-XX	MPS-04-XX.XX-V-80-XX	69.44 [2.734]	56.89 [2.240]	58.77 [2.314]	64.52 [2.540]	19
MPSC-01-48-X1-X.XX-XX-X-V-XX	MPS-02-XX.XX-V-48-XX	43.44 [1.710]	30.89 [1.216]	32.77 [1.290]	38.52 [1.517]	11
MPSC-02-48-X2-X.XX-XX-X-V-XX	MPS-04-XX.XX-V-48-XX	53.44 [2.104]	40.89 [1.610]	42.77 [1.684]	48.52 [1.910]	11
MPSC-01-36-X1-X.XX-XX-X-V-XX	MPS-02-XX.XX-V-36-XX	37.44 [1.474]	24.89 [0.980]	26.77 [1.054]	32.52 [1.280]	8
MPSC-02-36-X2-X.XX-XX-X-V-XX	MPS-04-XX.XX-V-36-XX	47.44 [1.868]	34.89 [1.374]	36.77 [1.448]	42.52 [1.674]	8
MPSC-01-24-X1-X.XX-XX-X-V-XX	MPS-02-XX.XX-V-24-XX	31.44 [1.238]	18.89 [0.744]	20.77 [0.818]	26.52 [1.044]	5
MPSC-02-24-X2-X.XX-XX-X-V-XX	MPS-04-XX.XX-V-24-XX	41.44 [1.631]	28.89 [1.137]	30.77 [1.211]	36.52 [1.438]	5
MPSC-01-20-X1-X.XX-XX-X-V-XX	MPS-02-XX.XX-V-20-XX	29.44 [1.159]	16.89 [0.665]	18.77 [0.739]	24.52 [0.965]	4
MPSC-02-20-X2-X.XX-XX-X-V-XX	MPS-04-XX.XX-V-20-XX	39.44 [1.553]	26.89 [1.059]	28.77 [1.133]	34.52 [1.359]	4
MPSC-01-16-X1-X.XX-XX-X-V-XX	MPS-02-XX.XX-V-16-XX	27.44 [1.080]	14.89 [0.586]	16.77 [0.660]	22.52 [0.887]	3
MPSC-02-16-X2-X.XX-XX-X-V-XX	MPS-04-XX.XX-V-16-XX	37.44 [1.474]	24.89 [0.980]	26.77 [1.054]	32.52 [1.280]	3
MPSC-01-12-X1-X.XX-XX-X-V-XX	MPS-02-XX.XX-V-12-XX	25.44 [1.002]	12.89 [0.507]	14.77 [0.581]	20.52 [0.808]	2
MPSC-02-12-X2-X.XX-XX-X-V-XX	MPS-04-XX.XX-V-12-XX	35.44 [1.395]	22.89 [0.901]	24.77 [0.975]	30.52 [1.202]	2
MPSC-01-08-X1-X.XX-XX-X-V-XX	MPS-02-XX.XX-V-08-XX	23.44 [0.923]	10.89 [0.429]	12.77 [0.503]	18.52 [0.729]	1
MPSC-02-08-X2-X.XX-XX-X-V-XX	MPS-04-XX.XX-V-08-XX	33.44 [1.317]	20.89 [0.822]	22.77 [0.896]	28.52 [1.123]	1
MPSC-01-04-X1-X.XX-XX-X-V-XX	MPS-02-XX.XX-V-04-XX	21.44 [0.844]	8.89 [0.350]	10.77 [0.424]	16.52 [0.650]	N/A
MPSC-02-04-X2-X.XX-XX-X-V-XX	MPS-04-XX.XX-V-04-XX	31.44 [1.238]	18.89 [0.744]	20.77 [0.818]	26.52 [1.044]	N/A
MPSC-01-40-X1-X.XX-XX-X-V-XX	MPS-02-XX.XX-V-40-XX	39.44 [1.553]	26.89 [1.059]	28.77 [1.133]	34.52 [1.359]	9
MPSC-02-40-X2-X.XX-XX-X-V-XX	MPS-04-XX.XX-V-40-XX	49.44 [1.946]	36.89 [1.452]	38.77 [1.526]	44.52 [1.753]	9
***MPSC-00-24-X3-X.XX-XX-X-V-XX	MPS-03-XX.XX-V-24-XX-PS	37.44 [1.474]	N/A	N/A	N/A	5
***MPSC-00-24-X4-X.XX-XX-X-V-XX	MPS-04-XX.XX-V-24-XX-PS	42.44 [1.671]	N/A	N/A	N/A	5
***MPSC-00-20-X3-X.XX-XX-X-V-XX	MPS-03-XX.XX-V-20-XX-PS	35.44 [1.395]	N/A	N/A	N/A	4
***MPSC-00-20-X4-X.XX-XX-X-V-XX	MPS-04-XX.XX-V-20-XX-PS	40.44 [1.592]	N/A	N/A	N/A	4
***MPSC-00-16-X3-X.XX-XX-X-V-XX	MPS-03-XX.XX-V-16-XX-PS	33.44 [1.317]	N/A	N/A	N/A	3
***MPSC-00-16-X4-X.XX-XX-X-V-XX	MPS-04-XX.XX-V-16-XX-PS	38.44 [1.513]	N/A	N/A	N/A	3
***MPSC-00-12-X3-X.XX-XX-X-V-XX	MPS-03-XX.XX-V-12-XX-PS	31.44 [1.238]	N/A	N/A	N/A	2
***MPSC-00-12-X4-X.XX-XX-X-V-XX	MPS-04-XX.XX-V-12-XX-PS	36.44 [1.435]	N/A	N/A	N/A	2

\*\*\* = NOT RELEASED

PROPRIETARY NOTE

THIS DOCUMENT CONTAINS CONFIDENTIAL AND PROPRIETARY INFORMATION AND ALL DESIGN, MANUFACTURING, REPRODUCTION, USE, PATENT RIGHTS AND SALES RIGHTS ARE EXPRESSLY RESERVED BY SAMTEC, INC. THIS DOCUMENT SHALL NOT BE DISCLOSED, IN WHOLE OR PART, TO ANY UNAUTHORIZED PERSON OR ENTITY NOR REPRODUCED, TRANSFERRED OR INCORPORATED IN ANY OTHER PROJECT IN ANY MANNER WITHOUT THE EXPRESS WRITTEN CONSENT OF SAMTEC, INC.

DO NOT SCALE DRAWING

SHEET SCALE: 1:75:1



520 PARK EAST BLVD, NEW ALBANY, IN 47150  
 PHONE: 812-944-6733 FAX: 812-948-5047  
 e-Mail: info@SAMTEC.com code: 55322



DESCRIPTION:  
 VERTICAL MINI-POWER W/ SIGNAL SOCKET

DWG. NO.  
 MPSC-XX-XX-XX-X.XX-XX-X-V-XX

BY: BRATCHER 2/16/2007 SHEET 3 OF 3

## Looking for pricing, stock, or lifecycle information?

Click below to explore more details on WIN SOURCE:

-  [View MPSC-02-80-02-7.70-01-L-V-LC on WIN SOURCE](#)
-  [Samtec Inc. Information](#)

## Optimize Your Supply Chain with WIN SOURCE Solutions

-  Global Sourcing Solution
-  Obsolete Management
-  Cost Control Management
-  Shortage Management
-  Alternative Solution
-  Excess Inventory Management