


SHROUDED HEADER & STACKER

(2.00 mm) .0787" PITCH • LTMM/ZLTTM SERIES



LTMM/ZLTTM

Mates:
SQT, SQW, ESQT, SMM

SPECIFICATIONS

Insulator Material:
Black Liquid Crystal Polymer
Terminal Material:
Phosphor Bronze
Plating:
Sn or Au over
50 μ" (1.27 μm) Ni
Operating Temp Range:
-55 °C to +105 °C with Tin;
-55 °C to +125 °C with Gold

PROCESSING

Lead-Free Solderable:
Yes
SMT Lead Coplanarity:
(0.10 mm) .004" max

LTMM	1	NO. PINS PER ROW	02	PLATING OPTION	D	TAIL OPTION	OTHER OPTION
-------------	----------	-------------------------	-----------	-----------------------	----------	--------------------	---------------------

04, 05,
06, 07,
08, 10, 12,
13, 15, 17,
20, 22, 25
(Standard sizes)

-F
= Gold flash
on post,
Matte Tin on tail

-L
= 10 μ" (0.25 μm)
Gold on post,
Matte Tin on tail

-T
= Matte Tin

Leave blank for
Through-hole

-RA
= Right-angle

-SM
= Surface Mount

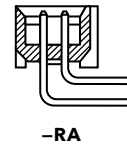
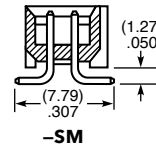
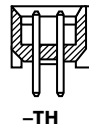
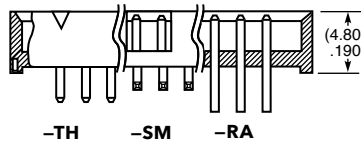
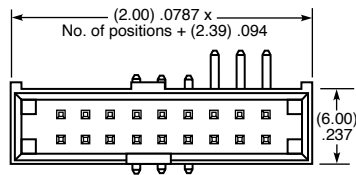
-"XX"
= Polarized
Position

-LC
= Locking Clip
(-SM only)
(Manual
placement
required)

-K
= (7.50 mm)
.295" DIA Film
Pick &
Place Pad
(-SM only)

-TR
= Tape & Reel
(-SM only)

-FR
= Full Reel
Tape & Reel
(must order
max. quantity
per reel;
contact Samtec
for quantity
breaks)
(-SM only)



ALSO AVAILABLE Contact Samtec

Other sizes
Other plating

ZLTTM	1	NO. PINS PER ROW	LEAD STYLE	PLATING OPTION	D	BODY HEIGHT	OTHER OPTION
--------------	----------	-------------------------	-------------------	-----------------------	----------	--------------------	---------------------

04, 05,
06, 07,
08, 10, 12,
13, 15, 17,
20, 22, 25
(Standard sizes)

Specify
**LEAD
STYLE**
from
chart

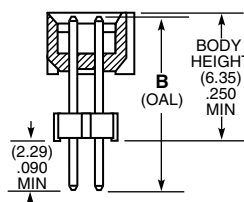
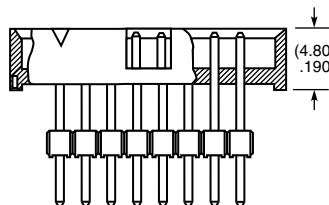
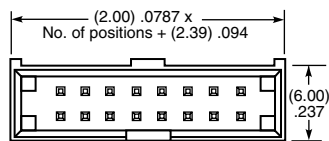
-F
= Gold flash
on post,
Matte Tin on tail

-L
= 10 μ" (0.25 μm)
Gold on post,
Matte Tin on tail

-T
= Matte Tin

-"XXX"
= Body
Height

-"XX"
= Polarized
Position





LEAD STYLE	B (OAL)	MAX BODY HEIGHT
-75	(9.58) 0.377	(7.42) 0.292
-62	(10.08) 0.397	(7.92) 0.312
-65	(10.49) 0.413	(8.33) 0.328
-73	(12.09) 0.476	(9.93) 0.391
-63	(14.10) 0.555	(11.94) 0.470
-66	(15.09) 0.594	(12.93) 0.509
-69	(15.60) 0.614	(13.44) 0.529
-74	(17.09) 0.673	(14.94) 0.588
-70	(17.60) 0.693	(15.44) 0.608
-71	(21.08) 0.830	(18.92) 0.745
-72	(21.62) 0.851	(19.46) 0.766

Note:
This Series is non-standard,
non-returnable.

Note:
For added mechanical stability, Samtec recommends mechanical board spacers be used in applications with gold or selective gold plated connectors. Contact ipg@samtec.com for more information.

Looking for pricing, stock, or lifecycle information?

Click below to explore more details on WIN SOURCE:

-  [View LTMM-118-02-L-D-SM-LC-K on WIN SOURCE](#)
-  [Samtec Inc. Information](#)

Optimize Your Supply Chain with WIN SOURCE Solutions

-  Global Sourcing Solution
-  Obsolete Management
-  Cost Control Management
-  Shortage Management
-  Alternative Solution
-  Excess Inventory Management