



**THE DATASHEET OF
CCHD-957-25-24.576**

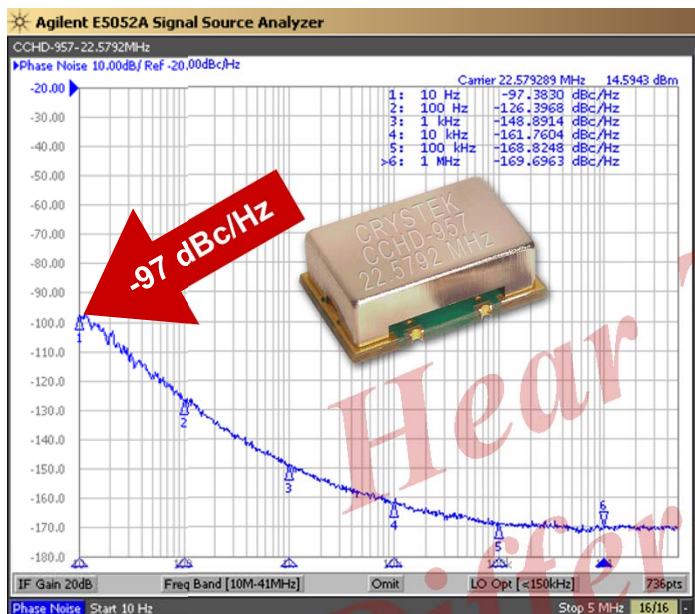


CCHD-957 FEMTO Clock Ultra-Low Phase Noise Oscillator with Standby Mode

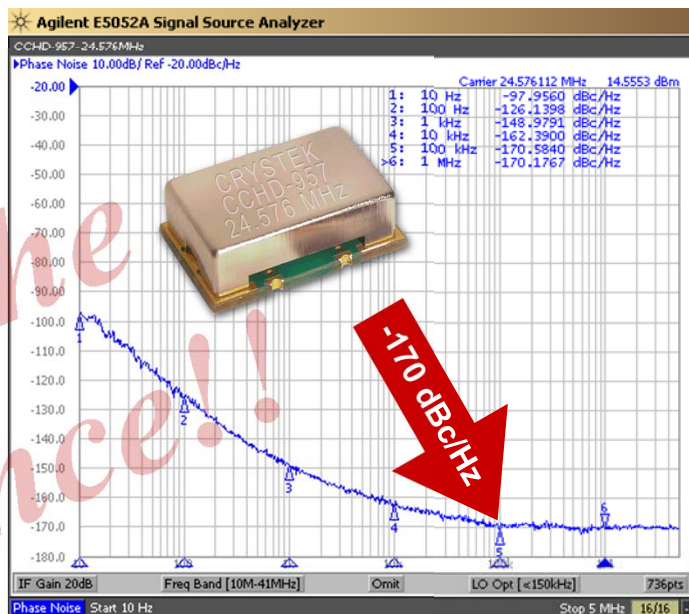


CCHD-957 Model
9x14 mm SMD, 3.3V, HCMOS

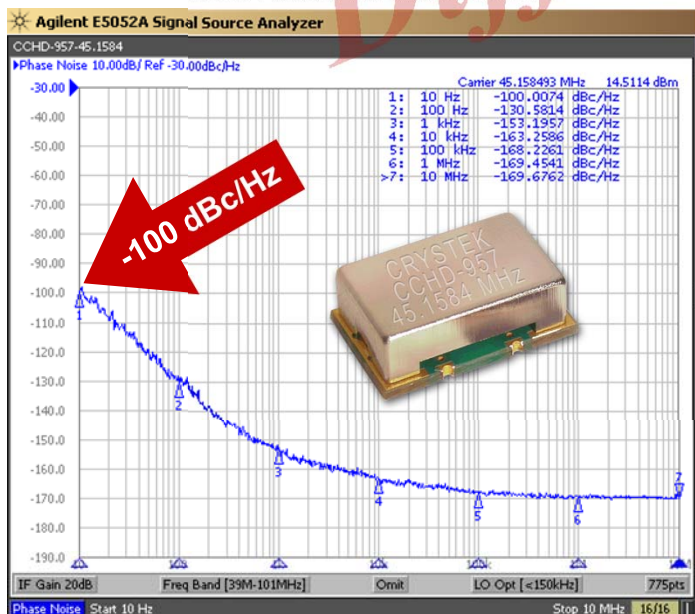
22.5792 MHz HCMOS 3.3V



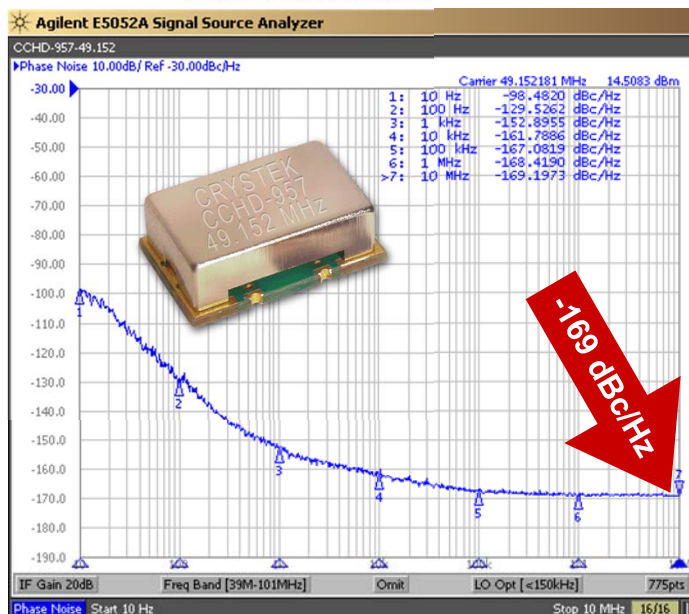
24.576 MHz HCMOS 3.3V



45.1584 MHz HCMOS 3.3V



49.152 MHz HCMOS 3.3V



Crystek's Model CCHD-957 HCMOS CLOCK oscillator family has been designed specifically for High Definition Audio (HD Audio). It features a typical low close-in phase noise of -100 dBc/Hz @ 10 Hz offset, and a noise floor of -169 dBc/Hz. With this extreme low phase noise performance, you will "Hear the Difference". It also features a "Standby Function", that is, when placed in disable mode, the internal oscillator is completely shut down in addition to its output buffer being placed in Tri-State. This family is housed in a 9x14 mm SMT package and operates with a +3.3V power supply.

Applications include: Digital Audio Broadcasting (DAB)
Professional CD audio equipment
DACs and ADCs for HD audio

Rev: M
Date: 25-Jan-2023
Page 1 of 2

CCHD-957 FEMTO Clock

Ultra-Low Phase Noise Oscillator

with Standby Mode



CCHD-957 Model
9x14 mm SMD, 3.3V, HCMOS

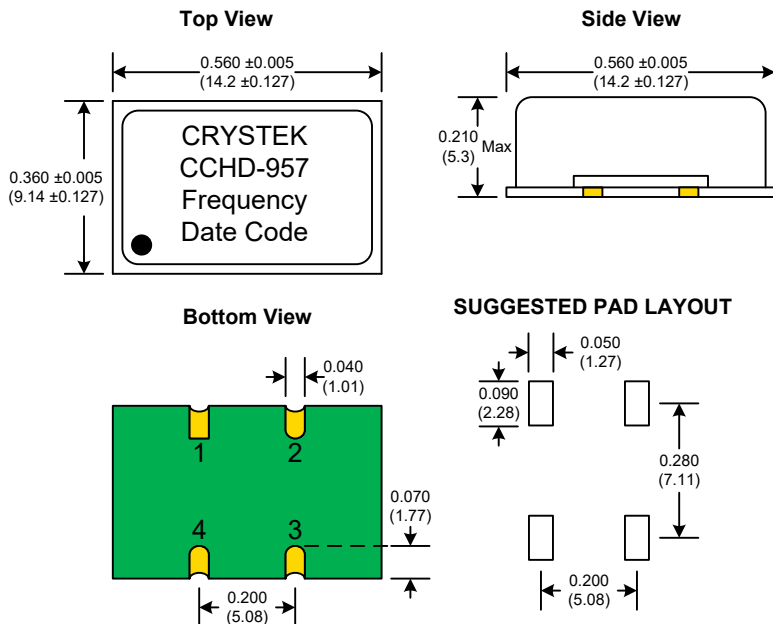
Frequency Range:	10 MHz to 50 MHz
Temperature Range:	0°C to +70°C
(Option M)	-20°C to +70°C
(Option X)	-40°C to +85°C
Storage:	-45°C to 90°C
Input Voltage:	3.3V ±0.3V
Input Current:	15mA Typical, 25mA Max
Input Current (Disabled Mode):	1.5mA Max
Output:	HCMOS
Symmetry:	45/55% Max @ 50%Vcc
Rise/Fall Time:	3ns Max @ 20% to 80% Vcc
Logic:	"0" = 10% Vcc Max "1" = 90% Vcc Min
Load:	15pF
Output Current:	±24mA Max
Disable Time:	200ns Max
Start-up Time:	1ms Typical, 2ms Max
Pin 1 Disable Current:	-350µA Max
Phase Noise:	-100 dBc/Hz Typical, -95 dBc/Hz Max at 10Hz offset
Phase Noise Floor:	-169 dBc/Hz Typical, -165 dBc/Hz Max
Sub-harmonics:	None
Aging:	<3ppm 1st year, <1ppm thereafter
CCHD-957 Options:	
Temperature Range:	0°C to +70°C (±20ppm, ±25ppm, ±50ppm) -20°C to +70°C (±25ppm, ±50ppm) -40°C to +85°C (±25ppm, ±50ppm)

Mechanical:	
Shock:	MIL-STD-883, Method 2002, Condition B
Solderability:	MIL-STD-883, Method 2003
Vibration:	MIL-STD-883, Method 2007, Condition A
Solvent Resistance:	MIL-STD-202, Method 215
Resistance to Soldering Heat:	MIL-STD-202, Method 210, Condition I or J
Environmental:	
Thermal Shock:	MIL-STD-883, Method 1011, Condition A
Moisture Resistance:	MIL-STD-883, Method 1004

Developed Frequencies		
10.000 MHz	24.576 MHz	40.000 MHz
20.000MHz	25.000 MHz	45.1584 MHz
22.5792 MHz	27.000 MHz	49.152 MHz
24.000 MHz	28.000 MHz	



Part Number Example:
CCHD-957X-25-49.152 = 3.3V, 45/55, -40°C to +85°C (±25ppm), 49.152 MHz



RECOMMENDED REFLOW SOLDERING PROFILE
900034 (See App Note listed on website)

<http://www.crystek.com/specification/reflow/900034.pdf>

Tri-State/Standby Function	
Function pin 1	Output pin
Open	Active
"1" level 0.7×Vcc Min	Active
"0" level 0.3×Vcc Max	High Z

Pad	Connection
1	E/D
2	GND
3	OUT
4	Vcc



PAD FINISH: Immersion Gold (ENIG); 5 micro inches maximum

Crystek Corporation reserves the right to make changes to its products and/or information contained herein without notice.
No liability is assumed as a result of its use or application.

Rev: M
Date: 25-Jan-2023
Page 2 of 2

Looking for pricing, stock, or lifecycle information?

Click below to explore more details on WIN SOURCE:

-  [View CCHD-957-25-24.576 on WIN SOURCE](#)
-  [Crystek Corporation](#) Information

Optimize Your Supply Chain with WIN SOURCE Solutions

-  Global Sourcing Solution
-  Obsolete Management
-  Cost Control Management
-  Shortage Management
-  Alternative Solution
-  Excess Inventory Management