




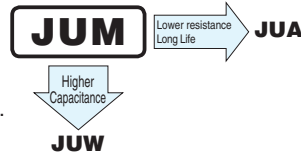
**THE DATASHEET OF
JUMT1335MPD**



JUM

Radial Lead Type, Standard

- Standard type (2.7V).
- Suitable for quick charge and discharge.
- Wide temperature range (− 25 to +70°C).
- Compliant to the RoHS directive (2011/65/EU,(EU)2015/863).

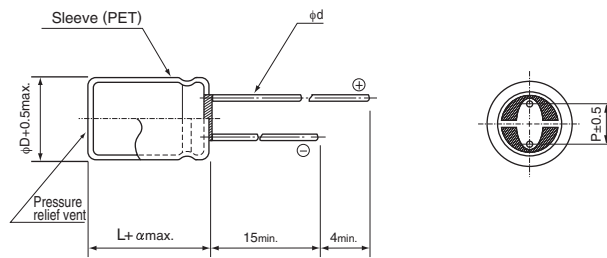


Products which are scheduled to be discontinued.
Not recommended for new designs.

Specifications

Item	Performance Characteristics	
Category Temperature Range	− 25 to +70°C	
Rated Voltage Range	2.7V	
Rated Capacitance Range	1 to 47F See Note	
Capacitance Tolerance	±20% , 20°C	
Stability at Low Temperature	Capacitance (− 25°C) / Capacitance (+20°C) ×100 ≥ 70% ESR (− 25°C) / ESR (+20°C) ≤ 4	
ESR, DCR*	Refer to the table below (20°C). *DC internal resistance	
Endurance	Capacitance change	Within ±30% of the initial capacitance value
	ESR	300% or less than the initial specified value
Shelf Life	Capacitance change	Within ±30% of the initial capacitance value
	ESR	300% or less than the initial specified value
Humidity Endurance	Capacitance change	Within ±30% of the initial capacitance value
	ESR	300% or less than the initial specified value
Marking	Printed with white color letter on black sleeve.	

Drawing

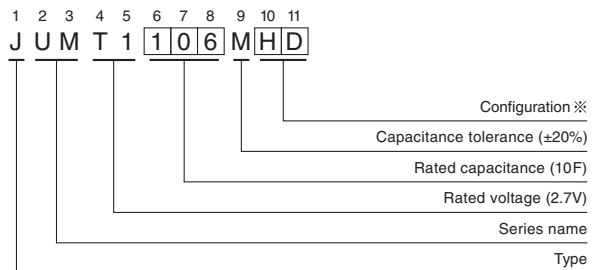


	(mm)				
φD	8	10	12.5	16	18
P	3.5	5.0	5.0	7.5	7.5
φd	0.6	0.6	0.6*	0.8	0.8

※ In case L>25 for the φ12.5 dia unit, lead dia φd=0.8

α	(φD < 10) 1.5
	(φD ≥ 10) 2.0

Type numbering system (Example : 2.7V 10F)



※ Configuration

φ D	Pb-free lead finishing Pb-free PET sleeve
8 · 10	PD
12.5 to 18	HD

- Please refer to the Guidelines for Aluminum Electrolytic Capacitors for end seal configuration information.

Dimensions

Rated Voltage (Code)	Rated Capacitance (F)	Code	ESR (Ω) (at 1kHz)	DCR※ Typical (Ω)	Case size φ D × L (mm)
2.7V (T1)	1	105	1.8	3	8 × 11.5
	2.2	225	1.0	1.3	8 × 20
	3.3	335	0.6	1.0	10 × 20
	4.7	475	0.4	0.6	12.5 × 20
	10	106	0.2	0.25	12.5 × 31.5
	22	226	0.07	0.13	16 × 31.5
	33	336	0.06	0.08	18 × 31.5
47	476	0.05	0.06	18 × 40	

Note :

The capacitance calculated from discharge time (ΔT) with constant current (i) after 30minute charge with rated voltage (2.7V).

The discharge current (i) is 0.01 × rated capacitance (F).

The discharge time (ΔT) measured between 2V and 1V with constant current.

The capacitance calculated below.

$$\text{Capacitance (F)} = i \times \Delta T$$

※ The listed DCR value is typical and therefore not a guaranteed value.

Looking for pricing, stock, or lifecycle information?

Click below to explore more details on WIN SOURCE:

 [View JUMT1335MPD on WIN SOURCE](#)

 [Nichicon Information](#)

Optimize Your Supply Chain with WIN SOURCE Solutions

-  Global Sourcing Solution
-  Obsolete Management
-  Cost Control Management
-  Shortage Management
-  Alternative Solution
-  Excess Inventory Management