



**THE DATASHEET OF**  
**180-078-213R011**

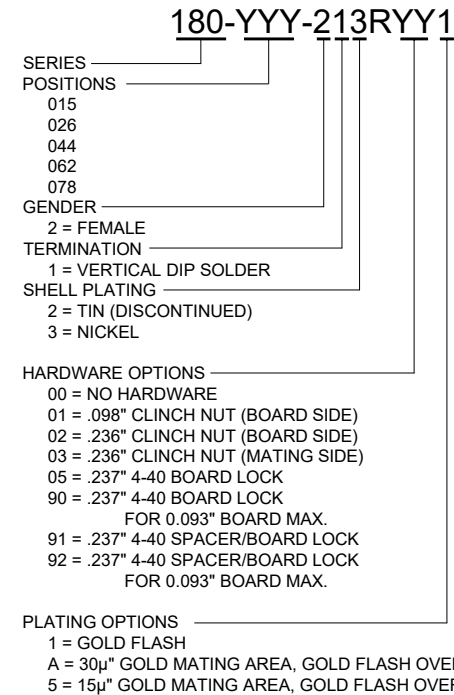
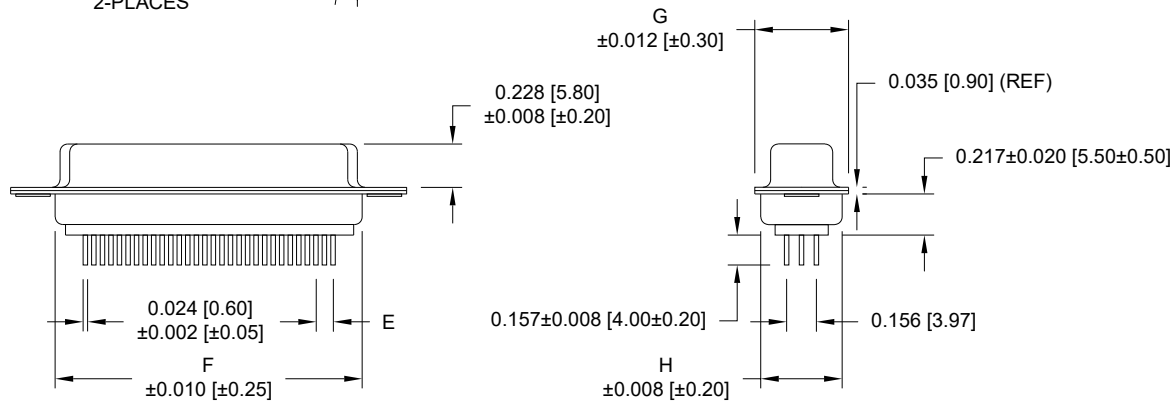
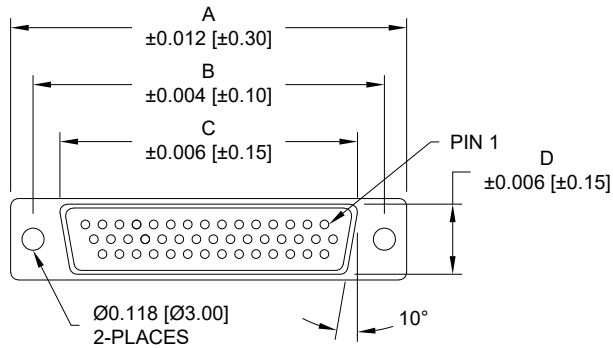


**MATERIAL:**

SHELL: NICKEL PLATED STEEL  
 INSULATOR: GLASS FILLED THERMOPLASTIC, UL94 V-0 RATED  
 260°C PROCESS TEMP  
 CONTACT: GOLD PLATED BRASS OVER NICKEL

**ELECTRICAL:**

CURRENT RATING: 3 AMPS  
 CONTACT RESISTANCE: 15 mOhms Max.  
 INSULATION RESISTANCE: 1,000 MOhms min.  
 VOLTAGE: 500VAC FOR 1 MINUTE  
 TEMPERATURE: -50° C TO 100° C



**DIMENSIONS**

Insulator Material	No. OF PINS	UNITS	DIMENSIONS							
			A	B	C	D	E	F	G	H
PA9T	15	inch	1.213	0.984	0.643	0.311	0.090	0.756	0.496	0.429
		mm	30.80	24.99	16.34	7.90	2.29	19.20	12.60	10.90
PA9T	26	inch	1.543	1.312	0.972	0.311	0.090	1.091	0.496	0.429
		mm	39.20	33.32	24.70	7.90	2.29	27.70	12.60	10.90
PA9T	44	inch	2.087	1.852	1.512	0.311	0.090	1.618	0.496	0.429
		mm	53.00	47.04	38.40	7.90	2.29	41.10	12.60	10.90
PA6T	62	inch	2.732	2.500	2.157	0.311	0.095	2.256	0.496	0.429
		mm	69.40	63.50	54.80	7.90	2.41	57.30	12.60	10.90
4 ROWS PA6T	78	inch	2.638	2.406	2.055	0.429	0.095	2.169	0.606	0.526
		mm	67.00	61.10	52.20	10.90	2.41	55.10	15.40	13.35

RoHS COMPLIANT

UNITS = inch [mm]

DO NOT SCALE FROM DRAWING



THESE DRAWINGS AND SPECIFICATIONS ARE THE PROPERTY OF NorComp AND SHALL NOT BE REPRODUCED, COPIED OR USED AS THE BASIS FOR THE MANUFACTURE OR SALE OF APPARATUS WITHOUT WRITTEN PERMISSION.

DRAWN:  
P. JENKINS

DATE:  
09/12/2005

NorComp

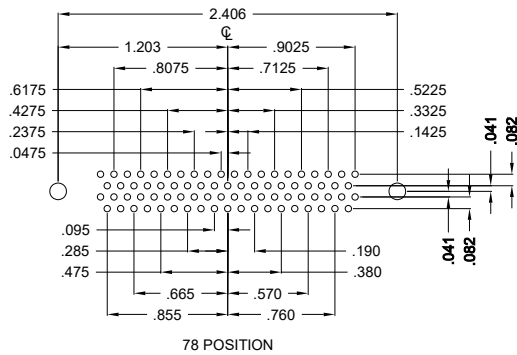
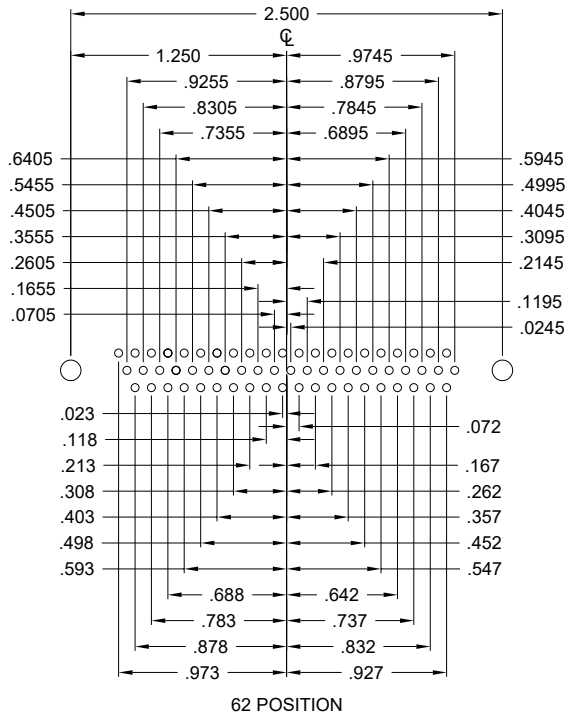
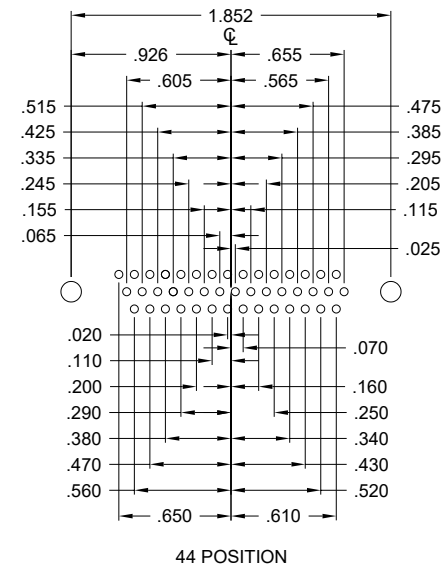
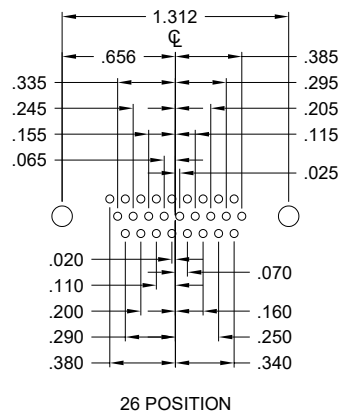
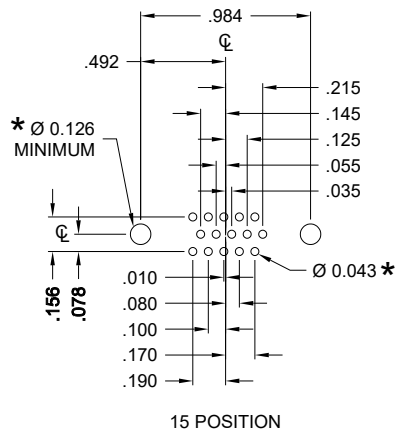
SCALE:  
NTS

SHEET OF  
1 3

REV  
27

DWG NO.

180-YYY-213RYY1



HOLE PATTERN SHOWN ARE FOR FEMALE

\* TYP. SUGGESTED SIZE MAY NOT BE SUITABLE FOR ALL APPLICATIONS

RoHS COMPLIANT

UNITS = inch

DO NOT SCALE FROM DRAWING



THESE DRAWINGS AND SPECIFICATIONS ARE THE PROPERTY OF NorComp AND SHALL NOT BE REPRODUCED, COPIED OR USED AS THE BASIS FOR THE MANUFACTURE OR SALE OF APPARATUS WITHOUT WRITTEN PERMISSION.

DRAWN: P. JENKINS

DATE: 09/12/2005

NorComp

SCALE: NTS

SHEET 2 OF 3

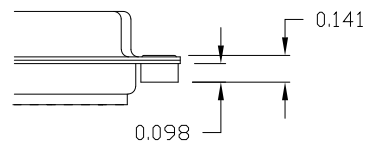
REV 27

DWG NO.

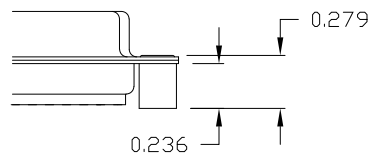
180-YYY-213RYY1

ALL CLINCH-NUTS ARE 4-40 INTERNAL THREADS

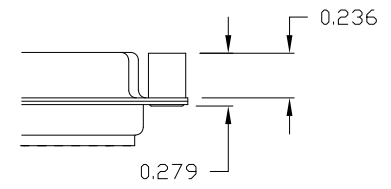
01 ..... 0.098" (BOARD SIDE)



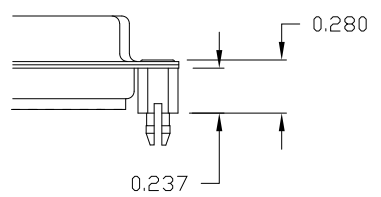
02 ..... 0.236" (BOARD SIDE)



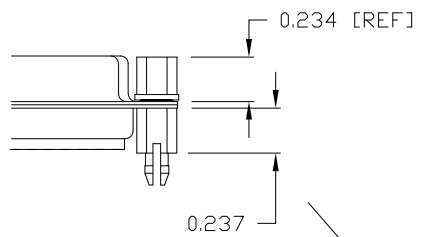
03 ..... 0.236" (MATING SIDE)



05 ..... 0.237" (BOARD SIDE)

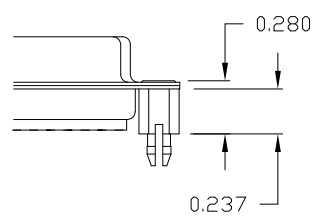


91 ..... 0.237" BOARD SIDE

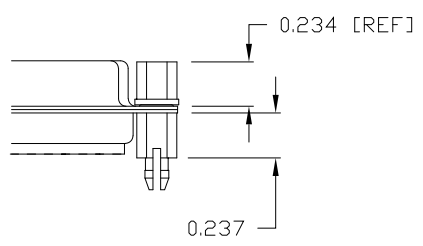


NOTE: 4-40 FEMALE SCREW LOCK IS REMOVABLE

90 ..... 0.237" (BOARD SIDE)



92 ..... 0.237" BOARD SIDE



NOTE: 90 & 92 OPTION FOR 0.093" MAX. BOARD THICKNESS

TOLERANCE:  
ALL DIMENSIONS ARE ±0.010

RoHS COMPLIANT

UNITS = inch

DO NOT SCALE FROM DRAWING



THESE DRAWINGS AND SPECIFICATIONS ARE THE PROPERTY OF NorComp AND SHALL NOT BE REPRODUCED, COPIED OR USED AS THE BASIS FOR THE MANUFACTURE OR SALE OF APPARATUS WITHOUT WRITTEN PERMISSION.

DRAWN:  
**P. JENKINS**  
DATE:  
**09/12/2005**

**NorComp**

SCALE: NTS	SHEET 3	OF 3	REV 27
DWG NO.		<b>180-YYY-213RYY1</b>	

## Looking for pricing, stock, or lifecycle information?

Click below to explore more details on WIN SOURCE:

 [View 180-078-213R011 on WIN SOURCE](#)

 [NorComp Inc. Information](#)

## Optimize Your Supply Chain with WIN SOURCE Solutions

-  Global Sourcing Solution
-  Obsolete Management
-  Cost Control Management
-  Shortage Management
-  Alternative Solution
-  Excess Inventory Management