



Features

- Knurled or plain metal shaft
- Audio and linear tapers
- Low noise/low impedance
- Conductive polymer element
- 25k and 50k ohm resistance values for active electronics



Model 95 Premium Guitar Potentiometer

Initial Electrical Characteristics¹

Standard Resistance Value	.25k, 50k, 250k, 300k and 500k ohms
Total Resistance Tolerance	±20 %
Independent Linearity	±5 %
Absolute Minimum Resistance	±2 ohms maximum
Effective Electrical Angle	±225 ° ± 5 °
Contact Resistance Variation	±1 %
Dielectric Withstanding Voltage (MIL-STD-202, Method 301)	
Sea Level	1,500 VAC minimum
70,000 Feet	500 VAC minimum
Insulation Resistance (500 VDC)	1,000 megohms minimum
Power Rating (Voltage Limited By Power Dissipation or 350 VAC, Whichever Is Less)	
+70 °C	0.25 watt
+125 °C	0 watt
Theoretical Resolution	Essentially infinite

Environmental Characteristics¹

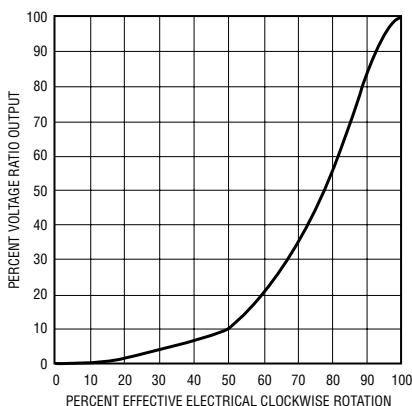
Operating Temperature Range	-40 °C to +125 °C
Storage Temperature Range	-55 °C to +125 °C
Temperature Coefficient Over Storage Temperature Range	±1,000 ppm/°C
Vibration	15 G
Total Resistance Shift	±2 % maximum
Voltage Ratio Shift	±5 % maximum
Shock	30 G
Total Resistance Shift	±2 % maximum
Voltage Ratio Shift	±5 % maximum
Load Life	1,000 hours
Total Resistance Shift	±10 % maximum
Rotational Life (No Load)	100,000 cycles
Total Resistance Shift	±20 % maximum
Contact Resistance Variation @ 50,000 cycles	±3 %
Moisture Resistance (MIL-STD-202, Method 103, Condition B)	
Total Resistance Shift	±20 % TRS maximum
Insulation Resistance (500 VDC)	100 megohms minimum
IP Rating	IP 40

Mechanical Characteristics¹

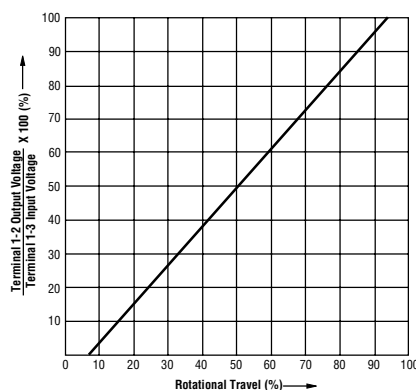
Mechanical Angle	300 ° ± 5 °
Rotational Torque	0.7 oz-in (50 g-cm) typical
Weight	
Standard Bushing	14.25 grams
Long Bushing	18.15 grams
Terminals	Solder lugs
Soldering Condition	Recommended hand soldering using Sn95/Ag5 no clean solder, 0.025" wire diameter. Maximum temperature 399 °C (750 °F) for 3 seconds. No wash process to be used with no clean flux.
Marking	Manufacturer's trademark, date code, resistance, manufacturer's part number
Hardware	One lockwasher (H-37-2), one flat washer (35200-07953), two mounting nuts (H-38-2) and one solder lug washer (H-127) are shipped with each potentiometer.

¹ ELECTRICAL SPECIFICATIONS TESTED AT 200 RPM, AT ROOM AMBIENT: +25 °C NOMINAL.

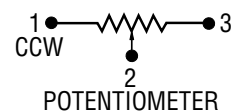
Audio Taper Plot



Linear Taper Plot



Schematic



WARNING
Cancer and Reproductive Harm
www.P65Warnings.ca.gov

*RoHS Directive 2015/863, Mar 31, 2015 and Annex. Specifications are subject to change without notice. Users should verify actual device performance in their specific applications. The products described herein and this document are subject to specific legal disclaimers as set forth on the last page of this document, and at www.bourns.com/docs/legal/disclaimer.pdf.

Additional Features

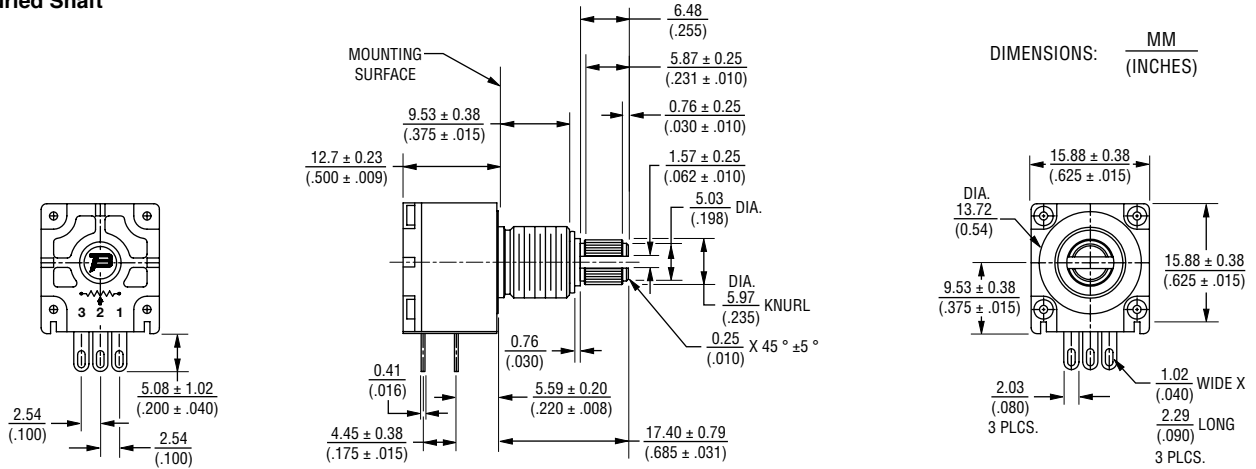
- Single-turn
- 250k, 300k and 500k standard resistance options
- Smooth rotational feel
- Long rotational life
- Long bushing option
- RoHS compliant*

Model 95 Premium Guitar Potentiometer

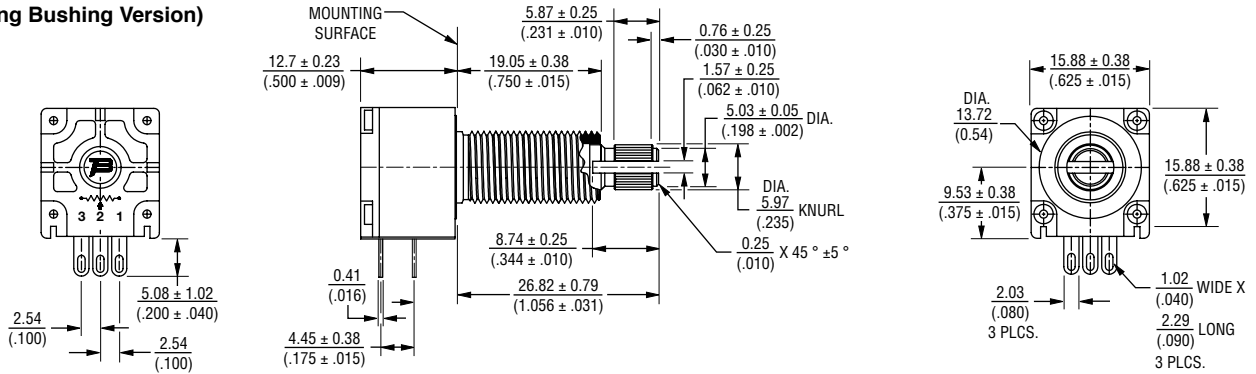
BOURNS®

Product Dimensions

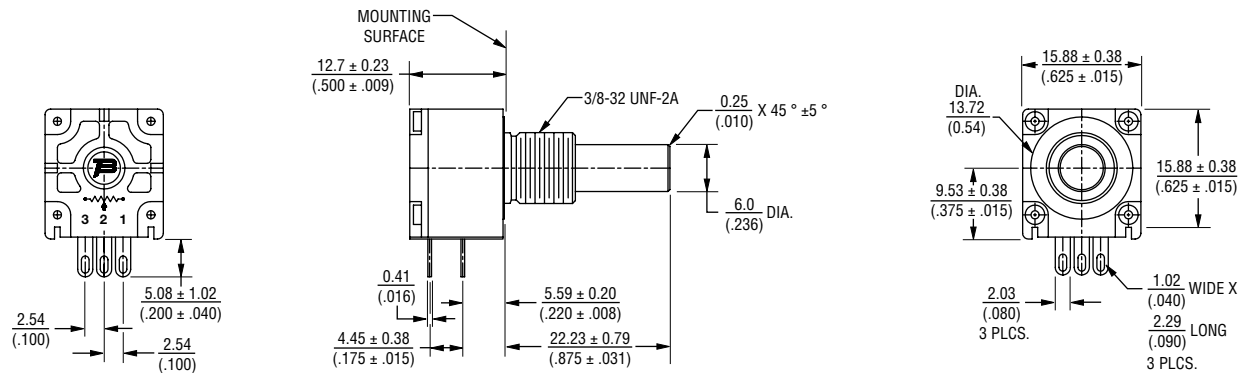
Knurled Shaft



Knurled Shaft (Long Bushing Version)



Plain Shaft



Specifications are subject to change without notice.

Users should verify actual device performance in their specific applications.

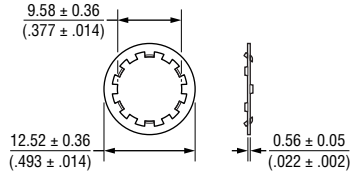
The products described herein and this document are subject to specific legal disclaimers as set forth on the last page of this document, and at www.bourns.com/docs/legal/disclaimer.pdf.

Model 95 Premium Guitar Potentiometer

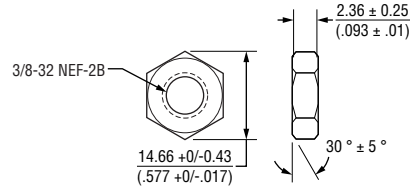
BOURNS®

Hardware

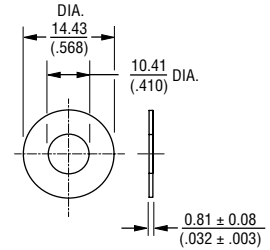
LOCKWASHER H-37-2



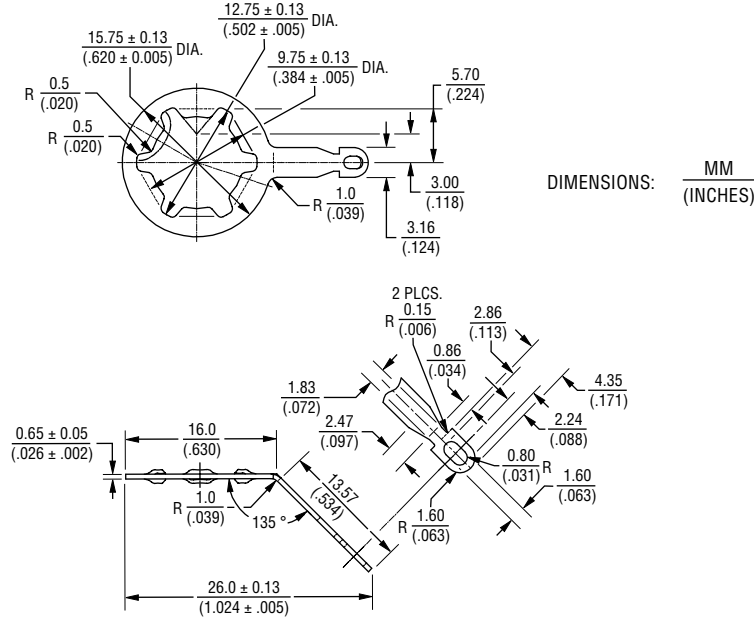
NUT H-38-2



FLAT WASHER 35200-07953



SOLDER LUG WASHER H-127



Selection Guide

Part Number	Taper	Shaft	Bushing	Resistance Value (kΩ)
95A1D-Z28-EA0/300L	Audio	Knurled	Standard	250
95A1D-Z28-EA0/301L	Audio	Plain	Standard	250
95A1D-Z28-EA0/302L	Audio	Knurled	Standard	500
95A1D-Z28-EA0/303L	Audio	Plain	Standard	500
95Z1D-Z33-EA0/304L	Audio	Knurled	Long	250
95Z1D-Z33-EA0/305L	Audio	Knurled	Long	500
95A1D-Z28-EA0/317L	Audio	Knurled	Standard	25
95A1D-Z28-EA0/318L	Audio	Knurled	Standard	50
95Z1D-Z33-EA0/319L	Audio	Knurled	Long	25
95Z1D-Z33-EA0/320L	Audio	Knurled	Long	50
95A1D-Z28-EA0/321L	Linear	Knurled	Standard	300
95A1D-Z28-EA0/322L	Linear	Knurled	Standard	500
95Z1D-Z33-EA0/323L	Linear	Knurled	Long	300
95Z1D-Z33-EA0/324L	Linear	Knurled	Long	500

Specifications are subject to change without notice.

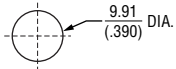
Users should verify actual device performance in their specific applications.

The products described herein and this document are subject to specific legal disclaimers as set forth on the last page of this document, and at www.bourns.com/docs/legal/disclaimer.pdf.

Model 95 Premium Guitar Potentiometer

BOURNS®

Suggested Panel Layout



DIMENSIONS: $\frac{\text{MM}}{\text{(INCHES)}}$

Date Code Description

YYWW M

M = COUNTRY OF MANUFACTURE (MEXICO)

WW = WEEK NUMBER

YY = LAST TWO DIGITS OF YEAR MANUFACTURED

BOURNS®

Asia-Pacific: Tel: +886-2 2562-4117 • Email: asiacus@bourns.com

EMEA: Tel: +36 88 885 877 • Email: eurocus@bourns.com

The Americas: Tel: +1-951 781-5500 • Email: americus@bourns.com

www.bourns.com

REV. 10/20

Specifications are subject to change without notice.

Users should verify actual device performance in their specific applications.

The products described herein and this document are subject to specific legal disclaimers as set forth on the last page of this document, and at www.bourns.com/docs/legal/disclaimer.pdf.

This legal disclaimer applies to purchasers and users of Bourns® products manufactured by or on behalf of Bourns, Inc. and its affiliates (collectively, “Bourns”).

Unless otherwise expressly indicated in writing, Bourns® products and data sheets relating thereto are subject to change without notice. Users should check for and obtain the latest relevant information and verify that such information is current and complete before placing orders for Bourns® products.

The characteristics and parameters of a Bourns® product set forth in its data sheet are based on laboratory conditions, and statements regarding the suitability of products for certain types of applications are based on Bourns’ knowledge of typical requirements in generic applications. The characteristics and parameters of a Bourns® product in a user application may vary from the data sheet characteristics and parameters due to (i) the combination of the Bourns® product with other components in the user’s application, or (ii) the environment of the user application itself. The characteristics and parameters of a Bourns® product also can and do vary in different applications and actual performance may vary over time. Users should always verify the actual performance of the Bourns® product in their specific devices and applications, and make their own independent judgments regarding the amount of additional test margin to design into their device or application to compensate for differences between laboratory and real world conditions.

Unless Bourns has explicitly designated an individual Bourns® product as meeting the requirements of a particular industry standard (e.g., ISO/TS 16949) or a particular qualification (e.g., UL listed or recognized), Bourns is not responsible for any failure of an individual Bourns® product to meet the requirements of such industry standard or particular qualification. Users of Bourns® products are responsible for ensuring compliance with safety-related requirements and standards applicable to their devices or applications.

Bourns® products are not recommended, authorized or intended for use in nuclear, lifesaving, life-critical or life-sustaining applications, nor in any other applications where failure or malfunction may result in personal injury, death, or severe property or environmental damage. Unless expressly and specifically approved in writing by two authorized Bourns representatives on a case-by-case basis, use of any Bourns® products in such unauthorized applications might not be safe and thus is at the user’s sole risk. Life-critical applications include devices identified by the U.S. Food and Drug Administration as Class III devices and generally equivalent classifications outside of the United States.

Bourns expressly identifies those Bourns® standard products that are suitable for use in automotive applications on such products’ data sheets in the section entitled “Applications.” Unless expressly and specifically approved in writing by two authorized Bourns representatives on a case-by-case basis, use of any other Bourns® standard products in an automotive application might not be safe and thus is not recommended, authorized or intended and is at the user’s sole risk. If Bourns expressly identifies a sub-category of automotive application in the data sheet for its standard products (such as infotainment or lighting), such identification means that Bourns has reviewed its standard product and has determined that if such Bourns® standard product is considered for potential use in automotive applications, it should only be used in such sub-category of automotive applications. Any reference to Bourns® standard product in the data sheet as compliant with the AEC-Q standard or “automotive grade” does not by itself mean that Bourns has approved such product for use in an automotive application.

Bourns® standard products are not tested to comply with United States Federal Aviation Administration standards generally or any other generally equivalent governmental organization standard applicable to products designed or manufactured for use in aircraft or space applications. Bourns expressly identifies Bourns® standard products that are suitable for use in aircraft or space applications on such products’ data sheets in the section entitled “Applications.” Unless expressly and specifically approved in writing by two authorized Bourns representatives on a case-by-case basis, use of any other Bourns® standard product in an aircraft or space application might not be safe and thus is not recommended, authorized or intended and is at the user’s sole risk.

The use and level of testing applicable to Bourns® custom products shall be negotiated on a case-by-case basis by Bourns and the user for which such Bourns® custom products are specially designed. Absent a written agreement between Bourns and the user regarding the use and level of such testing, the above provisions applicable to Bourns® standard products shall also apply to such Bourns® custom products.

Users shall not sell, transfer, export or re-export any Bourns® products or technology for use in activities which involve the design, development, production, use or stockpiling of nuclear, chemical or biological weapons or missiles, nor shall they use Bourns® products or technology in any facility which engages in activities relating to such devices. The foregoing restrictions apply to all uses and applications that violate national or international prohibitions, including embargos or international regulations. Further, Bourns® products and Bourns technology and technical data may not under any circumstance be exported or re-exported to countries subject to international sanctions or embargoes. Bourns® products may not, without prior authorization from Bourns and/or the U.S. Government, be resold, transferred, or re-exported to any party not eligible to receive U.S. commodities, software, and technical data.

To the maximum extent permitted by applicable law, Bourns disclaims (i) any and all liability for special, punitive, consequential, incidental or indirect damages or lost revenues or lost profits, and (ii) any and all implied warranties, including implied warranties of fitness for particular purpose, non-infringement and merchantability.

For your convenience, copies of this Legal Disclaimer Notice with German, Spanish, Japanese, Traditional Chinese and Simplified Chinese bilingual versions are available at:

Web Page: <http://www.bourns.com/legal/disclaimers-terms-and-policies>

PDF: <http://www.bourns.com/docs/Legal/disclaimer.pdf>

Looking for pricing, stock, or lifecycle information?

Click below to explore more details on WIN SOURCE:

 [View 95A1D-Z28-EA0/300L on WIN SOURCE](#)

 [Bourns Inc. Information](#)

Optimize Your Supply Chain with WIN SOURCE Solutions

-  Global Sourcing Solution
-  Obsolete Management
-  Cost Control Management
-  Shortage Management
-  Alternative Solution
-  Excess Inventory Management