




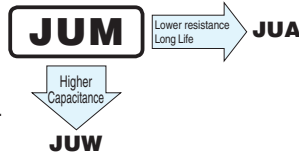
**THE DATASHEET OF  
JUMT1226MHD**



# JUM

Radial Lead Type, Standard

- Standard type (2.7V).
- Suitable for quick charge and discharge.
- Wide temperature range (− 25 to +70°C).
- Compliant to the RoHS directive (2011/65/EU,(EU)2015/863).

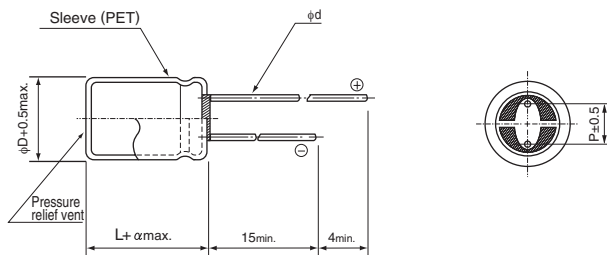


Products which are scheduled to be discontinued.  
Not recommended for new designs.

## Specifications

Item	Performance Characteristics	
Category Temperature Range	− 25 to +70°C	
Rated Voltage Range	2.7V	
Rated Capacitance Range	1 to 47F See Note	
Capacitance Tolerance	±20% , 20°C	
Stability at Low Temperature	Capacitance (− 25°C) / Capacitance (+20°C) ×100 ≥ 70%    ESR (− 25°C) / ESR (+20°C) ≤ 4	
ESR, DCR*	Refer to the table below (20°C). *DC internal resistance	
Endurance	Capacitance change	Within ±30% of the initial capacitance value
	ESR	300% or less than the initial specified value
Shelf Life	Capacitance change	Within ±30% of the initial capacitance value
	ESR	300% or less than the initial specified value
Humidity Endurance	Capacitance change	Within ±30% of the initial capacitance value
	ESR	300% or less than the initial specified value
Marking	Printed with white color letter on black sleeve.	

## Drawing

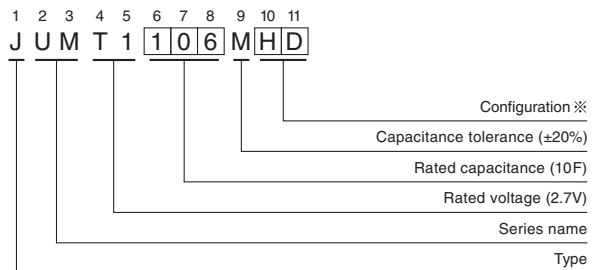


	(mm)				
φD	8	10	12.5	16	18
P	3.5	5.0	5.0	7.5	7.5
φd	0.6	0.6	0.6*	0.8	0.8

※ In case L>25 for the φ12.5 dia unit, lead dia φd=0.8

α	(φD < 10) 1.5
	(φD ≥ 10) 2.0

## Type numbering system (Example : 2.7V 10F)



※ Configuration

φ D	Pb-free lead finishing Pb-free PET sleeve
8 - 10	PD
12.5 to 18	HD

- Please refer to the Guidelines for Aluminum Electrolytic Capacitors for end seal configuration information.

## Dimensions

Rated Voltage (Code)	Rated Capacitance (F)	Code	ESR (Ω) (at 1kHz)	DCR※ Typical (Ω)	Case size φ D × L (mm)
2.7V (T1)	1	105	1.8	3	8 × 11.5
	2.2	225	1.0	1.3	8 × 20
	3.3	335	0.6	1.0	10 × 20
	4.7	475	0.4	0.6	12.5 × 20
	10	106	0.2	0.25	12.5 × 31.5
	22	226	0.07	0.13	16 × 31.5
	33	336	0.06	0.08	18 × 31.5
	47	476	0.05	0.06	18 × 40

Note :

The capacitance calculated from discharge time (ΔT) with constant current (i) after 30minute charge with rated voltage (2.7V).

The discharge current (i) is 0.01 × rated capacitance (F).

The discharge time (ΔT) measured between 2V and 1V with constant current.

The capacitance calculated below.

$$\text{Capacitance (F)} = i \times \Delta T$$

※ The listed DCR value is typical and therefore not a guaranteed value.

## Looking for pricing, stock, or lifecycle information?

Click below to explore more details on WIN SOURCE:

 [View JUMT1226MHD on WIN SOURCE](#)

 [Nichicon Information](#)

## Optimize Your Supply Chain with WIN SOURCE Solutions

-  Global Sourcing Solution
-  Obsolete Management
-  Cost Control Management
-  Shortage Management
-  Alternative Solution
-  Excess Inventory Management