



THE DATASHEET OF
3414.0124.26



Surface Mount Fuse, 1.05 x 0.55 mm, Super-Quick-Acting FF, 32 VDC



UL 248-14 · 32VDC · Super-Quick-Acting FF

See below:
[Approvals and Compliances](#)

Description

- UL characteristic
- Low melting I²t-values, fast interruption
- Marking optional
- Impermeable to potting compound

Unique Selling Proposition

- Space constrained applications

Applications

- Secondary Protection
- Circuits without inrush
- Semiconductor protection
- Digital Consumer Electronics

Weblinks

[pdf data sheet](#), [html datasheet](#), [General Product Information](#), [Distributor-Stock-Check](#), [Detailed request for product](#), [Microsite](#)

Technical Data

Rated Voltage	32VDC
Rated current	0.25 - 5A
Breaking Capacity	35A
Characteristic	Super-Quick-Acting FF
Mounting	PCB,SMT
Admissible Ambient Temp.	-55°C to 90°C
Climatic Category	55/125/21 acc. to IEC 60068-1
Material: Housing	Thermoplastic
Material: Terminals	Gold-Plated Copper Alloy
Unit Weight	0.004 g
Storage Conditions	0°C to 60°C, max. 70% r.h.
Product Marking	see table of variants

Soldering Methods	Reflow Soldering Profile
Solderability	245 °C / 3 sec acc. to IEC 60068-2-58, Test Td
Resistance to Soldering Heat	260 +0/-5 °C / 30 sec acc. to IPC/JEDEC J-STD-020D, Level 1
Moisture Sensitivity Level	MSL 1, J-STD-020
Case Resistance	acc. to EIA/IS-722, Test 4.7 >100 MΩ (between leads and body)
Flammability	min. UL 94V-1 (acc. to EIA/IS-722, Test 4.12)
Moisture Sensitivity Level	MIL-STD-202, Method 106 (50 cycles in a temp./mister chamber)
Resistance to Solvents	MIL-STD-202, Method 215
Terminal Strength	MIL-STD-202, Method 211A (Deflection of board 1 mm for 1 minute)

Approvals and Compliances


Detailed information on product approvals, code requirements, usage instructions and detailed test conditions can be looked up in [Details about Approvals](#)

SCHURTER products are designed for use in industrial environments. They have approvals from independent testing bodies according to national and international standards. Products with specific characteristics and requirements such as required in the automotive sector according to IATF 16949, medical technology according to ISO 13485 or in the aerospace industry can be offered exclusively with customer-specific, individual agreements by SCHURTER.

Approvals



The approval mark is used by the testing authorities to certify compliance with the safety requirements placed on electronic products.

Approval Reference Type: USF 0402

Approval Logo	Certificates	Certification Body	Description
	UL Approvals	UL	UR File Number:
	CSA Approvals	CSA	CSA Certification Record: 248899


Product standards

Product standards that are referenced

Organization	Design	Standard	Description
	Designed according to	UL 248-14	Low voltage fuses - Part 14: Supplemental fuses
	Designed according to	CSA22.2 No. 248.14	Low-Voltage Fuses - Part 14: Supplemental Fuses




Application standards

Application standards where the product can be used

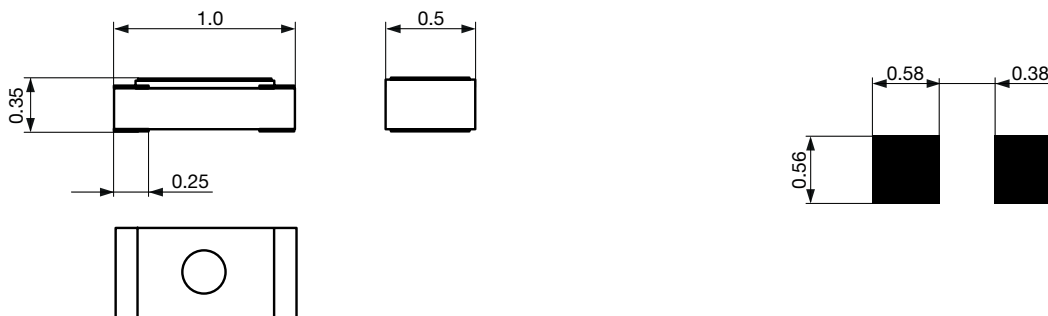
Organization	Design	Standard	Description
	Suitable for applications acc.	IEC/UL 62368-1	Audio/video, information and communication technology equipment - Part 1: Safety requirements

Compliances

The product complies with following Guide Lines

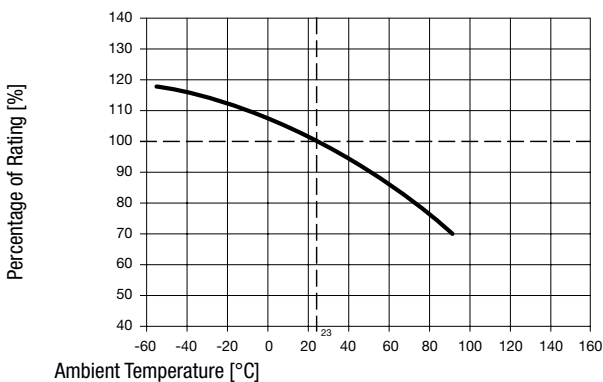
Identification	Details	Initiator	Description
	RoHS	SCHURTER AG	Directive RoHS 2011/65/EU, Amendment (EU) 2015/863
	Halogen Free	SCHURTER AG	SCHURTER strives to offer our customers halogen free products.
	REACH	SCHURTER AG	On 1 June 2007, Regulation (EC) No 1907/2006 on the Registration, Evaluation, Authorization and Restriction of Chemicals 1 (abbreviated as "REACH") entered into force.

Dimension [mm]



Soldering pads

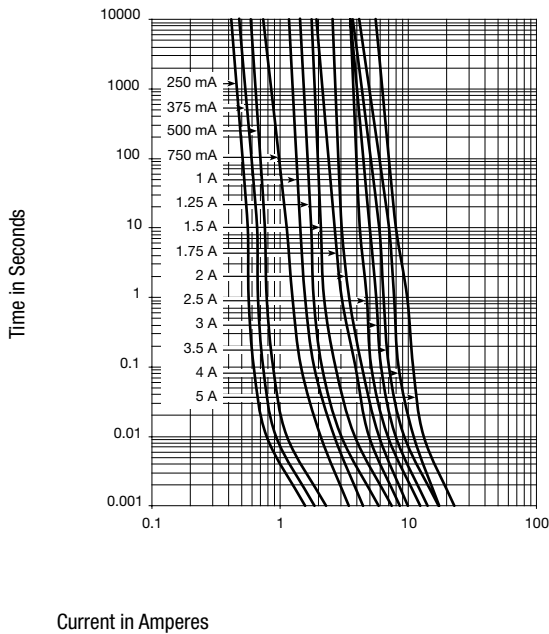
Derating Curves


















Pre-Arcing Time

Rated Current I _n	1.0 x I _n min	2.0 x I _n max	3.0 x I _n max
0.25 A	4 h	-	5 s
0.375 A - 5 A	4 h	5 s	0.2 s

Time-Current-Curves



Variants

Rated Current [A]	Rated Voltage [VDC]	Marking	Breaking Capacity	Power Dissipation 1.0 I _n typ. [mW]	Voltage Drop 1.0 I _n typ. [mV]	Cold Resistance typ. [mΩ]	Melting I ² t at 1 ms typ. [A ² s]		Order Number
0.25	32		1)	23	92	360	0.0025	● ●	3414.0111.26
0.375	32		1)	32	85	193	0.0035	● ●	3414.0112.26
0.5	32		1)	47	93	160	0.0053	● ●	3414.0113.26
0.75	32		1)	76	102	105	0.012	● ●	3414.0114.26
1	32		1)	87	88	73	0.02	● ●	3414.0115.26
1.25	32		1)	120	96	60	0.035	● ●	3414.0116.26
1.5	32		1)	130	87	47	0.056	● ●	3414.0117.26
1.75	32		1)	142	81	39	0.075	● ●	3414.0118.26
2	32		1)	141	71	30	0.1	● ●	3414.0119.26
2.5	32		1)	138	55	20	0.156	● ●	3414.0120.26
3	32		1)	187	61	17	0.2032	● ●	3414.0121.26
3.5	32		1)	202	58	15	0.3017	● ●	3414.0122.26
4	32		1)	228	57	10.5	0.3084	● ●	3414.0123.26
5	32		1)	262	52	8.5	0.531	● ●	3414.0124.26

1) 35 A @ 32 VDC

Availability for all products can be searched real-time: <https://www.schurter.com/en/info-center/support-tools/stock-check-distributors>

Packaging Unit


acc. IEC 60286-3 Type 1b

.xx = .26

10000 pcs. in tape [W: 8mm and P1: 2mm] on reel [A: 18cm]

Looking for pricing, stock, or lifecycle information?

Click below to explore more details on WIN SOURCE:

 [View 3414.0124.26 on WIN SOURCE](#)

 [Schurter Inc. Information](#)

Optimize Your Supply Chain with WIN SOURCE Solutions

-  Global Sourcing Solution
-  Obsolete Management
-  Cost Control Management
-  Shortage Management
-  Alternative Solution
-  Excess Inventory Management