



**THE DATASHEET OF
ECS-CR2-20.00-A-TR**



The ECS-CR2-A Chip Type SMD ceramic resonator is an excellent low cost frequency control solution when absolute frequency accuracy is not important.

Request a Sample

OPERATING CONDITIONS / ELECTRICAL CHARACTERISTICS



Part Number *	Frequency Range (MHz)	Frequency Accuracy @25°C (%)	Frequency Stability -20 ~ +80°C (%)	Aging for Ten Years (%)	ESR (Ω) MAX	Insulation Resistance @ 10VDC
ECS-CR2-□□.□□-A	8.00 ~ 13.00	±0.5	±0.3	±0.3	40	100 M Ω Min.
ECS-CR2-□□.□□-A	13.10 ~ 40.00	±0.5	±0.3	±0.3	40	100 M Ω Min.

Complete part number to include frequency

- Chip Type SMD package
- RoHS Compliant (Note 7 Exemption)
- Tape and Reel Packaging

Part Numbering Guide: ECS-CR2-20.00-A-TR

ECS	Series	Frequency	Version	Packaging
ECS	CR2 = 8 ~ 13 MHz CR2 = 13.1 ~ 40 MHz	20.00 = 20.00 MHz	A = 2 Pad Version	TR = Tape & Reel 1K/Reel

Package Dimensions (mm)

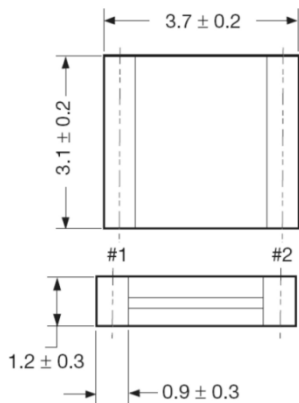


Figure 1) Top and Side Views

Pin Connections	
#1	In/Out
#2	Out/In

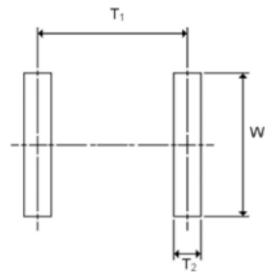




Figure 2) Land Pattern

Dimensions (mm)		
T1	T2	W1
3.0 ± 0.2	0.7 ± 0.2	4.1 ± 0.2

Looking for pricing, stock, or lifecycle information?

Click below to explore more details on WIN SOURCE:

-  [View ECS-CR2-20.00-A-TR on WIN SOURCE](#)
-  [ECS Inc. Information](#)

Optimize Your Supply Chain with WIN SOURCE Solutions

-  Global Sourcing Solution
-  Obsolete Management
-  Cost Control Management
-  Shortage Management
-  Alternative Solution
-  Excess Inventory Management