



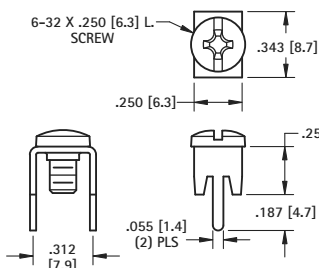
# PC SCREW TERMINALS

## LOW PROFILE VERTICAL TYPE



7778-7

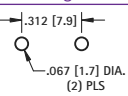
- Color coded screws available (add color screw suffix to Cat. No.)



### SPECIFICATIONS

**Rated:** 15 Amps  
**Terminal:** .032 (.81) Brass, Matte Tin Plate  
**Binding Head Screw:** Brass, Nickel Plate

### Mounting Detail



**CAT. NO. 7784** (No Screw Supplied)

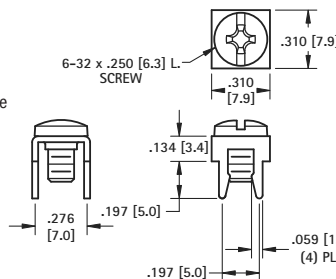
**CAT. NO. 8198** (Screw Supplied Unassembled)

**CAT. NO. 7778** (Screw Installed & Captivated)



7775-2

- Color coded screws available (add color screw suffix to Cat. No.)

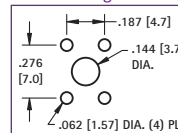


**CAT. NO. 7785** (No Screw Supplied)

**CAT. NO. 8195** (Screw Supplied Unassembled)

**CAT. NO. 7775** (Screw Installed & Captivated)

### Mounting Detail



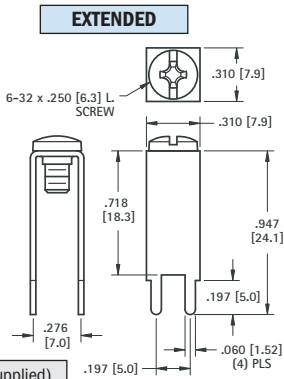
## VERTICAL TYPE



7699-6

### PC MOUNT

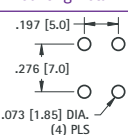
- Color coded screws available (add color screw suffix to Cat. No.)



### SPECIFICATIONS

**Rated:** 15 Amps  
**Terminal:** .032 (.81) Brass, Matte Tin Plate  
**Binding Head Screw:** Brass, Nickel Plate

### Mounting Detail



**CAT. NO. 7789** (No Screw Supplied)

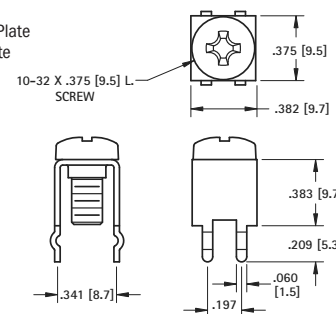
**CAT. NO. 7697** (Screw Supplied Unassembled)

**CAT. NO. 7699** (Screw Installed & Captivated)

### HEAVY DUTY



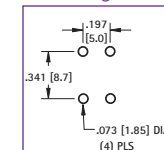
8174



**CAT. NO. 7791** (No Screw Supplied)

**CAT. NO. 8174** (Screw Supplied Unassembled)

### Mounting Detail



## 30 AMP - VERTICAL



8199-6

- Combination drive, binding head screw
- Color coded screws available (add color screw suffix to Cat. No.)

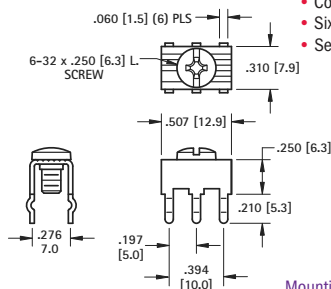
### SPECIFICATIONS

**Rated:** 30 Amps  
**Terminal:** .032 (.81) Brass, Matte Tin Plate  
**Binding Head Screw:** Brass, Nickel Plate

**CAT. NO. 7786** (No Screw Supplied)

**CAT. NO. 8197** (Screw Supplied Unassembled)

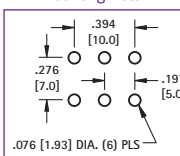
**CAT. NO. 8199** (Screw Installed & Captivated)



### PRINCIPAL FEATURES

- Compact, heavy duty design
- Six snap-in legs for total stability
- Serrated top surface secures connection

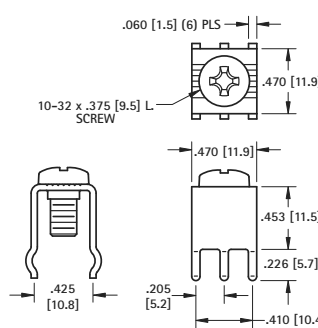
### Mounting Detail



### HEAVY DUTY



8196



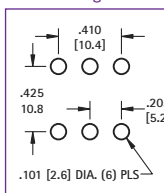
### SPECIFICATIONS

**Rated:** 30 Amps  
**Terminal:** .045 (1.14) Brass, Matte Tin Plate  
**Screw:** Stainless Steel

**CAT. NO. 7787** (No Screw Supplied)

**CAT. NO. 8196** (Screw Supplied Unassembled)

### Mounting Detail



## COLOR CODED SCREW TERMINAL SELECTION GUIDE



### Color Coded Screw Terminals provide:

- Quick identification
- Visibility for field service troubleshooting

### SPECIFICATIONS

#### Combination Binding Head:

Standard screw is Brass, Nickel Plate. For painted, color head, add suffix as shown.



**COLOR SELECTION:**  
 Select desired screw terminal and add color suffix to the screw terminal Cat. No.

HEAD COLOR	SUFFIX
RED	-2
BLACK	-3
WHITE	-4
BLUE	-5
GREEN	-6
YELLOW	-7
NICKEL	none



**CAT. NO. COLOR SUFFIX**  
 Ex: XXXX -X



Refer to page 133 for color screws only

## Looking for pricing, stock, or lifecycle information?

Click below to explore more details on WIN SOURCE:

-  [View 7778 on WIN SOURCE](#)
-  [Keystone Electronics Information](#)

## Optimize Your Supply Chain with WIN SOURCE Solutions

-  Global Sourcing Solution
-  Obsolete Management
-  Cost Control Management
-  Shortage Management
-  Alternative Solution
-  Excess Inventory Management