



**THE DATASHEET OF
474MMR400K**





Metallized Polyester Film Capacitors

Radial Leaded, Epoxy Dipped

FEATURES

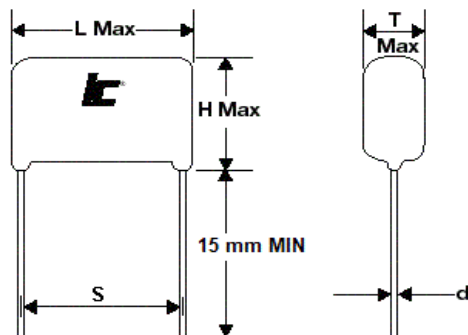
Small Size - High Voltage - General Purpose

APPLICATIONS

General Purpose - Bypass - Coupling - Blocking

Operating Temperature Range	-40°C to +105°C				
Capacitance Tolerance	±10% at 1 kHz, 25°C +5% optional				
Peak, AC voltage (50/60 Hz)	WVDC	100	250	400	630
	VAC	63	160	200	220
For T>+85°C, The voltage must be decreased by 1.25% per °C					
Dissipation Factor (MAX) 25°C	Frequency (kHz)	Dissipation Factor			
	1	1.0%			
	10	1.5%			
Insulation Resistance @25°C (<70% RH) for 1 minute at 100VDC applied	Capacitance	Insulation Resistance			
	<0.33µF	9000 MΩ			
	>0.33µF	3000 MΩxµF			
Load Life	2000 Hours, +85°C with 125% of rated voltage				
	Capacitance Change	<5% of initially measured value			
	Dissipation Factor	<0.005 at 1kHz and 25°C			
Damp Heat test	1000 Hours, 93%RH (+/-2%), +40°C and no voltage applied				
	Capacitance Change	<5% of initially measured value			
	Dissipation Factor	<0.005 at 1kHz and 25°C			
Self Inductance	1000 Hours, 93%RH (+/-2%), +40°C and no voltage applied				
	Capacitance Change	<5% of initially measured value			
	Dissipation Factor	<0.005 at 1kHz and 25°C			
Capacitance Drift Factor	1000 Hours, 93%RH (+/-2%), +40°C and no voltage applied				
	Capacitance Change	<5% of initially measured value			
	Dissipation Factor	<0.005 at 1kHz and 25°C			
Capacitance Temperature Coefficient	1000 Hours, 93%RH (+/-2%), +40°C and no voltage applied				
	Capacitance Change	<5% of initially measured value			
	Dissipation Factor	<0.005 at 1kHz and 25°C			
Dielectric Strength	<1 nano-Henry per mm of body length and lead length				
	160% of VDC applied for 2 Seconds and 25°C				
	Terminal to Terminal				
Dielectric	Polyester				
	Metallized film				
	Flame Retardant epoxy resin (UL94V0)				
Construction	Lead free Tinned Leads				
	Lead free Tinned Leads				
	Lead free Tinned Leads				

Special Order Options



L MAX	10.5	12	18.5	26	31
S+1.0	7.5	10	15	22.5	27.5
G MAX	1.5	1.5	1.5	1.5	1.5
d +0.05	0.6	0.6	0.8	0.8	0.8

MMR



Small Size Epoxy Dipped Metallized Polyester Radial Lead

WVDC	Capacitance (µF)	IC PART NUMBER	dv/dt (v/µ sec.)	Dims LxHxT (mm)	S (MM)	d (MM)
100	0.15	154MMR100K	35	10.3x7.5x4.5	7.5	0.6
100	0.22	224MMR100K	35	10.3x8x5	7.5	0.6
100	0.33	334MMR100K	35	10.3x10.7x6	7.5	0.6
100	0.68	684MMR100K	30	12x13x6	10	0.6
100	1	105MMR100K	30	12x14x6.7	10	0.6
100	1.5	155MMR100K	20	18.5x13.4x6	15	0.8
100	2.2	225MMR100K	20	18.5x15x7	15	0.8
100	3.3	335MMR100K	20	18.5x16.5x8.5	15	0.8
100	4.7	475MMR100K	10	26x17x7.5	22.5	0.8
100	5.6	565MMR100K	10	26x18.5x8.3	22.5	0.8
100	6.8	685MMR100K	10	26x18.5x9	22.5	0.8
100	8.2	825MMR100K	10	26x21x10	22.5	0.8
100	10	106MMR100K	10	26x21x11.5	22.5	0.8
250	0.01	103MMR250K	80	10.3x7.5x4.3	7.5	0.6
250	0.015	153MMR250K	80	10.3x7.5x4.4	7.5	0.6
250	0.022	223MMR250K	80	10.3x7.5x4.4	7.5	0.6
250	0.033	333MMR250K	80	10.3x7.5x4.5	7.5	0.6
250	0.047	473MMR250K	80	10.3x7.5x4.5	7.5	0.6
250	0.068	683MMR250K	80	10.3x7.5x4.5	7.5	0.6
250	0.1	104MMR250K	80	10.3x8.4x5.8	7.5	0.6
250	0.15	154MMR250K	80	10.3x10.8x6	7.5	0.6
250	0.22	224MMR250K	110	12x10.5x5.5	10	0.6
250	0.33	334MMR250K	110	12x12x6.5	10	0.6
250	0.47	474MMR250K	45	18.5x12.5x5.3	15	0.8
250	0.68	684MMR250K	45	18.5x13.5x6	15	0.8
250	1	105MMR250K	45	18.5x15x7.4	15	0.8
250	1.5	155MMR250K	45	18.5x16.8x9	15	0.8
250	2.2	225MMR250K	20	26x16.3x8.5	22.5	0.8
250	3.3	335MMR250K	20	26x18x10.3	22.5	0.8
250	4.7	475MMR250K	20	26x21.5x12	22.5	0.8
250	5.6	565MMR250K	15	31x22x11.8	27.5	0.8
250	6.8	685MMR250K	15	31x22.4x13	27.5	0.8

WVDC	Capacitance (µF)	IC PART NUMBER	dv/dt (v/µ sec.)	Dims LxHxT (mm)	S (MM)	d (MM)
250	8.2	825MMR250K	15	31x24.5x14.3	27.5	0.8
250	10	106MMR250K	15	31x25.8x15.9	27.5	0.8
400	0.01	103MMR400K	190	10.3x7.4x4.3	7.5	0.6
400	0.015	153MMR400K	190	10.3x7.5x4.4	7.5	0.6
400	0.022	223MMR400K	190	10.3x7.9x4.8	7.5	0.6
400	0.033	333MMR400K	190	10.3x9x6	7.5	0.6
400	0.047	473MMR400K	160	12x8.3x5	10	0.6
400	0.068	683MMR400K	160	12x10.5x5.4	10	0.6
400	0.1	104MMR400K	160	12x12x6.3	10	0.6
400	0.15	154MMR400K	65	18.5x12.4x5	15	0.8
400	0.22	224MMR400K	65	18.5x13x5.9	15	0.8
400	0.33	334MMR400K	65	18.5x14.9x7	15	0.8
400	0.47	474MMR400K	65	18.5x17x7.8	15	0.8
400	0.68	684MMR400K	30	26x16.5x7	22.5	0.8
400	1	105MMR400K	30	26x18x8.5	22.5	0.8
400	1.5	155MMR400K	25	31x19x9.5	27.5	0.8
400	2.2	225MMR400K	25	31x22x11	27.5	0.8
630	0.01	103MMR630K	200	12x7.5x4.5	10	0.6
630	0.015	153MMR630K	200	12x8.2x5	10	0.6
630	0.022	223MMR630K	200	12x10.5x5.3	10	0.6
630	0.033	333MMR630K	200	12x11.9x6	10	0.6
630	0.047	473MMR630K	200	12x13.5x6.5	10	0.6
630	0.068	683MMR630K	90	18.5x11x5.8	15	0.8
630	0.1	104MMR630K	90	18.5x14x6.3	15	0.8
630	0.15	154MMR630K	90	18.5x15.4x7.5	15	0.8
630	0.22	224MMR630K	90	18.5x16.5x9	15	0.8
630	0.33	334MMR630K	35	26x17x7.8	22.5	0.8
630	0.47	474MMR630K	35	26x18.5x9.3	22.5	0.8
630	0.68	684MMR630K	35	26x21x11.5	22.5	0.8
630	1	105MMR630K	30	31x21.9x12.5	27.5	0.8
630	1.5	155MMR630K	30	31x24.7x15.3	27.5	0.8
630	2.2	225MMR630K	30	31x29x19.5	27.5	0.8

Looking for pricing, stock, or lifecycle information?

Click below to explore more details on WIN SOURCE:

-  [View 474MMR400K on WIN SOURCE](#)
-  [Manufacturer Information](#)

Optimize Your Supply Chain with WIN SOURCE Solutions

-  Global Sourcing Solution
-  Obsolete Management
-  Cost Control Management
-  Shortage Management
-  Alternative Solution
-  Excess Inventory Management