



**THE DATASHEET OF  
1N4003-TP**



## Features

- Low Current Leakage
- Epoxy Meets UL 94 V-0 Flammability Rating
- Halogen Free Available Upon Request By Adding Suffix "-HF"
- Lead Free Finish/RoHS Compliant (Note1) ("P" Suffix Designates Compliant. See Ordering Information)

## Maximum Ratings

- Operating Junction Temperature Range: -55°C to +150°C
- Storage Temperature Range: -55°C to +150°C
- Typical Thermal Resistance: 35°C/W Junction to Case (Note 2)
- Typical Thermal Resistance: 25°C/W Junction to Lead (Note 2)
- Typical Thermal Resistance: 50°C/W Junction to Ambient (Note 2)

MCC Part Number	Device Marking	Maximum Recurrent Peak Reverse Voltage	Maximum RMS Voltage	Maximum DC Blocking Voltage
1N4001	1N4001	50V	35V	50V
1N4002	1N4002	100V	70V	100V
1N4003	1N4003	200V	140V	200V
1N4004	1N4004	400V	280V	400V
1N4005	1N4005	600V	420V	600V
1N4006	1N4006	800V	560V	800V
1N4007	1N4007	1000V	700V	1000V

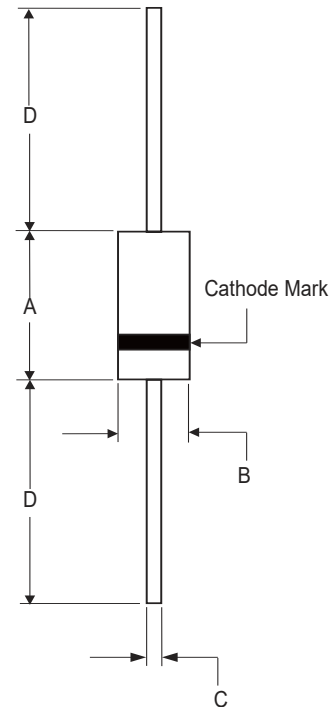
## Electrical Characteristics @ 25°C Unless Otherwise Specified

Average Forward Current	$I_{F(AV)}$	1.0A	$T_A=75^\circ\text{C}$
Peak Forward Surge Current	$I_{FSM}$	30A	8.3ms, Half Sine
Maximum Instantaneous Forward Voltage	$V_F$	1.0V	$I_{FM}=1.0\text{A}; T_J=25^\circ\text{C}(\text{Note } 3)$
Maximum DC Reverse Current At Rated DC Blocking Voltage	$I_R$	5.0 $\mu\text{A}$ 50 $\mu\text{A}$	$T_J=25^\circ\text{C}; T_J=125^\circ\text{C}$
Typical Junction Capacitance	$C_J$	15pF	Measured at 1.0MHz $V_R=4.0\text{V}$
Typical Reverse Recovery Time	$t_{rr}$	2.0 $\mu\text{s}$	$I_F=0.5\text{A}; I_R=1.0\text{A}; I_{rr}=0.25\text{A}$
Rating for fusing	$I^2t$	3.7A <sup>2</sup> S	$t < 8.3\text{ms}$
Maximum Full Load Reverse Current	$I_{R(AV)}$	30 $\mu\text{A}$	Full Cycle Average 0.375" Lead Length $T_L = 75^\circ\text{C}$

- Note: 1. High Temperature Solder Exemption Applied, See EU Directive Annex 7a.  
 2. At 0.375" Lead Length P.C.B. Mounted.  
 3. Pulse Test: Puls Width 300 usec, Duty Cycle 2%.

# 1.0 Amp Rectifier 50 to 1000 Volts

## DO-41



### DIMENSIONS

DIM	INCHES		MM		NOTE
	MIN	MAX	MIN	MAX	
A	0.160	0.205	4.10	5.20	
B	0.080	0.107	2.00	2.70	Φ
C	0.028	0.034	0.71	0.90	Φ
D	1.000	-----	25.40	-----	

## Curve Characteristics

Fig. 1 - Typical Instantaneous Forward Characteristics

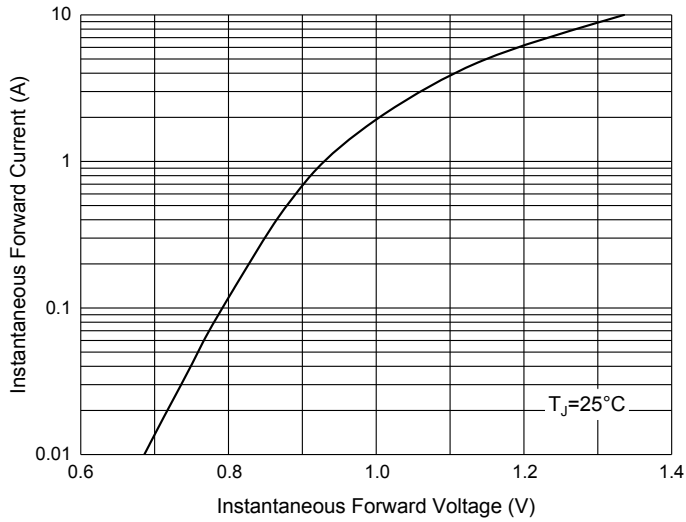


Fig. 2 - Typical Reverse Leakage Characteristics

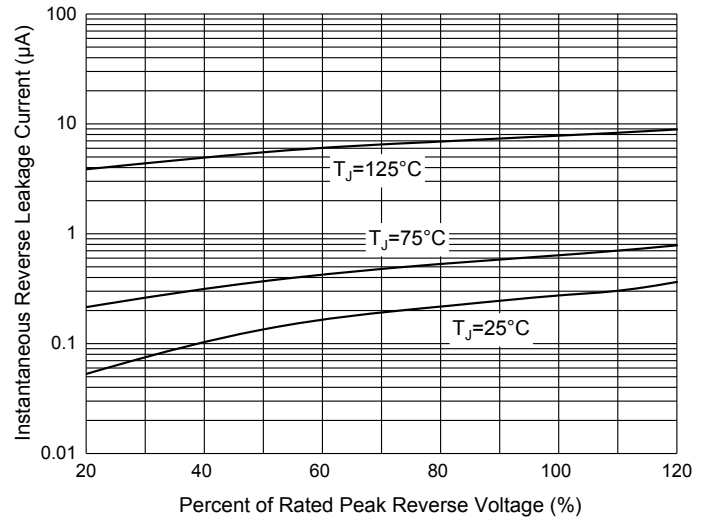


Fig. 3 - Forward Current Derating Curve

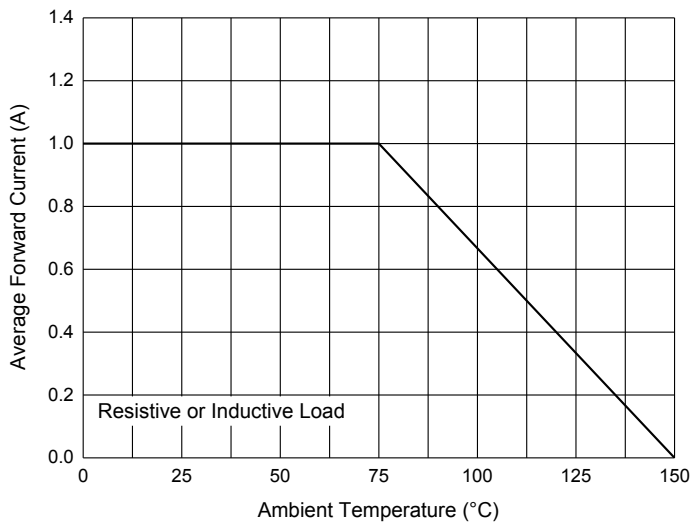
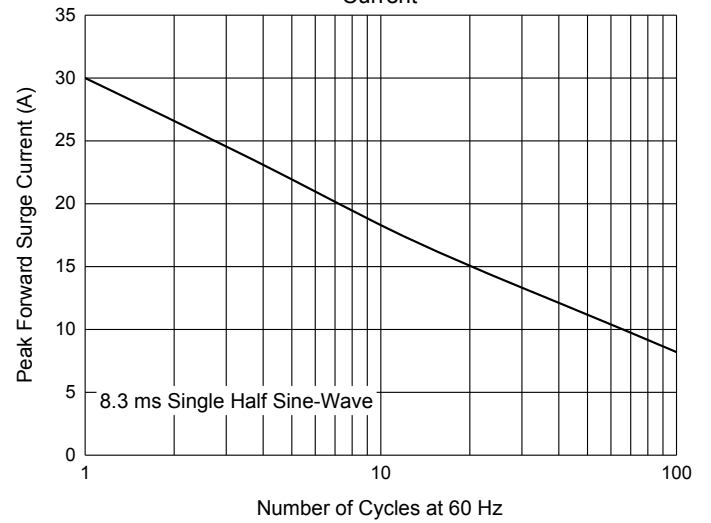


Fig. 4 - Maximum Non-Repetitive Peak Forward Surge Current



## Ordering Information

Device	Packing
(Part Number)-TP	Tape&Reel: 5Kpcs/Reel
(Part Number)-AP	Ammo Packing: 5Kpcs/Ammo Box
(Part Number)-BP	Bulk:1Kpcs/Box,50Kpcs/Carton

Note : Adding "-HF" Suffix For Halogen Free, eg. Part Number-TP-HF

### \*\*\*IMPORTANT NOTICE\*\*\*

**Micro Commercial Components Corp.** reserves the right to make changes without further notice to any product herein to make corrections, modifications , enhancements , improvements , or other changes . **Micro Commercial Components Corp** . does not assume any liability arising out of the application or use of any product described herein; neither does it convey any license under its patent rights ,nor the rights of others . The user of products in such applications shall assume all risks of such use and will agree to hold **Micro Commercial Components Corp** . and all the companies whose products are represented on our website, harmless against all damages. **Micro Commercial Components Corp.** products are sold subject to the general terms and conditions of commercial sale, as published at <https://www.mccsemi.com/Home/TermsAndConditions>.

### \*\*\*LIFE SUPPORT\*\*\*



MCC's products are not authorized for use as critical components in life support devices or systems without the express written approval of Micro Commercial Components Corporation.

### \*\*\*CUSTOMER AWARENESS\*\*\*

Counterfeiting of semiconductor parts is a growing problem in the industry. Micro Commercial Components (MCC) is taking strong measures to protect ourselves and our customers from the proliferation of counterfeit parts. MCC strongly encourages customers to purchase MCC parts either directly from MCC or from Authorized MCC Distributors who are listed by country on our web page cited below. Products customers buy either from MCC directly or from Authorized MCC Distributors are genuine parts, have full traceability, meet MCC's quality standards for handling and storage. **MCC will not provide any warranty coverage or other assistance for parts bought from Unauthorized Sources.** MCC is committed to combat this global problem and encourage our customers to do their part in stopping this practice by buying direct or from authorized distributors.

## Looking for pricing, stock, or lifecycle information?

Click below to explore more details on WIN SOURCE:

-  [View 1N4003-TP on WIN SOURCE](#)
-  [Micro Commercial Co Information](#)

## Optimize Your Supply Chain with WIN SOURCE Solutions

-  Global Sourcing Solution
-  Obsolete Management
-  Cost Control Management
-  Shortage Management
-  Alternative Solution
-  Excess Inventory Management