



**THE DATASHEET OF
RB500V-40 RRG**



100mA, 45V Low V_F Schottky Barrier Diode

FEATURES

- Designed for mounting on small surface
- Low Capacitance
- Low forward voltage drop
- Moisture sensitivity level: level 1, per J-STD-020
- RoHS Compliant
- Halogen-free

APPLICATIONS

- Adapters
- For switching power supply
- Low stored charge
- Inverter

MECHANICAL DATA

- Case: SOD-323F
- Molding compound meets UL 94V-0 flammability rating
- Terminal: Matte tin plated leads, solderable per J-STD-002
- Meet JESD 201 class 1A whisker test
- Polarity: Indicated by cathode band
- Weight: 4.60mg (approximately)

KEY PARAMETERS		
PARAMETER	VALUE	UNIT
I_F	100	mA
V_{RRM}	45	V
I_{FSM}	1	A
V_F at $I_F = 10\text{mA}$	0.45	V
$T_{J\text{MAX}}$	125	°C
Package	SOD-323F	
Configuration	Single die	



SOD-323F



ABSOLUTE MAXIMUM RATINGS ($T_A = 25^\circ\text{C}$ unless otherwise noted)			
PARAMETER	SYMBOL	RB500V-40	UNIT
Marking code on the device		S9	
Peak reverse voltage	V_{RM}	45	V
Reverse voltage	V_R	40	V
Forward current	I_F	100	mA
Non-repetitive peak forward surge current	I_{FSM}	1	A
	$t = 8.3\text{ms}$		
Junction temperature range	T_J	-40 to +125	°C
Storage temperature range	T_{STG}	-40 to +125	°C

THERMAL PERFORMANCE			
PARAMETER	SYMBOL	LIMIT	UNIT
Junction-to-ambient thermal resistance	$R_{\theta JA}$	500	°C/W

ELECTRICAL SPECIFICATIONS ($T_A = 25^\circ\text{C}$ unless otherwise noted)					
PARAMETER	CONDITIONS	SYMBOL	TYP	MAX	UNIT
Reverse Breakdown Voltage	$I_R = 100\mu\text{A}, T_J = 25^\circ\text{C}$	V_{BR}	45	-	V
Forward voltage ⁽¹⁾	$I_F = 10\text{mA}, T_J = 25^\circ\text{C}$	V_F	-	0.45	V
Reverse current @ V_R ⁽²⁾	$V_R = 10\text{V}, T_J = 25^\circ\text{C}$	I_R	-	1	μA
Junction capacitance	1MHz, $V_R = 10\text{V}$	C_J	-	6	pF

Notes:

1. Pulse test with PW = 0.3ms
2. Pulse test with PW = 30ms

ORDERING INFORMATION		
ORDERING CODE⁽¹⁾	PACKAGE	PACKING
RB500V-40 RR	SOD-323F	3,000 / 7" Tape & Reel
RB500V-40 RRG	SOD-323F	3,000 / 7" Tape & Reel
RB500V-40 R9	SOD-323F	10,000 / 13" Tape & Reel
RB500V-40 R9G	SOD-323F	10,000 / 13" Tape & Reel

Notes:

1. "G" means green compound

CHARACTERISTICS CURVES

($T_A = 25^\circ\text{C}$ unless otherwise noted)

Fig.1 Forward Current Derating Curve

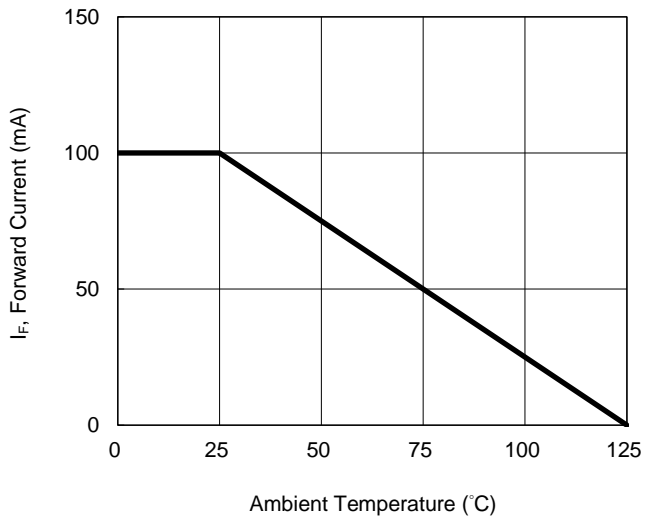


Fig.2 Typical Forward Characteristics

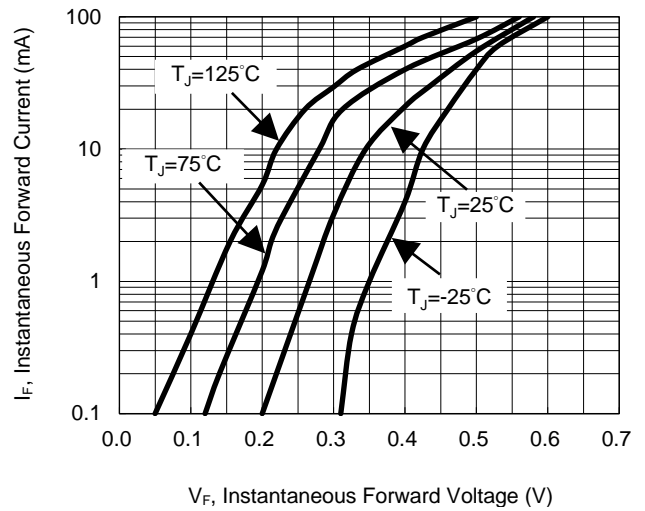


Fig.3 Typical Reverse Characteristics

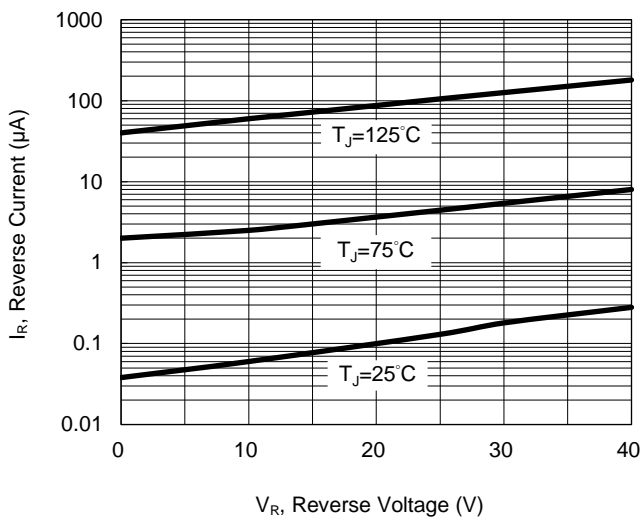
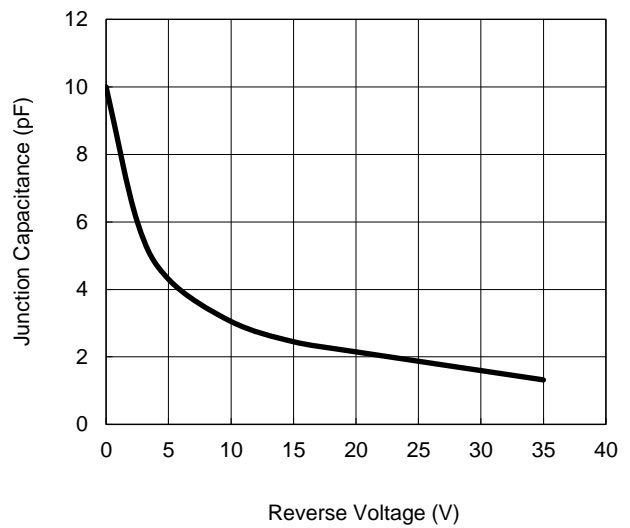
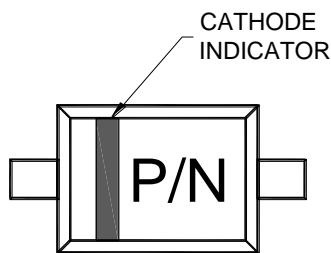
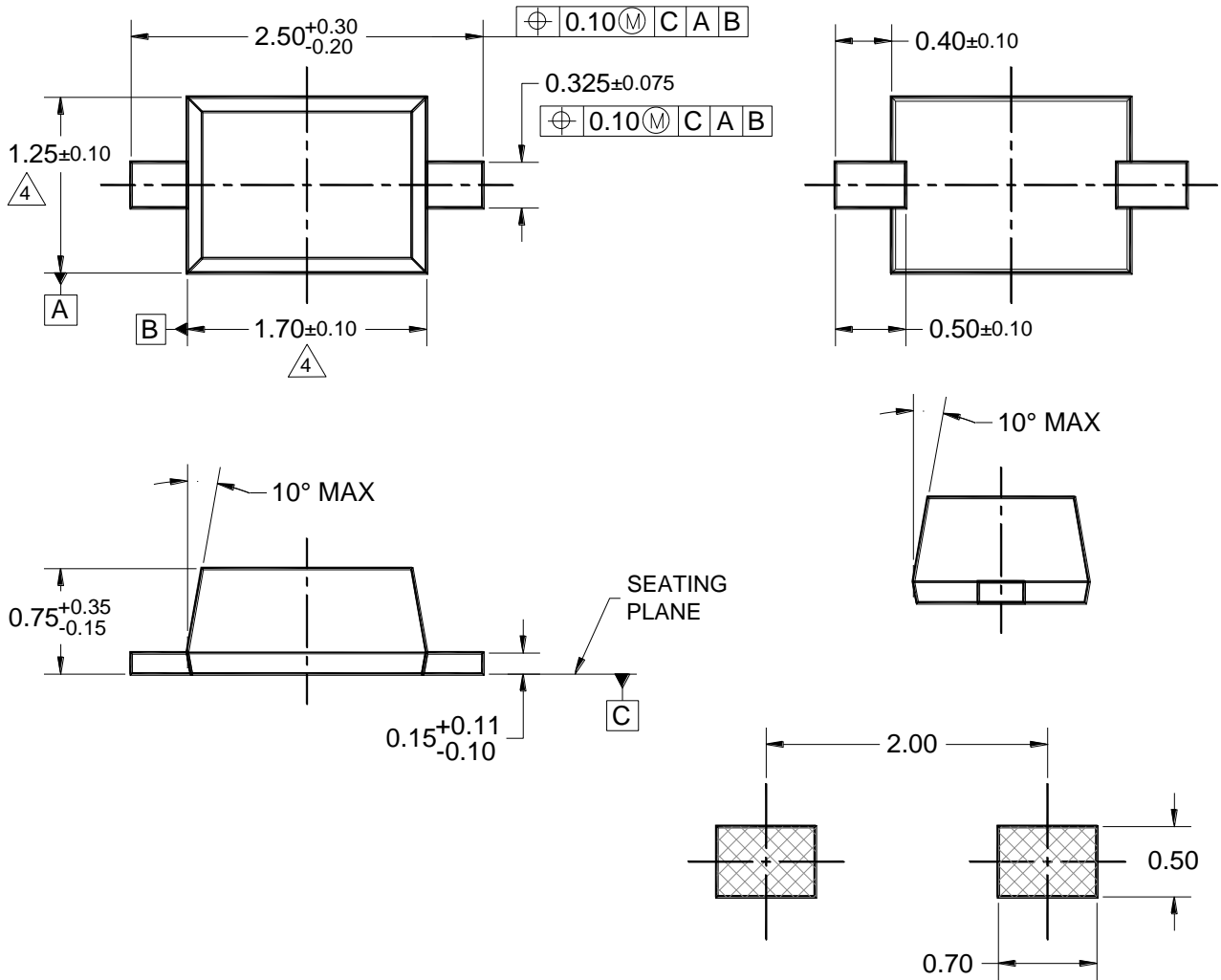


Fig.4 Typical Junction Capacitance



PACKAGE OUTLINE DIMENSIONS

SOD-323F



MARKING DIAGRAM

P/N = MARKING CODE

SUGGESTED PAD LAYOUT

NOTES: UNLESS OTHERWISE SPECIFIED

1. ALL DIMENSIONS ARE IN MILLIMETERS.
2. DIMENSIONING AND TOLERANCING PER ASME Y14.5M-1994.
3. PACKAGE OUTLINE REFERENCE: EIAJ ED-7500A-1, SC-90.

- 4** MOLDED PLASTIC BODY LATERAL DIMENSIONS DO NOT INCLUDE MOLD FLASH, PROTRUSIONS OR GATE BURRS.

5. DWG NO. REF: HQ2SD07-SOD323F-018 REV A.

Notice

Specifications of the products displayed herein are subject to change without notice. TSC or anyone on its behalf assumes no responsibility or liability for any errors or inaccuracies.

Purchasers are solely responsible for the choice, selection, and use of TSC products and TSC assumes no liability for application assistance or the design of Purchasers' products.

Information contained herein is intended to provide a product description only. No license, express or implied, to any intellectual property rights is granted by this document. Except as provided in TSC's terms and conditions of sale for such products, TSC assumes no liability whatsoever, and disclaims any express or implied warranty, relating to sale and/or use of TSC products including liability or warranties relating to fitness for a particular purpose, merchantability, or infringement of any patent, copyright, or other intellectual property right.

The products shown herein are not designed for use in medical, life-saving, or life-sustaining applications. Customers using or selling these products for use in such applications do so at their own risk and agree to fully indemnify TSC for any damages resulting from such improper use or sale.

Looking for pricing, stock, or lifecycle information?

Click below to explore more details on WIN SOURCE:

- [⊖ View RB500V-40 RRG on WIN SOURCE](#)
- [⊖ Taiwan Semiconductor Information](#)

Optimize Your Supply Chain with WIN SOURCE Solutions

- ✓ Global Sourcing Solution
- ✓ Obsolete Management
- ✓ Cost Control Management
- ✓ Shortage Management
- ✓ Alternative Solution
- ✓ Excess Inventory Management