

DC Pass, High Power

Power Splitter/Combiner ZC2PD-02263-S+

2 Way-0° 50Ω 2000 to 26500 MHz

The Big Deal

- Super wideband, 2 to 26.5 GHz
- Low insertion loss, 0.6 dB typ.
- High Isolation, 31 dB typ.
- 20W power handling
- Low amplitude unbalance, 0.04 dB typ.



CASE STYLE: UU2623

Product Overview

Mini-Circuits' ZC2PD-02263-S+ is a super wideband 2-way 0° splitter/combiner providing coverage from 2 to 26.5 GHz, supporting a wide range of applications including 5G, Ku-Band, K-Band, instrumentation and many more. This model provides 20W power handling as a splitter and very low insertion loss across the entire operating frequency range, minimizing power dissipation and delivering excellent signal power transmission from input to output. The ZC2PD-02263-S+ comes housed in a case measuring 1.04 x 1.79 x 0.05" with super SMA connectors.

Key Features

Feature	Advantages
Ultra-wideband, 2 to 26.5 GHz	Extremely wide frequency range supports many broadband applications in a single model.
Low insertion loss, 0.6 dB typ.	The combination of 20W power handling and low insertion loss makes this model a suitable candidate for distributing signals while maintaining excellent transmission of signal power.
High isolation, 31 dB typ.	Minimizes interference between ports.
High power handling: <ul style="list-style-type: none">• 20W as a splitter at 25°C• 0.4W as a combiner	The ZC2PD-02263-S+ is suitable for systems with a wide range of power requirements.
Low amplitude unbalance, 0.04 dB	Produces nearly equal output signals, ideal for parallel path and multichannel systems.
DC Passing, 530mA	Supports applications where DC power is needed through the RF line.

Notes

- A. Performance and quality attributes and conditions not expressly stated in this specification document are intended to be excluded and do not form a part of this specification document.
B. Electrical specifications and performance data contained in this specification document are based on Mini-Circuit's applicable established test performance criteria and measurement instructions.
C. The parts covered by this specification document are subject to Mini-Circuits standard limited warranty and terms and conditions (collectively, "Standard Terms"); Purchasers of this part are entitled to the rights and benefits contained therein. For a full statement of the Standard Terms and the exclusive rights and remedies thereunder, please visit Mini-Circuits' website at www.minicircuits.com/MCLStore/terms.jsp



DC Pass, High Power Power Splitter/Combiner

ZC2PD-02263-S+

2 Way-0° 50Ω 2000 to 26500 MHz



Generic photo used for illustration purposes only

CASE STYLE: UU2623

Connectors Model
SMA-Fem ZC2PD-02263-S+

+RoHS Compliant
The +Suffix identifies RoHS Compliance. See our web site for RoHS Compliance methodologies and qualifications

Maximum Ratings

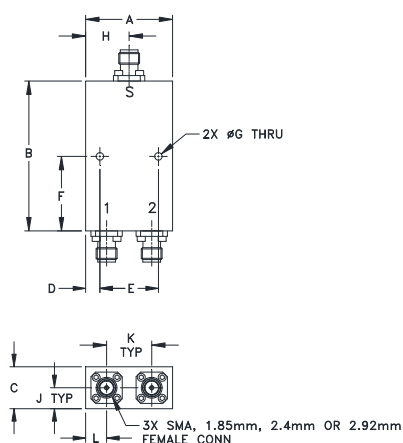
Operating Temperature	-55°C to 100°C
Storage Temperature	-55°C to 100°C
Power Input (as a splitter)	20W* max.
Internal Dissipation	0.4W max.
DC Current	530 mA

Permanent damage may occur if any of these limits are exceeded.
* Derate linearly to 14W at 100°C

Coaxial Connections

Sum Port	S
Port 1	1
Port 2	2

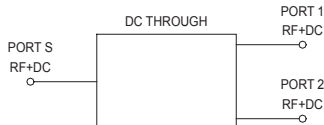
Outline Drawing



Outline Dimensions (inch/mm)

A	B	C	D	E	F	G
1.04	1.79	.50	.17	.700	.89	.090
26.42	45.47	12.70	4.32	17.78	22.61	2.29
H	J	K	L	wt		
.52	.25	.540	.25	grams		
13.21	6.35	13.72	6.35	60		

Electrical Schematic



Features

- Super wideband, 2000 - 26500 MHz
- Low insertion loss, 0.6 dB typ.
- Low amplitude unbalance, 0.04 dB typ.
- Excellent VSWR, 1.12:1 typ.
- High isolation, 31 dB typ.

Applications

- Fixed satellite
- 5G
- Mobile
- Space research

Electrical Specifications at 25°C

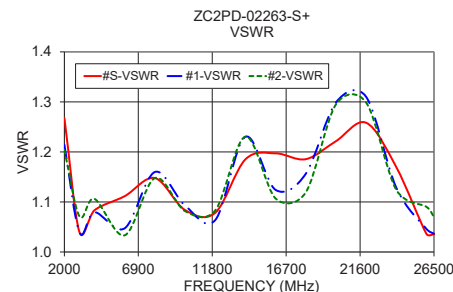
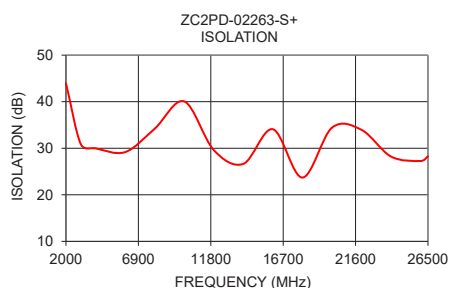
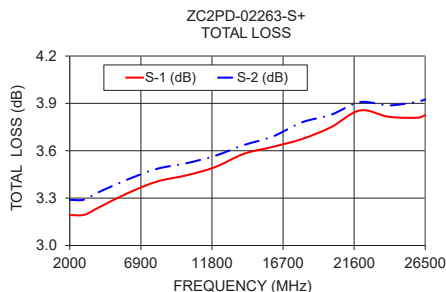
Parameter	Frequency (MHz)	Min.	Typ.	Max.	Unit
Frequency Range		2000		26500	MHz
Insertion Loss Above 3.0 dB	2000 - 8000	--	0.37	0.6	
	8000 - 18000	--	0.60	0.9	dB
	18000 - 26500	--	0.87	1.2	
Isolation	2000 - 26500	18	28	--	dB
	8000 - 18000	18	31	--	
	18000 - 26500	18	35	--	
Phase Unbalance (±)¹	2000 - 26500		0.30	2.0	Degree
	8000 - 18000		0.69	2.0	
	18000 - 26500		1.14	3.0	
Amplitude Unbalance (±)¹	2000 - 8000		0.03	0.2	dB
	8000 - 18000		0.04	0.2	
	18000 - 26500		0.05	0.3	
VSWR (Port S)	2000 - 26500		1.11	1.4	
	8000 - 18000		1.12	1.5	:1
	18000 - 26500		1.15	1.5	
VSWR (Port 1-2)	2000 - 26500		1.12	1.4	
	8000 - 18000		1.11	1.5	:1
	18000 - 26500		1.16	1.5	

1. With reference to average.

Typical Performance Data

Frequency (MHz)	Total Loss² (dB)		Amplitude Unbalance (dB)	Isolation (dB)	Phase Unbalance (deg.)	VSWR S	VSWR 1	VSWR 2
	S-1	S-2						
2000	3.19	3.29	0.10	43.94	0.27	1.27	1.21	1.20
3000	3.19	3.29	0.10	30.90	0.41	1.04	1.04	1.07
4000	3.24	3.34	0.10	29.99	0.48	1.08	1.08	1.11
6000	3.33	3.42	0.09	29.16	0.69	1.11	1.05	1.03
8000	3.40	3.49	0.08	34.19	1.00	1.15	1.16	1.15
10000	3.44	3.52	0.08	40.07	1.19	1.08	1.09	1.08
12000	3.50	3.57	0.07	29.61	1.38	1.08	1.06	1.08
14000	3.58	3.64	0.06	26.64	1.52	1.19	1.23	1.23
16000	3.62	3.69	0.07	34.09	1.96	1.20	1.12	1.11
18000	3.67	3.78	0.11	23.70	2.42	1.19	1.16	1.12
20000	3.75	3.83	0.08	34.41	2.46	1.22	1.30	1.29
22000	3.86	3.91	0.05	33.96	2.74	1.26	1.31	1.30
24000	3.81	3.89	0.07	28.21	3.18	1.17	1.13	1.12
26000	3.81	3.91	0.10	27.26	3.41	1.04	1.05	1.09
26500	3.83	3.92	0.10	28.27	3.42	1.04	1.04	1.07

2. Total Loss = Insertion Loss + 3dB splitter theoretical loss.



Notes

- Performance and quality attributes and conditions not expressly stated in this specification document are intended to be excluded and do not form a part of this specification document.
- Electrical specifications and performance data contained in this specification document are based on Mini-Circuit's applicable established test performance criteria and measurement instructions.
- The parts covered by this specification document are subject to Mini-Circuits standard limited warranty and terms and conditions (collectively, "Standard Terms"); Purchasers of this part are entitled to the rights and benefits contained therein. For a full statement of the Standard Terms and the exclusive rights and remedies thereunder, please visit Mini-Circuits' website at www.minicircuits.com/WCLStore/terms.jsp



www.minicircuits.com P.O. Box 350166, Brooklyn, NY 11235-0003 (718) 934-4500 sales@minicircuits.com

REV. B
ECO-003514
ZC2PD-02263-S+
GY/CP/AM
200730
Page 2 of 2

Looking for pricing, stock, or lifecycle information?

Click below to explore more details on WIN SOURCE:

 [View ZC2PD-02263-S+ on WIN SOURCE](#)

 [Mini-Circuits Information](#)

Optimize Your Supply Chain with WIN SOURCE Solutions

-  Global Sourcing Solution
-  Obsolete Management
-  Cost Control Management
-  Shortage Management
-  Alternative Solution
-  Excess Inventory Management