

# SMA Connectorized Power Splitter/Combiner

## ZX10Q-2-34-S+

2 Way-90° 50Ω 2500 to 3400 MHz

### Maximum Ratings

Operating Temperature	-40°C to 85°C
Storage Temperature	-55°C to 100°C
Power Input (as a splitter)	20W* max.

\* Derate linearly to 7W at 100°C ambient.  
Permanent damage may occur if any of these limits are exceeded.

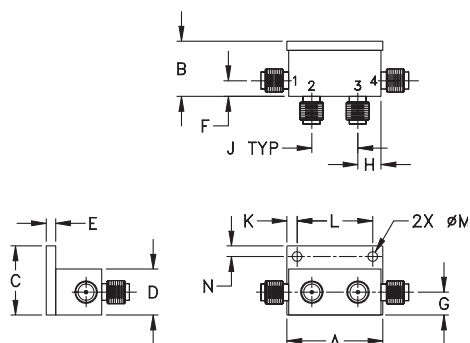
### Coaxial Connections

INPUT PORT	1
PORT 1 (+90°)	2
PORT 2 (0°)	3
50 OHM TERM EXTERNAL**	4



\*\* Recommended external termination  
Mini-Circuits Part. No. ANNE-50L

### Outline Drawing



### Outline Dimensions (inch/mm)

A	B	C	D	E	F	G	
1.04	.60	.75	.50	.10	.17	.25	
26.42	15.24	19.05	12.70	2.54	4.32	6.35	
H	J	K	L	M	N	wt.	
.25	.50	.11	.820	.106	.12	grams	
6.35	12.70	2.79	20.83	2.69	3.05	21.0	

### Features

- low insertion loss, 0.4 dB typ.
- excellent amplitude unbalance
- very good phase unbalance
- small size
- low cost
- protected by U.S. Patent 6,790,049

### Applications

- balanced amplifiers
- modulators
- MMDS
- defense communications

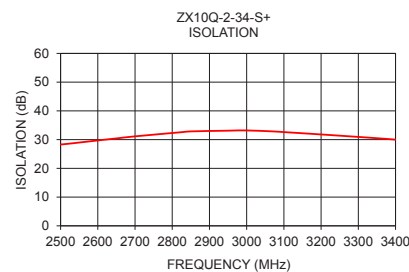
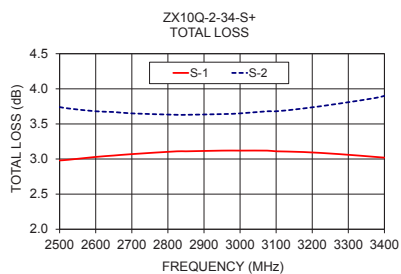
### Electrical Specifications (T<sub>AMB</sub> = 25°C)

FREQ. RANGE (MHz)	ISOLATION (dB)		INSERTION LOSS (dB) Avg. of Coupled Outputs ABOVE 3 dB		PHASE UNBALANCE (Degrees)		AMPLITUDE UNBALANCE (dB)	
	Typ.	Min.	Typ.	Max.	Typ.	Max.	Typ.	Max.
f <sub>L</sub> -f <sub>H</sub>								
2500-3400								
2500-2800	32	20	0.4	0.6	1.0	3.0	0.4	0.9
2800-3400	26	20	0.5	0.7	1.0	4.0	0.5	1.2

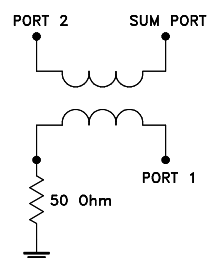
### Typical Performance Data

Frequency (MHz)	Total Loss <sup>1</sup> (dB)		Amplitude Unbalance (dB)	Isolation (dB)	Phase Unbalance (deg.)	VSWR S	VSWR 1	VSWR 2
	S-1	S-2						
2500.00	2.98	3.74	0.76	28.30	89.55	1.07	1.08	1.07
2525.00	2.99	3.72	0.73	28.62	89.57	1.07	1.08	1.07
2600.00	3.03	3.68	0.65	29.72	89.61	1.06	1.07	1.05
2650.00	3.05	3.67	0.61	30.42	89.64	1.05	1.06	1.04
2700.00	3.07	3.65	0.58	31.14	89.66	1.04	1.06	1.03
2825.00	3.11	3.63	0.52	32.59	89.71	1.03	1.05	1.02
2850.00	3.11	3.63	0.52	32.87	89.72	1.03	1.05	1.02
2950.00	3.12	3.64	0.52	33.11	89.72	1.02	1.04	1.03
3000.00	3.12	3.65	0.53	33.20	89.76	1.02	1.04	1.03
3075.00	3.12	3.68	0.56	32.83	89.78	1.02	1.03	1.04
3100.00	3.11	3.68	0.57	32.62	89.78	1.02	1.03	1.05
3175.00	3.10	3.72	0.62	32.01	89.80	1.03	1.02	1.05
3275.00	3.07	3.79	0.72	31.16	89.82	1.04	1.02	1.06
3375.00	3.03	3.87	0.84	30.26	89.87	1.05	1.01	1.07
3400.00	3.02	3.90	0.88	29.99	89.87	1.05	1.01	1.08

1. Total Loss = Insertion Loss + 3dB splitter loss.



### electrical schematic



### Notes

- Performance and quality attributes and conditions not expressly stated in this specification document are intended to be excluded and do not form a part of this specification document.
- Electrical specifications and performance data contained in this specification document are based on Mini-Circuit's applicable established test performance criteria and measurement instructions.
- The parts covered by this specification document are subject to Mini-Circuits standard limited warranty and terms and conditions (collectively, "Standard Terms"); Purchasers of this part are entitled to the rights and benefits contained therein. For a full statement of the Standard Terms and the exclusive rights and remedies thereunder, please visit Mini-Circuits' website at [www.minicircuits.com/MCLStore/terms.jsp](http://www.minicircuits.com/MCLStore/terms.jsp)



Generic photo used for illustration purposes only

CASE STYLE: GW1052



Connectors	Model
SMA	ZX10Q-2-34-S+

### +RoHS Compliant

The +Suffix identifies RoHS Compliance. See our web site for RoHS Compliance methodologies and qualifications

## Looking for pricing, stock, or lifecycle information?

Click below to explore more details on WIN SOURCE:

-  [View ZX10Q-2-34-S+ on WIN SOURCE](#)
-  [Mini-Circuits Information](#)

## Optimize Your Supply Chain with WIN SOURCE Solutions

-  Global Sourcing Solution
-  Obsolete Management
-  Cost Control Management
-  Shortage Management
-  Alternative Solution
-  Excess Inventory Management