

Power Splitter/Combiner

ZC4PD-18-S+

4 Way-0° 50Ω 1000 to 1800 MHz

Maximum Ratings

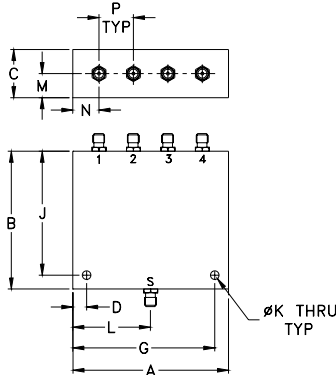
Operating Temperature	-55°C to 100°C
Storage Temperature	-55°C to 100°C
Power Input (as a splitter)	10W max.
Internal Dissipation	0.375W max.
DC Current	1.0 A (250mA for each port)

Permanent damage may occur if any of these limits are exceeded.

Coaxial Connections

SUM PORT	S
PORT 1	1
PORT 2	2
PORT 3	3
PORT 4	4

Outline Drawing



Outline Dimensions (inch/mm)

A	B	C	D	G	J
2.26	2.00	.70	.200	2.060	1.800
57.40	50.80	17.78	5.08	52.32	45.72
K	L	M	N	P	wt
.125	1.13	.35	.38	.500	grams
3.18	28.70	8.89	9.65	12.70	59

Features

- wideband, 1000 to 1800 MHz
- high isolation, 32 dB typ.
- up to 10W power input as splitters
- good VSWR, 1.10:1 typ.

Applications

- GPS
- communication systems



CASE STYLE: Z184

Connectors	Model
SMA	ZC4PD-18-S+

+RoHS Compliant
The +Suffix identifies RoHS Compliance. See our web site for RoHS Compliance methodologies and qualifications

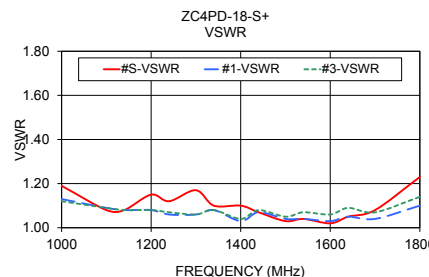
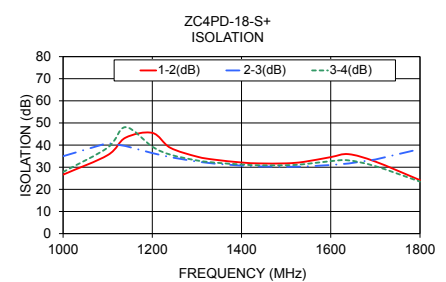
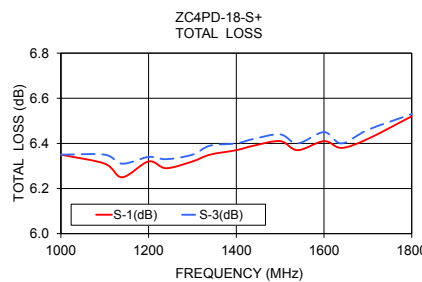
Electrical Specifications

FREQ. RANGE (MHz)	ISOLATION (dB)		INSERTION LOSS (dB) ABOVE 6.0 dB		PHASE UNBALANCE (Degrees)	AMPLITUDE UNBALANCE (dB)	VSWR (:1)			
	Typ.	Min.	Typ.	Max.			S		OUT	
f _L -f _U					Max.	Max.	Typ.	Max.	Typ.	Max.
1000-1800	32	18	0.3	0.8	6	0.40	1.05	1.55	1.08	1.45

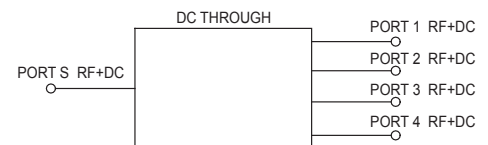
Typical Performance Data

Freq. (MHz)	Total Loss ¹ (dB)				Amp. Unbal. (dB)	Isolation (dB)			Phase Unbal. (deg.)	VSWR S	VSWR 1	VSWR 2	VSWR 3	VSWR 4
	S-1	S-2	S-3	S-4		1-2	2-3	3-4						
1000.00	6.35	6.34	6.35	6.34	0.01	26.64	34.99	27.84	0.31	1.19	1.13	1.13	1.12	1.12
1100.00	6.31	6.34	6.35	6.32	0.03	35.48	40.94	38.87	0.25	1.08	1.09	1.09	1.09	1.09
1140.00	6.25	6.28	6.31	6.26	0.05	43.36	39.59	48.11	0.25	1.08	1.08	1.08	1.08	1.09
1200.00	6.32	6.34	6.34	6.32	0.03	45.51	36.37	39.28	0.30	1.15	1.08	1.08	1.08	1.09
1240.00	6.29	6.32	6.33	6.32	0.04	38.82	34.55	35.71	0.30	1.12	1.06	1.07	1.07	1.08
1300.00	6.32	6.33	6.35	6.34	0.03	34.79	32.55	33.06	0.32	1.17	1.06	1.06	1.06	1.06
1340.00	6.35	6.36	6.39	6.38	0.04	33.40	31.61	32.09	0.26	1.10	1.08	1.08	1.08	1.09
1400.00	6.37	6.36	6.40	6.37	0.03	32.13	30.71	31.22	0.34	1.10	1.03	1.03	1.04	1.04
1440.00	6.39	6.38	6.42	6.39	0.04	31.72	30.35	30.88	0.38	1.07	1.07	1.07	1.08	1.09
1500.00	6.41	6.38	6.44	6.40	0.06	31.74	30.20	30.91	0.34	1.03	1.04	1.04	1.05	1.06
1540.00	6.37	6.36	6.40	6.38	0.04	32.43	30.30	31.37	0.37	1.04	1.04	1.05	1.07	1.07
1600.00	6.41	6.40	6.45	6.42	0.05	34.57	30.99	32.74	0.60	1.02	1.03	1.04	1.06	1.06
1640.00	6.38	6.37	6.40	6.38	0.03	35.90	31.69	33.09	0.56	1.05	1.05	1.06	1.09	1.08
1700.00	6.42	6.43	6.46	6.44	0.04	32.54	33.47	30.46	0.55	1.08	1.04	1.05	1.07	1.07
1800.00	6.52	6.54	6.53	6.50	0.04	24.16	38.22	23.50	0.60	1.23	1.10	1.11	1.14	1.13

1. Total Loss = Insertion Loss + 6dB splitter loss.



electrical schematic



Notes

- Performance and quality attributes and conditions not expressly stated in this specification document are intended to be excluded and do not form a part of this specification document.
- Electrical specifications and performance data contained in this specification document are based on Mini-Circuit's applicable established test performance criteria and measurement instructions.
- The parts covered by this specification document are subject to Mini-Circuits standard limited warranty and terms and conditions (collectively, "Standard Terms"); Purchasers of this part are entitled to the rights and benefits contained therein. For a full statement of the Standard Terms and the exclusive rights and remedies thereunder, please visit Mini-Circuits' website at www.minicircuits.com/WCLStore/terms.jsp



Looking for pricing, stock, or lifecycle information?

Click below to explore more details on WIN SOURCE:

 [View ZC4PD-18-S+ on WIN SOURCE](#)

 [Mini-Circuits Information](#)

Optimize Your Supply Chain with WIN SOURCE Solutions

-  Global Sourcing Solution
-  Obsolete Management
-  Cost Control Management
-  Shortage Management
-  Alternative Solution
-  Excess Inventory Management