

# Coaxial Power Splitter/Combiner

## ZFSC-2-11+

2 Way-0° 50Ω 10 to 2000 MHz



Generic photo used for illustration purposes only  
CASE STYLE: K18

### Maximum Ratings

Operating Temperature	-55°C to 100°C
Storage Temperature	-55°C to 100°C
Power Input (as a splitter)	1W max.
Internal Dissipation	0.125W max.

Permanent damage may occur if any of these limits are exceeded.

### Coaxial Connections

SUPPORT	3
PORT 1	1
PORT 2	2

### Features

- very wideband, 10 to 2000 MHz
- low insertion loss, 0.6 dB typ.
- excellent amplitude unbalance, 0.1 dB typ.
- excellent phase unbalance, 1 deg. typ.
- rugged shielded case

### Applications

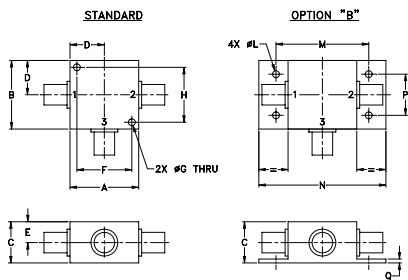
- cellular
- GPS
- satellite distribution

Connectors	Model
BNC	ZFSC-2-11+
SMA	ZFSC-2-11-S+
N-TYPE	ZFSC-2-11-N+
<b>BRACKET (OPTION "B")</b>	

### +RoHS Compliant

The +Suffix identifies RoHS Compliance. See our web site for RoHS Compliance methodologies and qualifications

### Outline Drawing



### Outline Dimensions (inch/mm)

A	B	C	D	E	F	G	H
1.25	1.25	.75	.63	.38	1.00	.125	1.000
31.75	31.75	19.05	16.00	9.65	25.40	3.18	25.40

J	K	L	M	N	P	Q	wt
--	--	.125	1.688	2.18	.75	.07	grams
--	--	3.18	42.88	55.37	19.05	1.78	70.0

For option B with N-type connectors, dimension "C" increases to 0.94 inches.

### Electrical Specifications

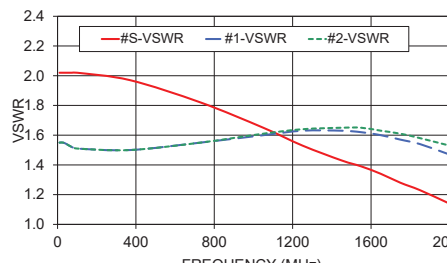
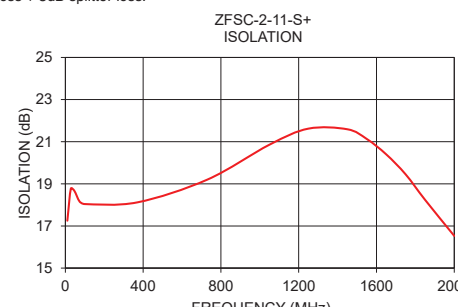
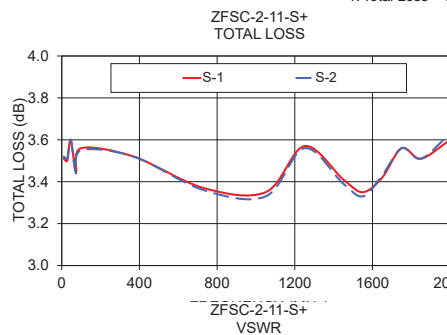
FREQ. RANGE (MHz)	ISOLATION (dB)						INSERTION LOSS (dB) ABOVE 3.0 dB						PHASE UNBALANCE (Degrees)			AMPLITUDE UNBALANCE (dB)		
	L		M		U		L		M		U		L	M	U	L	M	U
$f_L$ - $f_U$	Typ.	Min	Typ.	Min	Typ.	Min	Typ.	Max.	Typ.	Max.	Typ.	Max.	Max.	Max.	Max.	Max.	Max.	Max.
10-2000	14	10	16	14	20	15	0.6	1.5	0.5	1.5	0.6	2.0	1	2	4	0.20	0.30	0.50

L = low range [ $f_L$  to  $10 f_L$ ] M = mid range [ $10 f_L$  to  $f_U/2$ ] U = upper range [ $f_U/2$  to  $f_U$ ]

### Typical Performance Data

Frequency (MHz)	Total Loss <sup>1</sup> (dB)		Amplitude Unbalance (dB)	Isolation (dB)	Phase Unbalance (deg.)	VSWR S	VSWR 1	VSWR 2
	S-1	S-2						
10.00	3.51	3.52	0.00	17.25	0.02	2.02	1.55	1.55
28.00	3.50	3.51	0.00	18.77	0.02	2.02	1.55	1.55
46.00	3.60	3.60	0.00	18.67	0.01	2.02	1.54	1.54
73.00	3.45	3.44	0.00	18.16	0.01	2.02	1.52	1.52
100.00	3.56	3.55	0.00	18.04	0.02	2.02	1.51	1.51
370.00	3.52	3.52	0.00	18.12	0.00	1.97	1.50	1.50
730.00	3.37	3.36	0.01	19.20	0.10	1.82	1.55	1.55
1050.00	3.35	3.33	0.02	20.86	0.14	1.65	1.60	1.61
1250.00	3.57	3.56	0.01	21.62	0.17	1.53	1.63	1.64
1450.00	3.41	3.39	0.01	21.59	0.20	1.43	1.63	1.65
1550.00	3.35	3.33	0.01	21.13	0.10	1.39	1.62	1.65
1650.00	3.42	3.43	0.00	20.40	0.12	1.34	1.60	1.63
1750.00	3.56	3.56	0.01	19.45	0.06	1.28	1.57	1.61
1850.00	3.51	3.51	0.00	18.24	0.03	1.23	1.54	1.58
2000.00	3.60	3.63	0.02	16.53	0.19	1.14	1.47	1.53

1. Total Loss = Insertion Loss + 3dB splitter loss.



### electrical schematic




### Notes

- Performance and quality attributes and conditions not expressly stated in this specification document are intended to be excluded and do not form a part of this specification document.
- Electrical specifications and performance data contained in this specification document are based on Mini-Circuit's applicable established test performance criteria and measurement instructions.
- The parts covered by this specification document are subject to Mini-Circuit's standard limited warranty and terms and conditions (collectively, "Standard Terms"); Purchasers of this part are entitled to the rights and benefits contained therein. For a full statement of the Standard Terms and the exclusive rights and remedies thereunder, please visit Mini-Circuit's website at [www.minicircuits.com/MCLStore/terms.jsp](http://www.minicircuits.com/MCLStore/terms.jsp)



## Looking for pricing, stock, or lifecycle information?

Click below to explore more details on WIN SOURCE:

 [View ZFSC-2-11-S+ on WIN SOURCE](#)

 [Mini-Circuits Information](#)

## Optimize Your Supply Chain with WIN SOURCE Solutions

-  Global Sourcing Solution
-  Obsolete Management
-  Cost Control Management
-  Shortage Management
-  Alternative Solution
-  Excess Inventory Management