

# Power Splitter/Combiner

## ZN6PD-63W-S+

6 Way-0° 50Ω 1800 to 6000 MHz

### Maximum Ratings

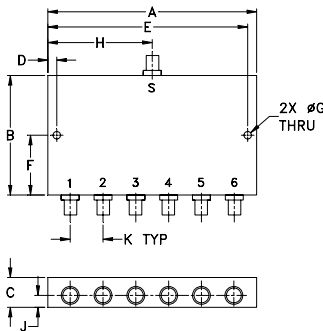
Operating Temperature	-55°C to 100°C
Storage Temperature	-55°C to 100°C
Power Input (as a splitter)	10W max.
Internal Dissipation	1.5W max.
DC Current	0.6A(100mA for each port)

Permanent damage may occur if any of these limits are exceeded.

### Coaxial Connections

SUM PORT	S
PORT 1,2,3,4,5,6	1,2,3,4,5,6

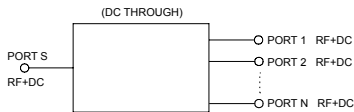
### Outline Drawing



### Outline Dimensions (inch/mm)

A	B	C	D	E	F
3.50	3.00	.63	.125	3.375	1.50
88.90	76.20	16.00	3.18	85.73	38.10
G	H	J	K	wt	
.125	1.75	.32	.500	grams	
3.18	44.45	8.13	12.70	180	

### Electrical Schematic



### Features

- wideband, 1800 to 6000 MHz
- Low insertion loss, 1.0 dB typ.
- Good isolation, 20 dB typ.
- rugged, shielded case
- up to 10W power input as splitter

### Applications

- high band PCS
- UNII
- WiMAX
- WiFi
- bluetooth



CASE STYLE: UU586

Connectors Model  
SMA ZN6PD-63W-S+

**+RoHS Compliant**

The +Suffix identifies RoHS Compliance. See our web site for RoHS Compliance methodologies and qualifications

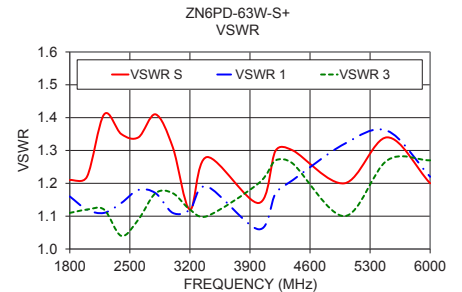
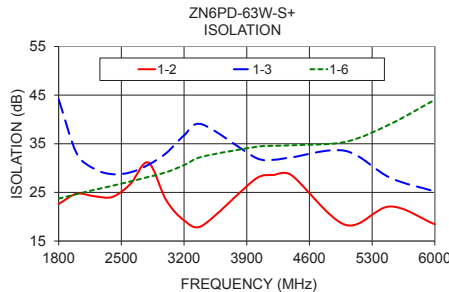
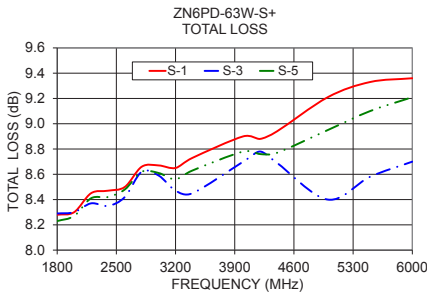
### Electrical Specifications at 25°C

Parameter	Frequency (MHz)	Min.	Typ.	Max.	Unit
<b>Frequency Range</b>		1800		6000	MHz
<b>Insertion Loss</b> (above theoretical 7.8 dB)	1800 - 3000 3000 - 6000	—	0.80 1.5	1.3 2.1	dB
<b>Isolation</b>	1800 - 6000	15	20	—	dB
<b>Phase Unbalance</b>	1800 - 3000 3000 - 6000	—	5 9	9 15	Degree
<b>Amplitude Unbalance</b>	1800 - 3000 3000 - 6000	—	0.15 0.8	0.5 1.5	dB
<b>VSWR (Port S)</b>	1800 - 6000	—	1.3	—	:1
<b>VSWR (Port 1-6)</b>	1800 - 6000	—	1.3	—	:1

### Typical Performance Data

Frequency (MHz)	Total Loss <sup>1</sup> (dB)			Amplitude Unbalance (dB)	Isolation (dB)			Phase Unbal. (deg.)	VSWR S	VSWR 1	VSWR 3
	S-1	S-3	S-5		1-2	1-3	1-6				
1800.00	8.28	8.29	8.23	0.09	22.61	44.15	23.72	2.63	1.21	1.16	1.11
2000.00	8.30	8.30	8.27	0.06	24.72	33.07	24.64	3.54	1.22	1.12	1.12
2200.00	8.45	8.37	8.41	0.09	24.21	29.83	25.53	4.08	1.41	1.11	1.12
2400.00	8.47	8.35	8.42	0.13	24.07	28.74	26.37	4.12	1.35	1.14	1.04
2600.00	8.50	8.42	8.48	0.11	26.71	29.12	27.24	4.26	1.34	1.18	1.09
2800.00	8.66	8.62	8.62	0.14	31.14	30.66	28.17	4.71	1.41	1.17	1.17
3000.00	8.67	8.59	8.61	0.14	23.42	33.06	29.14	5.27	1.31	1.11	1.17
3200.00	8.65	8.47	8.56	0.20	19.25	36.71	30.60	5.57	1.12	1.12	1.12
3400.00	8.73	8.45	8.63	0.31	18.12	39.00	32.33	5.40	1.28	1.19	1.10
4000.00	8.90	8.70	8.78	0.24	27.80	32.12	34.35	4.26	1.14	1.06	1.20
4200.00	8.88	8.78	8.76	0.17	28.59	31.71	34.59	5.46	1.30	1.17	1.27
4400.00	8.94	8.69	8.77	0.28	28.53	32.20	34.69	6.92	1.30	1.21	1.26
5000.00	9.21	8.40	8.95	0.84	18.33	33.54	35.39	6.74	1.20	1.32	1.10
5500.00	9.33	8.58	9.10	0.79	22.11	28.02	39.03	5.81	1.34	1.36	1.27
6000.00	9.36	8.70	9.21	0.73	18.45	25.19	44.05	7.06	1.20	1.22	1.27

1. Total Loss = Insertion Loss + 7.8dB theoretical splitter loss.



### Notes

- Performance and quality attributes and conditions not expressly stated in this specification document are intended to be excluded and do not form a part of this specification document.
- Electrical specifications and performance data contained in this specification document are based on Mini-Circuit's applicable established test performance criteria and measurement instructions.
- The parts covered by this specification document are subject to Mini-Circuits standard limited warranty and terms and conditions (collectively, "Standard Terms"); Purchasers of this part are entitled to the rights and benefits contained therein. For a full statement of the Standard Terms and the exclusive rights and remedies thereunder, please visit Mini-Circuits' website at [www.minicircuits.com/MCLStore/terms.jsp](http://www.minicircuits.com/MCLStore/terms.jsp)



## Looking for pricing, stock, or lifecycle information?

Click below to explore more details on WIN SOURCE:

 [View ZN6PD-63W-S+ on WIN SOURCE](#)

 [Mini-Circuits Information](#)

## Optimize Your Supply Chain with WIN SOURCE Solutions

-  Global Sourcing Solution
-  Obsolete Management
-  Cost Control Management
-  Shortage Management
-  Alternative Solution
-  Excess Inventory Management