


RAC20-K Series \diamond AC/DC Power Supply

20W \diamond Input: 100V-240(277)VAC

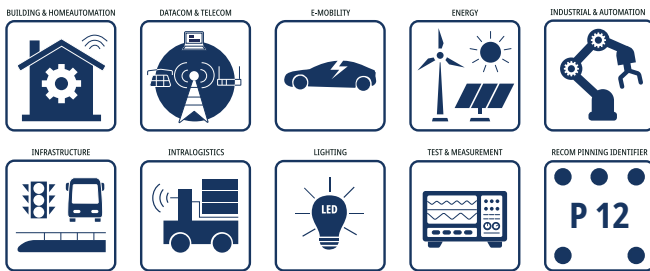
FEATURES

- Wide input range 85-264VAC / 85-305VAC
- Standby mode optimized PSU (ENER Lot 6)
- Operating Altitude up to 5000m
- Operating temperature range: -40°C to +85°C
- Class II installations (without FG)
- EMC compliant without external components
- No load power consumption 40mW typ.
- Wired connection variants
- 3 year warranty



THT= 2.0 x 1.0 x 0.9 inch
Wired= 2.0 x 1.0 x 0.9 inch

APPLICATIONS



SAFETY & EMC



DESCRIPTION

The RAC20-K series are highly efficient PCB-mount power conversion modules with ultra-low energy losses especially in light load conditions, making them a benchmark for always-on and standby mode operations, which are typically coming along with IoT and smart applications. The power supply units cover worldwide mains input range of 85VAC up to 305VAC and come with international safety certifications for industrial, AV and ITE as well as household standards. These AC/DC modules operate in a temperature range of -40°C to +85°C with up to 5000m operating altitude and offer fully protected single or dual outputs as well as EMC class B compliance without the need of any external components in floating connections. Wired connected "/>

SELECTION GUIDE

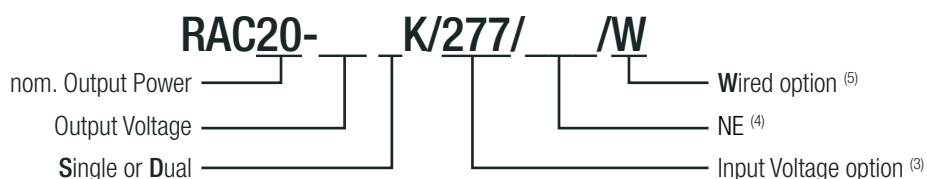
Part Number	Input Voltage Range [VAC]		Output Voltage [VDC]	Output Current nom. [mA]	Efficiency ⁽¹⁾ typ. [%]	Max. Capacitive Load ⁽²⁾ [μF]	Output Power continuous [W]
	Basic	Extended					
RAC20-05SK ^(3, 5)	85-264	85-305	5	4000	84	10000	20
RAC20-07SK ⁽⁵⁾	85-264	-	7	2860	85	15000	20
RAC20-12SK ^(3, 4, 5)	85-264	85-305	12	1670	86	8000	20
RAC20-15SK ^(3, 5)	85-264	85-305	15	1333	86	1500	20
RAC20-24SK ^(3, 4, 5)	85-264	85-305	24	830	85	1000	20
RAC20-48SK ⁽⁵⁾	85-264	-	48	410	85	330	20
RAC20-12DK ⁽³⁾	85-264	85-305	±12	±833	84	±1200	20
RAC20-15DK ⁽³⁾	85-264	85-305	±15	±670	84	±1000	20

Note1: Efficiency is tested at 230VAC input and constant resistive load at +25°C ambient
Note2: Max Cap Load is tested at nominal input and full resistive load

RAC20-K Series \diamond AC/DC Power Supply

20W \diamond Input: 100V-240(277)VAC

Model Numbering



Note3: Add suffix "/277" for extended input voltage range (85-305VAC)

without suffix= Basic input range 85-264VAC

For detail information refer to „Nominal Input Voltage“

Note4: use suffix "/NE/W" for wired items with OVC III rating and enhanced EMI filtering

Note5: Add suffix „/W“ for wired version (single output only, combination of "/W" with

"/277", only available as "/277/NE/W" for 12V and 24V output)

without suffix= standard THT version

ORDERING INFORMATION

Model	Output Voltage	Package Type Suffix			
		Basic (no suffix)	"/277"	"/W"	"/277/NE/W"
RAC20-05SK	5VDC	y	y	y	N/A
RAC20-07SK	7VDC	y	N/A	on request	N/A
RAC20-12SK	12VDC	y	y	use "/NE/W" for new designs	y
RAC20-15SK	15VDC	y	y	y	N/A
RAC20-24SK	24VDC	y	y	use "/NE/W" for new designs	y
RAC20-48SK	48VDC	y	N/A	y	N/A
RAC20-12DK	± 12 VDC	y	y	N/A	N/A
RAC20-15DK	± 15 VDC	y	y	N/A	N/A

y= standard portfolio; on request= MOQ may apply on project base; N/A= not available

BASIC CHARACTERISTICS (measured @ $T_{AMB} = 25^{\circ}C$, nom. V_{IN} , full load and after warm-up unless otherwise stated)

Parameter	Condition	Min.	Typ.	Max.
Nominal Input Voltage	50/60Hz	basic version	100VAC	240VAC
		"/277" versions		277VAC
Operating Range ⁽⁶⁾	standard version	47-63Hz	85VAC	264VAC
		DC	120VDC	370VDC
	/277 versions	47-63Hz	85VAC	305VAC
		DC	120VDC	430VDC
Input Current	115VAC			450mA
	230VAC			400mA
	277VAC			300mA
Inrush Current	cold start at +25°C	115VAC		20A
		230VAC		40A
		277VAC		50A
No Load Power Consumption	230VAC		40mW	100mW
Ecodesign Standby Mode Use (Available output power for stated input power)	$P_{IN} = 0.5W$			0.3W
	$P_{IN} = 1.0W$			0.7W
	$P_{IN} = 2.0W$			1.6W

RAC20-K Series \diamond AC/DC Power Supply

20W \diamond Input: 100V-240(277)VAC

BASIC CHARACTERISTICS (measured @ $T_{AMB}= 25^{\circ}C$, nom. V_{IN} , full load and after warm-up unless otherwise stated)

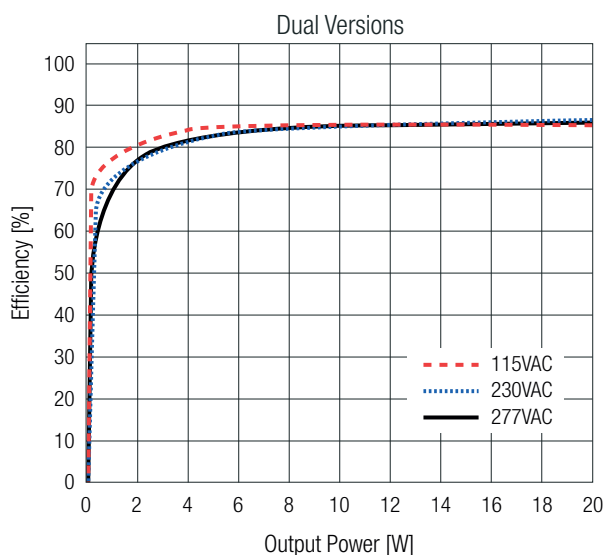
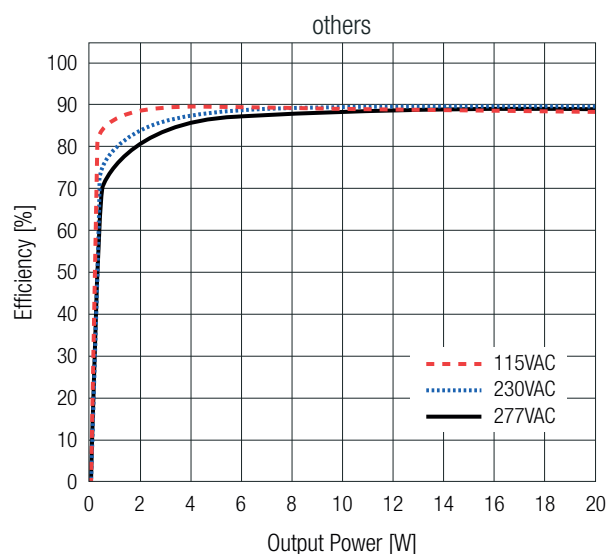
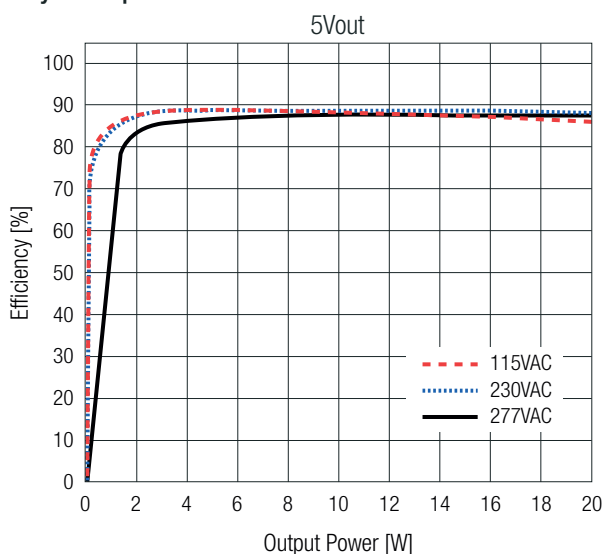
Parameter	Condition	Min.	Typ.	Max.
Input Frequency Range	AC Input	47Hz		63Hz
Minimum Load	single	0%		
	dual (required for regulation on both outputs)		10%	
Power Factor	115VAC	0.6		
	230VAC	0.5		
	277VAC	0.45		
Start-up Time			150ms	
Rise Time			40ms	
Hold-up Time	115VAC		12ms	
	230VAC		60ms	
	277VAC		90ms	
Internal Operating Frequency				150kHz
Output Ripple and Noise ⁽⁷⁾	20MHz BW	5Vout	100mVp-p	
		others		1% of Vout

Note6: The products were submitted for safety files at AC-Input operation (90-305VAC).

Note7: Measurements are made with a 1.0 μ F MLCC across output (low ESR)

The test setup can have an impact on ripple noise values (placement of scope probe, capacitors, it's specifications, wires, PCB tracks, distances, etc.)

Efficiency vs Output Power



RAC20-K Series \diamond AC/DC Power Supply

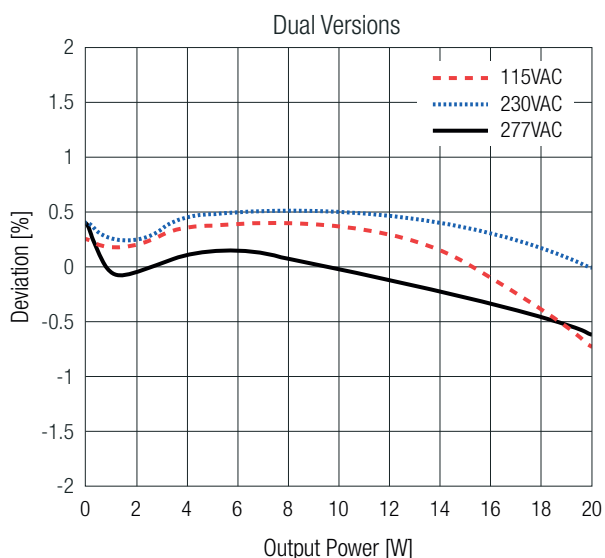
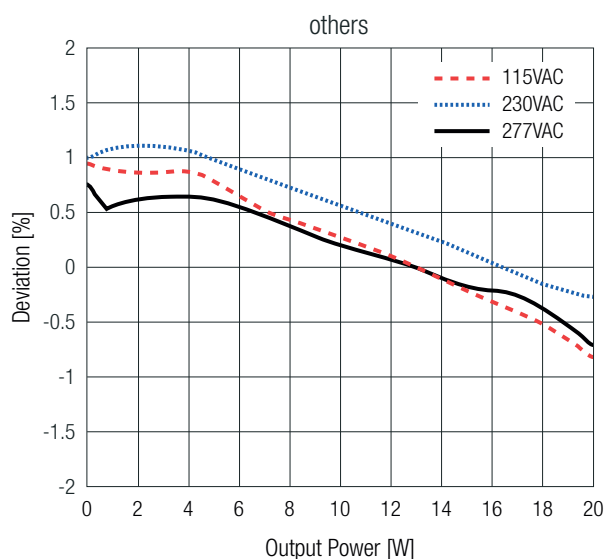
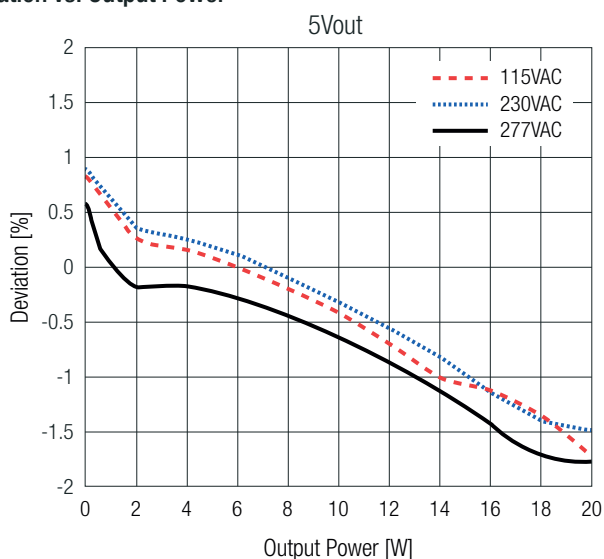
20W \diamond Input: 100V-240(277)VAC

REGULATIONS (measured @ $T_{AMB} = 25^{\circ}\text{C}$, nom. V_{IN} , full load and after warm-up unless otherwise stated)

Parameter	Condition		Value
Output Accuracy			$\pm 2.0\%$ typ.
Line Regulation	others	low line to high line, full load	$\pm 0.5\%$ typ.
	"/277/NE/W"	low line to high line, full load	$\pm 1.0\%$ typ.
Load Regulation ⁽⁸⁾	10% to 100% load		2.0% typ.
Cross Regulation	dual output only		$\pm 10.0\%$ typ.
Transient Response	25% load step change		4.0% max.
	recovery time		500 μs typ.

Note8: Operation below 10% load will not harm the converter, but specifications may not be met

Deviation vs. Output Power



PROTECTIONS (measured @ $T_{AMB} = 25^{\circ}\text{C}$, nom. V_{IN} , full load and after warm-up unless otherwise stated)

Parameter	Type		Value
Input Fuse ⁽⁹⁾	internal	standard version	T3.15A, slow blow type
		"/NE/W"	T2A, slow blow type
		"/277" version	non, refer to „Protection Circuit“
Short Circuit Protection (SCP)	below 100m Ω		hiccup, auto recovery
Over Voltage Protection (OVP)	others		150%-195%, latch off mode
	"/NE/W"		120%-180%, latch off mode
Over Current Protection (OCP)	others		110%-130%, hiccup mode
	"/NE/W"		120%-150%, hiccup mode

RAC20-K Series \diamond AC/DC Power Supply

20W \diamond Input: 100V-240(277)VAC

PROTECTIONS (measured @ $T_{AMB}= 25^{\circ}\text{C}$, nom. V_{IN} , full load and after warm-up unless otherwise stated)

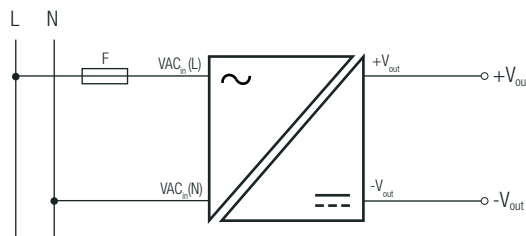
Parameter	Type		Value
Over Voltage Category ⁽¹⁰⁾	others		OVC II (5000m)
	"/NE/W"	according to 62368-1, 60335-1, 61558, 61347	OVC III (5000m)
Class of Equipment			Class II
Isolation Voltage ⁽¹¹⁾	I/P to O/P	tested for 1 minute	3kVAC
		others	4kVAC
Isolation Resistance	I/P to O/P, $V_{iso} = 500\text{VDC}$		1G Ω min.
Isolation Capacitance			100pF max.
Insulation Grade			reinforced

Note9: Refer to local safety regulations if input over-current protection is also required

Note10: For OVC III requirements please use "/NE/W" variants or refer to [RAC20NE-K.pdf](#)

Note11: For repeat Hi-Pot testing, reduce the time and/or the test voltage

Protection Circuit for RAC20-xxK/277 only:



ENVIRONMENTAL (measured @ $T_{AMB}= 25^{\circ}\text{C}$, nom. V_{IN} , full load and after warm-up unless otherwise stated)

Parameter	Condition		Value	
Operating Ambient Temperature Range	@ natural convection (0.1m/s) refer to „Derating Graph“	full load	-40°C to +55°C	
		with derating	others "/NE/W"	-40°C to +60°C
			all	-40°C to +85°C
Maximum Case Temperature			+95°C	
Temperature Coefficient			$\pm 0.05\%/K$	
Operating Altitude ⁽¹²⁾	all models		5000m (OVC II)	
	only "/NE/W" versions	according to 62368-1, 60335-1, 61558, 61347	5000m (OVC III)	
Operating Humidity			20% - 90% RH max.	
IP Rating			IP20	
Pollution Degree			PD2	
Vibration	10-500Hz, 2G 10min./1cycle, period 60min. along x,y,z axes		according to MIL-STD-202G	
	3 axis, 40 g half sine, 11 ms shock		according to IEC 60068-2-27	
	5-500Hz, 20m/s ² , 1 Oct/min, 15min		according to IEC 60068-2-65	
	10-500Hz; RMS 23,4m/s ² ; 15min		according to IEC 60068-2-64	
MTBF	according to MIL-HDBK-217, G.B.	$T_{AMB} = +25^{\circ}\text{C}$	$> 1196 \times 10^3$ hours	
		$T_{AMB} = +40^{\circ}\text{C}$	$> 955 \times 10^3$ hours	
Design Lifetime	full load	$T_{AMB} = +25^{\circ}\text{C}$	130×10^3 hours	
		$T_{AMB} = +55^{\circ}\text{C}$	16×10^3 hours	

Note12: Recognized by safety agency for safe operation up to 5000m. High altitude operation may impact the performance and lifetime.
Please contact RECOM tech support for advice

RAC20-K Series \diamond AC/DC Power Supply

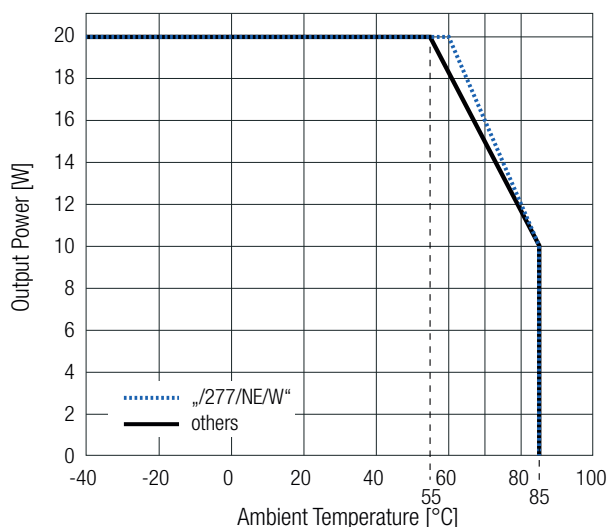
20W \diamond Input: 100V-240(277)VAC

ENVIRONMENTAL (measured @ $T_{AMB} = 25^{\circ}\text{C}$, nom. V_{IN} , full load and after warm-up unless otherwise stated)

Derating Graph

(@ Chamber and natural convection 0.1m/s)

Note13: Output power derating for Line-input of less than 90VAC (de-rate linearly from 100% at 90VAC to 90% at 85VAC)



SAFETY & CERTIFICATIONS (COVERING ALL VERSIONS EXCEPT "/NE/W")

Certificate Type (Safety)	Report Number	Standard
Audio/Video, information and communication technology equipment - Safety requirements	E224736	UL62368-1, 2nd Edition, 2014 CAN/CSA C22.2 Nr. 62368-1-14, 2nd Ed. 2014
Audio/Video, information and communication technology equipment - Safety requirements (CB Scheme)	E491408-A6008-CB-1	IEC62368-1:2014 2nd Edition
Audio/Video, information and communication technology equipment - Safety requirements (LVD)		EN62368-1:2014 + A11:2017
Household and similar electrical appliances – Safety – Part 1: General requirements (CB Scheme)	4392216.50 4397422.50	IEC60335-1:2010 5th Edition + AM1:2013
Household and similar electrical appliances – Safety – Part 1: General requirements	LCS180508046AS	IEC60335-1:2010 + AMD2:2016 + COR1:2016 EN60335-1:2012 + A11:2014 + A13:2017
Safety of power transformers, power supplies, reactors and similar products for supply voltages up to 1100 V (CB Scheme)	50198090 001	IEC61558-1:2005 2nd Edition + A1:2009
Safety of power transformers, power supplies, reactors and similar products for supply voltages up to 1100 V		EN61558-1:2005 + A1:2009
Safety of power transformers, power supplies, reactors and similar products for supply voltages up to 1100 V Part 2: Particular requirements (CB Scheme)	50198090 001	IEC61558-2-16:2009 1st Edition + A1:2013
Safety of power transformers, power supplies, reactors and similar products for supply voltages up to 1100 V Part 2: Particular requirements		EN61558-2-16:2009 + A1:2013
Safety requirements for power electronic converter systems and equipment - Part 1: General (CB Scheme)	CN21R4QC001	IEC62477-1:2012 + A1:2016, 1st Edition
Safety requirements for power electronic converter systems and equipment - Part 1: General (LVD)		EN62477-1:2012 + A11:2014 + A1:2017
EAC	RU-AT.03.67361	TP TC 004/2011
RoHS2		RoHS-2011/65/EU + AM-2015/863

EMC Compliance	Condition	Standard / Criterion
Low voltage power supplies, d.c. output Part 3: Electromagnetic compatibility (EMC)		IEC/EN61204-3:2018, Class B
Electromagnetic compatibility of multimedia equipment - Emission requirements	without external filter	EN55032:2015, Class B
Electromagnetic compatibility of household appliances, electric tools and similar apparatus - Emission Requirements		EN55014-1:2006 + A2:2011
Information technology equipment - Immunity characters - Limits and methods of measurement		EN55024:2010 + A1:2015
Electromagnetic compatibility of household appliances, electric tools and similar apparatus - Immunity Requirements		EN55014-2:2015

RAC20-K Series \diamond AC/DC Power Supply

20W \diamond Input: 100V-240(277)VAC

SAFETY & CERTIFICATIONS (COVERING ALL VERSIONS EXCEPT "NE/W")

EMC Compliance	Condition	Standard / Criterion
ESD Electrostatic discharge immunity test	Air \pm 8kV, Contact \pm 4kV	EN61000-4-2:2009, Criteria B
Radiated, radio-frequency, electromagnetic field immunity test	80MHz - 6GHz: 10V/m 1.4GHz - 2GHz: 3V/m 2.0GHz - 2.7GHz: 1V/m	EN61000-4-3:2006 + A1:2008, Criteria A
Fast Transient and Burst Immunity	AC Port: \pm 2.0kV DC Port: \pm 2.0kV	EN61000-4-4:2012, Criteria B
Surge Immunity	AC Port: L-N \pm 1.0kV DC Port: \pm 0.5kV	EN61000-4-5:2014 + A1:2017, Criteria B
Immunity to conducted disturbances, induced by radio-frequency fields	AC Port: 10V DC Port: 10V	EN61000-4-6:2014, Criteria A
Power Magnetic Field Immunity	50Hz, 30A/m	EN61000-4-8:2010, Criteria A
Voltage Dips and Interruptions	Voltage Dips 20% Voltage Dips 30% Voltage Dips 60% Voltage Dips 100% Voltage Interruptions > 95%	EN61000-4-11:2004 + A1:2017, Criteria C EN61000-4-11:2004 + A1:2017, Criteria C EN61000-4-11:2004 + A1:2017, Criteria C EN61000-4-11:2004 + A1:2017, Criteria B EN61000-4-11:2004 + A1:2017, Criteria C
Limits of Voltage Fluctuations & Flicker		EN61000-3-3:2013
Limitations on the amount of electromagnetic interference allowed from digital and electronic devices		FCC 47 CFR Part 15 Subpart B, Class B
American National Standard for Methods of Measurement of Radio-Noise Emissions from Low-Voltage Electrical and Electronic Equipment in the Range of 9 kHz to 40 GHz		ANSI C63.4-2014, Class B

SAFETY & CERTIFICATIONS (COVERING "NE/W" ONLY)

Certificate Type (Safety)	Report Number	Standard
Audio/Video, information and communication technology equipment - Part1: Safety requirements 3rd Edition	E491408-A6034-UL	UL62368-1:2019 3rd Edition
		CAN/CSA-C22.2 No. 62368-1-19 3rd Edition
Audio/Video, information and communication technology equipment - Part1: Safety requirements 3rd Edition	240408022	IEC62368-1:2018 3rd Edition
		EN IEC 62368-1:2020+A11:2020
Audio/Video, information and communication technology equipment - Part1: Safety requirements 3rd Edition	085-240223001-000	IEC62368-1:2018 3rd Edition
		EN IEC 62368-1:2020+A11:2020
Audio/Video, information and communication technology equipment - Part1: Safety requirements 3rd Edition	085-240223401-000	IEC62368-1:2018 3rd Edition
		EN IEC 62368-1:2020+A11:2020
Household and similar electrical appliances – Safety – Part 1: General requirements	64.110.24.02233.01	IEC60335-1:2010 + C1:2016 5th Edition
		EN60335-1:2012 + A15:2021
Measurement methods for electromagnetic fields of household appliances and similar apparatus with regard to human exposure	64.110.24.02233.01	EN62233:2008
Safety of power transformers, power supplies, reactors and similar products for supply voltages up to 1100 V 3rd Edition	085-240223101-000	IEC61558-1:2017 3rd Edition
		EN IEC 61558-1:2019
Safety of power transformers, power supplies, reactors and similar products for supply voltages up to 1100 V Part 2: Particular requirements	085-240223101-000	IEC61558-2-16:2009+A1:2013 1st Edition
		EN61558-2-16:2009+A1:2013
Lamp controlgear Part 1: General and safety requirements	085-240223201-000	IEC61347-1:2015+A1:2017 3rd Edition
		EN61347-1:2015+A1:2021
Lamp controlgear Part 2-13: Particular requirements for d.c. or a.c. supplied electronic controlgear for LED modules	085-240223201-000	IEC61347-2-13:2014+A1:2016 2nd Edition
		EN61347-2-13:2014+A1:2017

RAC20-K Series \diamond AC/DC Power Supply

20W \diamond Input: 100V-240(277)VAC

SAFETY & CERTIFICATIONS (COVERING "/>

EMC Compliance according to EN IEC61204-3	Condition	Standard / Criterion
Low voltage power supplies, d.c. output Part 3: Electromagnetic compatibility (EMC)		EN IEC 61204-3:2018
ESD Electrostatic discharge immunity test	Air: $\pm 2, 4, 8$ kV Contact: ± 4 kV, ± 6 kV	IEC61000-4-2:2008, Criteria A EN61000-4-2:2009, Criteria A
Radiated, radio-frequency, electromagnetic field immunity test	10V/m (80-1000MHz), 3V/m (1400-2000MHz), 1V/m (2000-2700MHz)	IEC/EN61000-4-3:2006 + A2:2010 Criteria A
Fast Transient and Burst Immunity	L, N, L-N ± 2 kV for 24Vout	IEC/EN61000-4-4:2012, Criteria A
	L, N, L-N ± 2 kV for 12Vout	IEC/EN61000-4-4:2012, Criteria B
	L, N, L-N ± 4 kV for all versions	
Surge Immunity	L-N: 0.5, 1kV; for all versions	IEC/EN61000-4-5:2014 + A1:2017, Criteria A
	L-PE, N-PE: 1, 2kV; for all versions	IEC/EN61000-4-5:2014 + A1:2017, Criteria A
Immunity to conducted disturbances, induced by radio-frequency fields	10Vrms (0.15-80MHz)	IEC61000-4-6:2013, Criteria A EN61000-4-6:2014, Criteria A
Power Magnetic Field Immunity	30A/m	IEC61000-4-8:2009 / EN61000-4-8:2010
Voltage Dips and Interruptions	Dips: 100% (0.5P, 1.0P), 60%, 30%, 20%	IEC/EN61000-4-11:2004+A1:2017, Criteria A
	Interruption: 100%	IEC/EN61000-4-11:2004+A1:2017, Criteria B
Limits of Voltage Fluctuations & Flicker		EN61000-3-3:2013+A1:2019
EMC Compliance according to EN55032	Condition	Standard / Criterion
Electromagnetic compatibility of multimedia equipment – Emission Requirements	floating and earth referenced output	EN55032:2015+A11:2020

DIMENSION & PHYSICAL CHARACTERISTICS

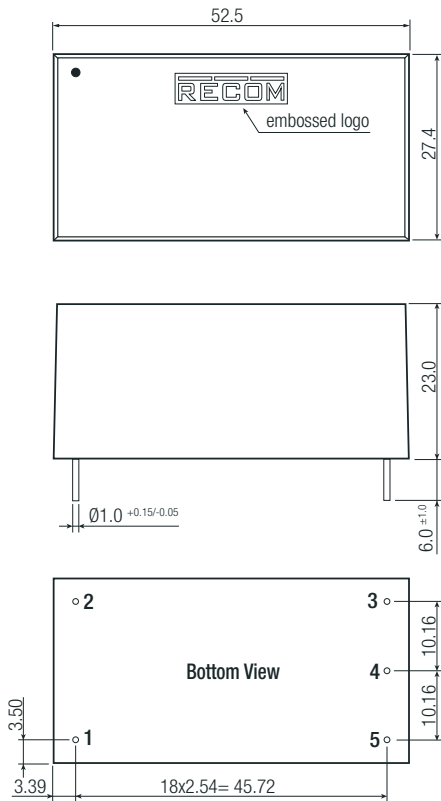
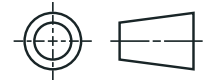
Parameter	Type	Value
Materials	case/baseplate	black plastic, (UL94 V-0)
	potting	silicone, (UL94 V-0)
	PCB	FR4, (UL94 V-0)
Dimension (LxWxH)	all models	52.5 x 27.4 x 23.0mm 2.0 x 1.0 x 0.9 inch
Weight	THT versions	60.0g typ. 0.13 lbs
	wired and "/>	

RAC20-K Series \diamond AC/DC Power Supply

20W \diamond Input: 100V-240(277)VAC

DIMENSION & PHYSICAL CHARACTERISTICS

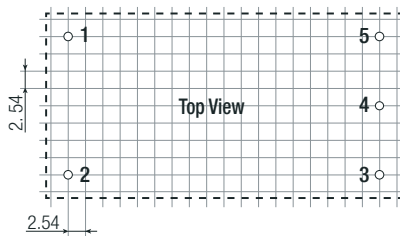
Dimension Drawing THT Version(mm)



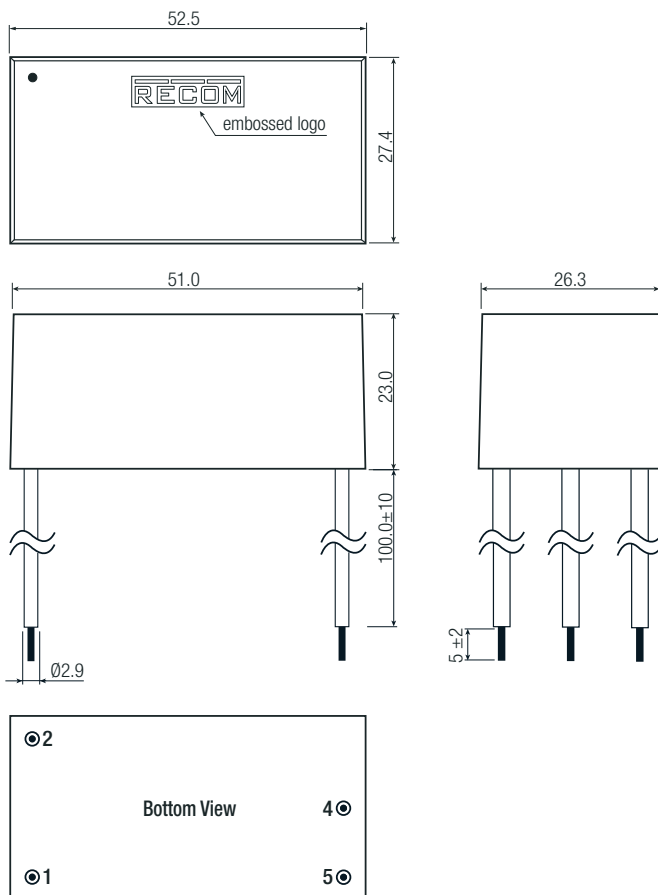
Pinning information [P12]

Pin #	Single	Dual
1	VAC in (N)	VAC in (N)
2	VAC in (L)	VAC in (L)
3	no pin	-Vout
4	-Vout	Com
5	+Vout	+Vout

Recommended Footprint Details



Dimension Drawing wired Versions (mm)



Wire information

#	Function	Wire color	Type	AWG
1	VAC in (N)	blue	UL-1015	18
2	VAC in (L)	brown	UL-1015	18
4	-Vout	black	UL-1015	18
5	+Vout	red	UL-1015	18

Tolerance: xx.x= ± 0.5 mm
xx.xx= ± 0.25 mm

RAC20-K Series \diamond AC/DC Power Supply

20W \diamond Input: 100V-240(277)VAC



PACKAGING INFORMATION

Parameter	Type		Value
Packaging Dimension (LxWxH)	THT versions	tube	490.0 x 56.0 x 40.0mm
	Wired versions	tray	488.0 x 202.0 x 47.0mm
	"/NE/W" versions	tray	468.0 x 198.0 x 46.0mm
Packaging Quantity	THT versions		15pcs
	Wired versions		20pcs
	"/NE/W" versions		20pcs
Storage Temperature Range			-40°C to +85°C
Storage Humidity	non-condensing		20% to 90% RH max.

The product information and specifications may be subject to changes even without prior written notice. The product has been designed for various applications; its suitability lies in the responsibility of each customer. The products are not authorized for use in safety-critical applications without RECOM's explicit written consent. A safety-critical application is an application where a failure may reasonably be expected to endanger or cause loss of life, inflict bodily harm or damage property. The applicant shall indemnify and hold harmless RECOM, its affiliated companies and its representatives against any damage claims in connection with the unauthorized use of RECOM products in such safety-critical applications.

Looking for pricing, stock, or lifecycle information?

Click below to explore more details on WIN SOURCE:

-  [View RAC20-15SK/277 on WIN SOURCE](#)
-  [Recom Power Information](#)

Optimize Your Supply Chain with WIN SOURCE Solutions

-  Global Sourcing Solution
-  Obsolete Management
-  Cost Control Management
-  Shortage Management
-  Alternative Solution
-  Excess Inventory Management