

### ■ Features

- Universal AC input / Full range
- No load power consumption < 0.075W
- Compact size
- Comply with BS EN/EN55032 Class B without any additional components
- Wide operating temp. range -30~85°C
- Protections: Short circuit / Overload / Over voltage
- Cooling by free air convection
- Isolation Class II
- High reliability, low cost
- 3 years warranty

### ■ Applications

- Industrial electrical equipment
- Mechanical equipment
- Factory automation equipment
- Handheld electronic device

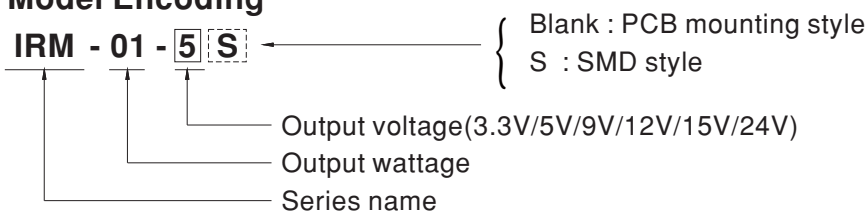
### ■ GTIN CODE

MW Search: <https://www.meanwell.com/serviceGTIN.aspx>

### ■ Description

IRM-01 is a 1W miniature (33.7\*22.2\*15mm) AC-DC module-type power supply, ready to be soldered onto the PCB boards of various kinds of electronic instruments or industrial automation equipments. This product allows a universal input voltage range of 85~305Vac. The phenolic case and potted with silicone enhance the heat dissipation and meet the anti-vibration demand up to 5G; moreover, it provides the fundamental resistance to dust and moisture. With the high efficiency up to 77% and the extremely low no-load power consumption below 0.075W, IRM-01 series fulfills the worldwide regulation for the low power consumption requirement for electronics. The entire series is a Class II design (no FG pin), incorporating the built-in EMI filtering components, enabling the compliance with BS EN/EN55032 Class B; the supreme EMC features keep the end electronic units from electromagnetic interference. In addition to module-type model, IRM-01 series also offers the SMD style model.

### ■ Model Encoding





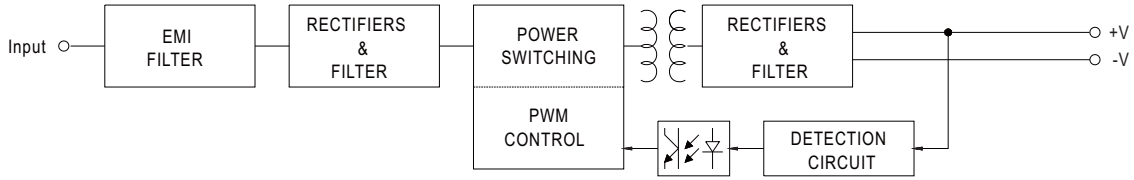
# 1W AC-DC High Reliable PCB-Mount Green Industrial Power Module **IRM-01** series

## SPECIFICATION

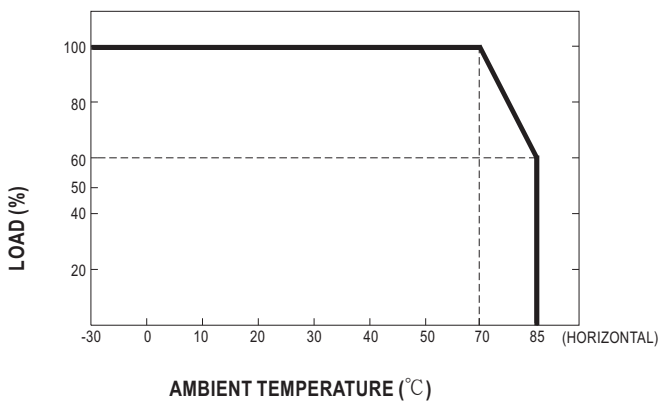
MODEL		IRM-01-3.3	IRM-01-5	IRM-01-9	IRM-01-12	IRM-01-15	IRM-01-24
OUTPUT	DC VOLTAGE	3.3V	5V	9V	12V	15V	24V
	RATED CURRENT	300mA	200mA	111mA	83mA	67mA	42mA
	CURRENT RANGE	0 ~ 300mA	0 ~ 200mA	0 ~ 111mA	0 ~ 83mA	0 ~ 67mA	0 ~ 42mA
	RATED POWER	1W	1W	1W	1W	1W	1W
	RIPPLE & NOISE (max.) <small>Note.2</small>	150mVp-p	150mVp-p	150mVp-p	150mVp-p	200mVp-p	200mVp-p
	VOLTAGE TOLERANCE <small>Note.3</small>	±2.5%	±2.5%	±2.5%	±2.5%	±2.5%	±2.5%
	LINE REGULATION	±0.5%	±0.5%	±0.5%	±0.5%	±0.5%	±0.5%
	LOAD REGULATION	±0.5%	±0.5%	±0.5%	±0.5%	±0.5%	±0.5%
	SETUP, RISE TIME	600ms, 30ms/230Vac    600ms, 30ms/115Vac at full load					
HOLD UP TIME (Typ.)	40ms/230Vac    12ms/115Vac at full load						
INPUT	VOLTAGE RANGE	85 ~ 305Vac    120 ~ 430Vdc					
	FREQUENCY RANGE	47 ~ 63Hz					
	EFFICIENCY (Typ.)	66%	70%	72%	74%	75%	77%
	AC CURRENT (Typ.)	25mA/115Vac    18mA/230Vac    16mA/277Vac					
	INRUSH CURRENT (Typ.)	5A/115Vac    10A/230Vac					
	LEAKAGE CURRENT	< 0.25mA/277Vac					
PROTECTION	OVERLOAD	≥110% rated output power Protection type : Hiccup mode, recovers automatically after fault condition is removed					
	OVER VOLTAGE	3.8 ~ 4.9V	5.2 ~ 6.8V	10.3 ~ 12.2V	12.6 ~ 16.2V	15.7 ~ 20.3V	25.2 ~ 32.4V
ENVIRONMENT	WORKING TEMP.	-30 ~ +85°C (Refer to "Derating Curve")					
	WORKING HUMIDITY	20 ~ 90% RH non-condensing					
	STORAGE TEMP., HUMIDITY	-40 ~ +100°C, 10 ~ 95% RH					
	TEMP. COEFFICIENT	±0.03%/°C (0 ~ 75°C)					
	VIBRATION	10 ~ 500Hz, 5G 10min./1cycle, period for 60min. each along X, Y, Z axes					
	SOLDERING TEMPERATURE	Wave soldering: 265°C, 5s (max.); Manual soldering: 390°C, 3s (max.); Reflow soldering(SMD style): 240°C, 10s (max.)					
SAFETY & EMC	SAFETY STANDARDS	IEC62368-1, IEC61558-1/-2-16, UL62368-1, TUV BS EN/EN62368-1, BS EN/EN61558-1/-2-16, EAC TP TC 004 , BSMI CNS15598-1 approved					
	OVER VOLTAGE CATEGORY	IEC/EN 61558-1/-2-16(OVC II , altitude up to 2000m); IEC/EN/UL 62368-1(OVC II , altitude up to 2000m)					
	WITHSTAND VOLTAGE	I/P-O/P:4.2KVac					
	ISOLATION RESISTANCE	I/P-O/P:100M Ohms / 500Vdc / 25°C / 70% RH					
	EMC EMISSION	Compliance to BS EN/EN55032 (CISPR32) Class B, BS EN/EN61000-3-2,-3, EAC TP TC 020, CNS15936 Class B					
	EMC IMMUNITY	Compliance to BS EN/EN61000-4-2,3,4,5,6,8,11, BS EN/EN55035, heavy industry level (surge L-N : 1KV), EAC TP TC 020					
OTHERS	MTBF	13571.4K hrs min.    Telcordia SR-332 (Bellcore) ; 1960.2K hrs min.    MIL-HDBK-217F (25°C)					
	DIMENSION	PCB mounting style : 33.7*22.2*15mm (L*W*H)    SMD style : 33.7*22.2*16mm (L*W*H)					
	PACKING	PCB mounting style : 0.024Kg; 640pcs/ 16.3 Kg/ 0.84CUFT    SMD style : 0.024Kg; 640 pcs/ 16.3 Kg/ 0.84CUFT					
NOTE	<p>1. All parameters NOT specially mentioned are measured at 230Vac input, rated load and 25°C of ambient temperature.</p> <p>2. Ripple &amp; noise are measured at 20MHz of bandwidth by using a 12" twisted pair-wire terminated with a 0.1uf &amp; 47uf parallel capacitor.</p> <p>3. Tolerance : includes set up tolerance, line regulation and load regulation.</p> <p>4. The ambient temperature derating of 3.5°C/1000m with fanless models and of 5°C/1000m with fan models for operating altitude higher than 2000m(6500ft).</p> <p>※ Product Liability Disclaimer : For detailed information, please refer to <a href="https://www.meanwell.com/serviceDisclaimer.aspx">https://www.meanwell.com/serviceDisclaimer.aspx</a></p>						

■ Block Diagram

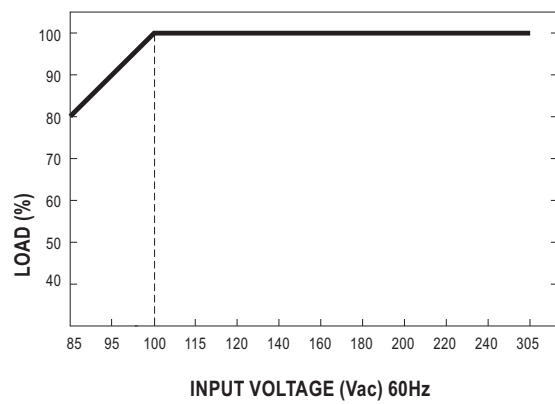
fosc: 130KHz



■ Derating Curve



■ Static Characteristics





## Looking for pricing, stock, or lifecycle information?

Click below to explore more details on WIN SOURCE:

- [View IRM-01-9 on WIN SOURCE](#)
- [Mean Well Enterprises Co., Ltd. Information](#)

## Optimize Your Supply Chain with WIN SOURCE Solutions

- ✓ Global Sourcing Solution
- ✓ Obsolete Management
- ✓ Cost Control Management
- ✓ Shortage Management
- ✓ Alternative Solution
- ✓ Excess Inventory Management