



Wide Band Amplifier ZVA-50953X+

50Ω 45 to 95 GHz 1mm Female

THE BIG DEAL

- Exceptionally high frequency
- Flat gain response over a wideband
- Operates with a single DC supply of +10V to +15V
- Over voltage and reverse voltage protected



Generic photo used for illustration purposes only

Model No.	ZVA-50953X+
Case Style	VP3085-2
Connectors	1mm Female

APPLICATIONS

- Automotive Radar/Sensing
- 5G FR2 millimeter wave bands
- Aerospace & Defense
- Test and Measurement

+RoHS Compliant

The +Suffix identifies RoHS Compliance. See our website for methodologies and qualifications

PRODUCT OVERVIEW

Mini-Circuits ZVA-50953X+ is a coaxial wideband and flat gain amplifier operating from 45 GHz to 95 GHz. The model operates over a positive supply range of +10 to +15 V, allowing users to choose their desired operating voltage. Internal DC-DC conversion circuitry maintains constant efficiency over the full input voltage range. The amplifier incorporates several DC-protection features such as over-voltage, reverse voltage and in-rush current to protect from damage in case of unexpected spikes in voltage during operation.

KEY FEATURES

Feature	Advantages
Wide-band amplifier, 45 to 95 GHz	A single amplifier serves the need for applications including Automotive, E-band communications, Test & Instrumentation.
Adjustable DC supply voltage	The device is capable of operating from +10 to +15 V, maintaining constant DC power consumption with no effect on RF performance.
DC Protection <ul style="list-style-type: none"> • Over-voltage • Reverse voltage • In-rush current 	The internal DC circuitry allows the amplifier to be protected from external mishandling or unexpected spikes in voltage that could lead to catastrophic failures in the field.

Wide Band Amplifier **ZVA-50953X+**

50Ω 45 to 95 GHz 1mm Female

ELECTRICAL SPECIFICATIONS AT 25°C

Parameter	Condition (GHz)	Min.	Typ.	Max.	Units
Frequency Range		45		95	GHz
Gain	45 - 55	13.5	16	—	dB
	55 - 90	14.5	17	—	
	90 - 95	12.5	16	—	
Output Power at 1dB compression	45 - 95	12	14	—	dBm
Saturated Power	45 - 95	15	17	—	dBm
Input VSWR	45 - 95	—	1.7	2.0	:1
Output VSWR ¹	45 - 95	—	1.7	2.0	:1
Operating DC Voltage		10	—	15	V
Device Operating Current (at 10V DC) ²		—	140	205	mA

1. Open and short-circuit loads are not recommended at the amplifier output. Ensure proper 50 Ohm load before turning the amplifier "ON".
 2. Max. operating current is based on current when amplifier is in saturation.

MAXIMUM RATINGS⁴

Parameter	Ratings
Operating Temperature (Ambient)	-40°C to 60°C
Storage Temperature	-40°C to 85°C
Total Power Dissipation	1.35W
RF Input Power (CW) ³	+15 dBm
DC Voltage	15V

3. Specified under matched load to 50 ohms.
 4. Continuous operation is not recommended at these extremes. Permanent damage may occur if any of these limits are exceeded.



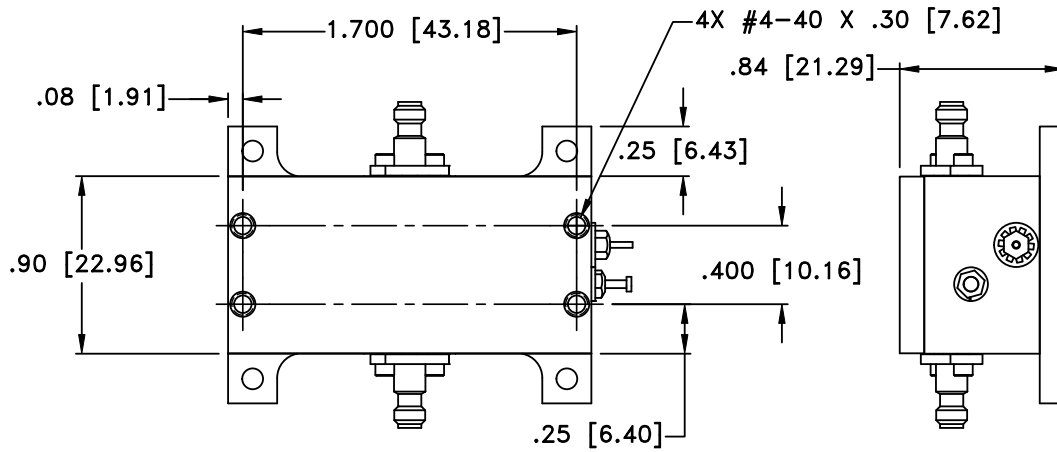
VERY HIGH FREQUENCY GAIN BLOCK

Wide Band Amplifier ZVA-50953X+

Mini-Circuits

50Ω 45 to 95 GHz 1mm Female

OUTLINE DRAWING



Weight: 47.0 grams

Dimensions are in inches [mm]. Tolerances: 2 Pl.±.03; 3 Pl.±.015



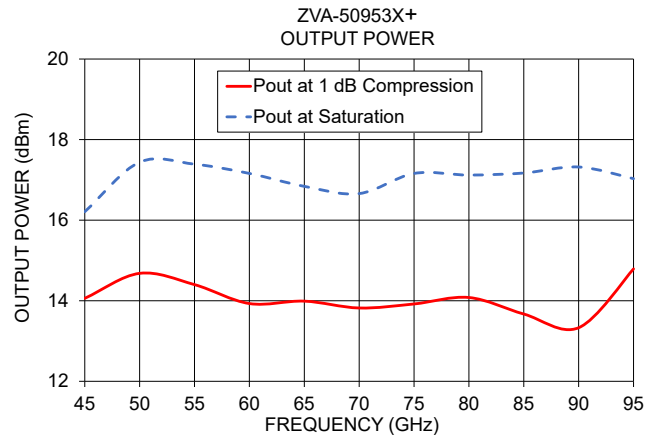
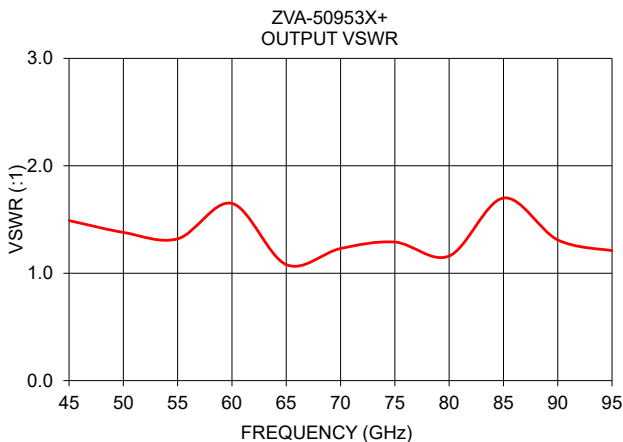
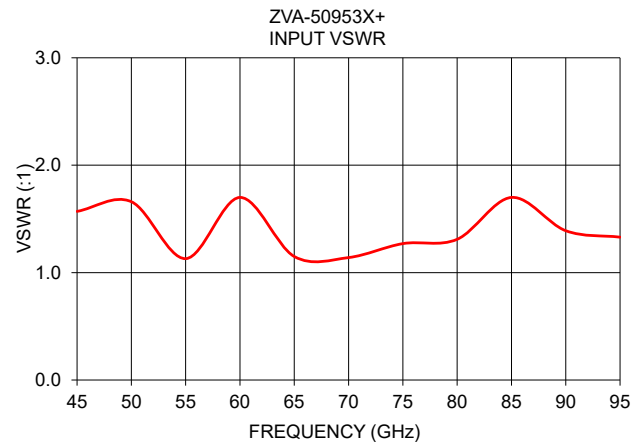
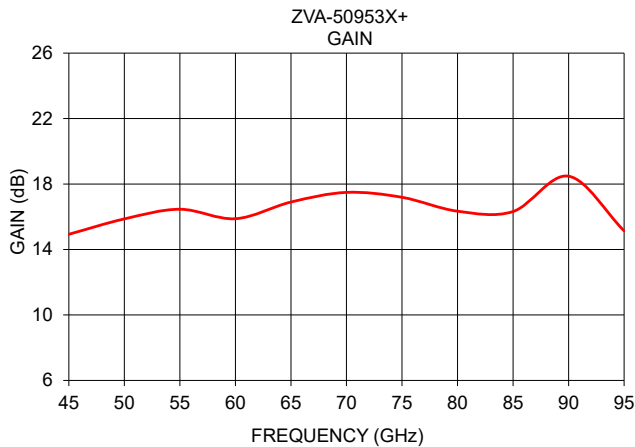
VERY HIGH FREQUENCY GAIN BLOCK

Wide Band Amplifier ZVA-50953X+

50Ω 45 to 95 GHz 1mm Female

TYPICAL PERFORMANCE DATA / CURVES

Frequency (GHz)	Gain (dB)	VSWR (:1)		Pout at 1 dB Compression (dBm)	Pout at Saturation (dBm)
		IN	OUT		
45	14.93	1.57	1.49	14.06	16.21
50	15.87	1.66	1.38	14.68	17.44
55	16.46	1.13	1.32	14.40	17.39
60	15.88	1.70	1.65	13.93	17.16
65	16.90	1.15	1.08	13.99	16.84
70	17.49	1.14	1.23	13.82	16.66
75	17.19	1.27	1.29	13.92	17.16
80	16.34	1.31	1.16	14.08	17.12
85	16.32	1.70	1.70	13.67	17.17
90	18.48	1.39	1.31	13.33	17.32
95	15.14	1.33	1.21	14.79	17.03





- NOTES**
- A. Performance and quality attributes and conditions not expressly stated in this specification document are intended to be excluded and do not form a part of this specification document.
 - B. Electrical specifications and performance data contained in this specification document are based on Mini-Circuit's applicable established test performance criteria and measurement instructions.
 - C. The parts covered by this specification document are subject to Mini-Circuits standard limited warranty and terms and conditions (collectively, "Standard Terms"); Purchasers of this part are entitled to the rights and benefits contained therein. For a full statement of the standard terms and the exclusive rights and remedies thereunder, please visit Mini-Circuits' website at www.minicircuits.com/terms/viewterm.html



Looking for pricing, stock, or lifecycle information?

Click below to explore more details on WIN SOURCE:

-  [View ZVA-50953X+ on WIN SOURCE](#)
-  [Mini-Circuits Information](#)

Optimize Your Supply Chain with WIN SOURCE Solutions

-  Global Sourcing Solution
-  Obsolete Management
-  Cost Control Management
-  Shortage Management
-  Alternative Solution
-  Excess Inventory Management