



COAXIAL WIDEBAND


Medium Power Amplifier

ZVA-0.5W303G+ ZVA-0.5W303GX+

50Ω 0.5 W 10 MHz to 30 GHz 2.92 mm Female

THE BIG DEAL

- Wideband 10 MHz to 30 GHz
- Output Power 0.5 Watt, at Saturation
- Excellent Gain Flatness, ± 1.5 dB Typ. from 100 MHz to 26.5 GHz
- Low Noise Figure, 4.2 dB Typ. from 1 to 26.5 GHz
- Over-Voltage & Reverse Voltage Protection
- Single Bias Voltage of +12 V



Generic photo used for illustration purposes only

Model No.	ZVA-0.5W303G+	ZVA-0.5W303GX+
Case Style	AV2554-3	
Connectors	2.92 mm female	

+RoHS Compliant
The +Suffix identifies RoHS Compliance.
See our website for methodologies and qualifications

APPLICATIONS

- Test and Measurements
- 5G Sub-6 GHz and Millimeter Wave
- Aerospace and Defense
- Radio, Radars and Satellite Systems
- Industrial, Scientific and Medical

PRODUCT OVERVIEW

Mini-Circuits' ZVA-0.5W303G+ is an ideal choice for applications requiring a wideband driver amplifier. This coaxial, wideband RF amplifier operates over 10 MHz to 30 GHz, delivering a saturated output power of +27 dBm and a typical 1 dB compression point of +25 dBm. Ideal for many applications that require higher dynamic range, with a low noise figure of 4.2 dB typ. across majority of the band. Complementary safety features such as protection against DC transients, over-voltage and reverse voltage conditions ensure that the amplifier stays protected against mishandling.

KEY FEATURES

Feature	Advantages
Ultra-Wideband, 0.01 to 30 GHz	Enables a single amplifier to be used in a wide range of applications.
Excellent Gain Flatness, ± 1.5 dB from 100 MHz to 26.5 GHz	Provides consistent performance, minimizing the need for external equalizing networks in wideband applications.
Low Noise and High IP3: <ul style="list-style-type: none"> • NF, 4.2 dB Typ. • IP3, +34 dBm Typ. 	The combination of low noise and high IP3 makes the ZVA-0.5W303G+ ideal for use in receiver front end (RFE) as it gives the user the advantages of sensitivity and two-tone IM performance at both ends of the dynamic range.
Rugged Design	Built-in protection against DC transients, reverse voltage and over-voltage provides added reliability for demanding operating conditions.





COAXIAL WIDEBAND

Medium Power Amplifier

ZVA-0.5W303G+ ZVA-0.5W303GX+

Mini-Circuits

50Ω 0.5 W 10 MHz to 30 GHz 2.92 mm Female

ELECTRICAL SPECIFICATION AT +25 °C (AMBIENT), $V_{DD} = +12$ V TYP.

Parameter	Condition (GHz)	ZVA-0.5W303G+ ZVA-0.5W303GX+ [▲]			Units
		Min.	Typ.	Max.	
Frequency Range		0.01		30	GHz
Gain	0.01-10	21	24.5		dB
	10-26.5	20.5	24.5		
	26.5-30	20	23		
Gain Flatness	0.10-26.5		±1.5		dB
Output Power at 1 dB Compression	0.01-0.05	+23	+25		dBm
	0.05-10	+24	+27		
	10-26.5	+22.5	+25		
	26.5-30	+20.5	+23		
Saturated Output Power ¹	0.01-0.05	+27	+29		dBm
	0.05-10	+26	+29		
	10-26.5	+24	+27		
	26.5-30	+22.5	+26		
Noise Figure	1-26.5		4.2	7	dB
	26.5-30		6.5	7.5	
Output IP3 (Output Power = +10 dBm/Tone)	0.01-10		+37		dBm
	10-26.5		+32		
	26.5-30		+30		
Input VSWR	0.05-10		1.4		:1
	10-26.5		1.6		
	26.5-30		2		
Output VSWR	0.05-10		1.2		:1
	10-26.5		1.8		
	26.5-30		2		
DC Supply Voltage (V_{DD})		+11	+12	+13	V
Supply Current ²			460	600	mA

1. With Input Power up to +15 dBm.

2. Maximum Supply Current is specified at Saturated Output Power.

▲ For unit without heatsink, the baseplate temperature must be limited to +75 °C. at max. ambient temperature. Suitable heat-sinking mechanism must be provided to ensure the baseplate does not exceed this temperature.

ABSOLUTE MAXIMUM RATINGS³

Parameter	Ratings
Operating Temperature (Ambient)	0 °C to +50 °C
Storage Temperature	-20 °C to +70 °C
Total Power Dissipation	7.5 Watts
RF Input Power ⁴ (CW), $V_{DD} = +12$ V	+16 dBm
DC Voltage	+14 V

3. Continuous operation is not recommended at these extremes. Permanent damage may occur if any of these limits are exceeded.

4. Specified under matched load to 50Ω.





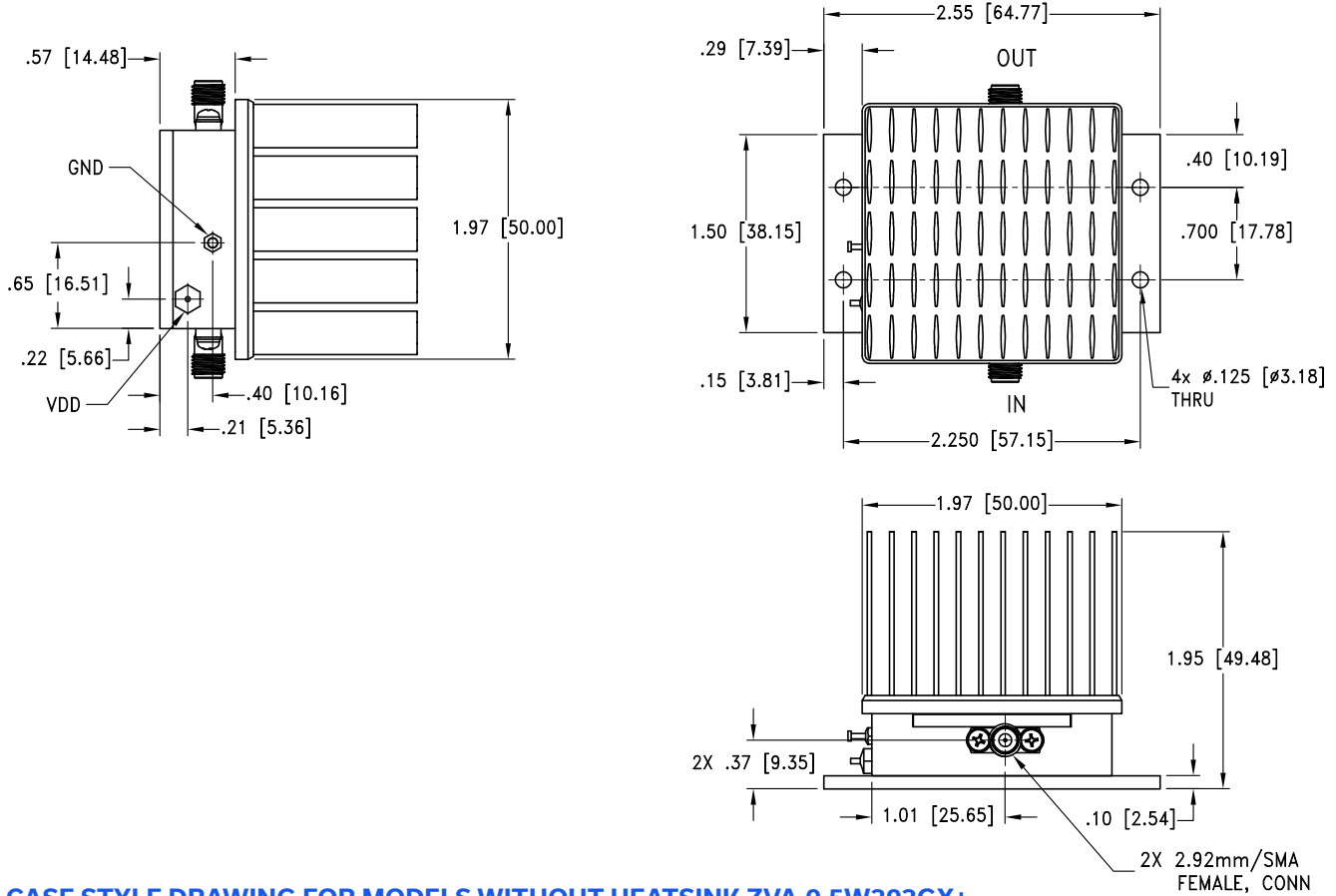
COAXIAL WIDEBAND

Medium Power Amplifier

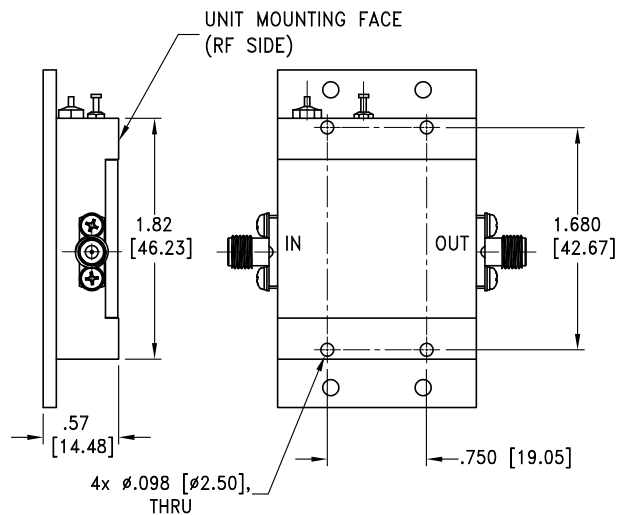
ZVA-0.5W303G+ ZVA-0.5W303GX+

50Ω 0.5 W 10 MHz to 30 GHz 2.92 mm Female

CASE STYLE DRAWING FOR MODELS WITH HEATSINK ZVA-0.5W303G+



CASE STYLE DRAWING FOR MODELS WITHOUT HEATSINK ZVA-0.5W303GX+



Weight: 455 grams;
 Weight without heatsink: 345 grams;
 Dimensions are in inches [mm]. Tolerances: 2 PL \pm .03; 3 PL \pm .015





COAXIAL WIDEBAND

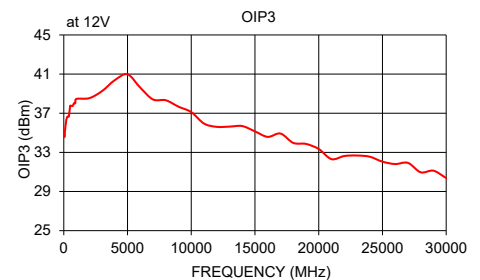
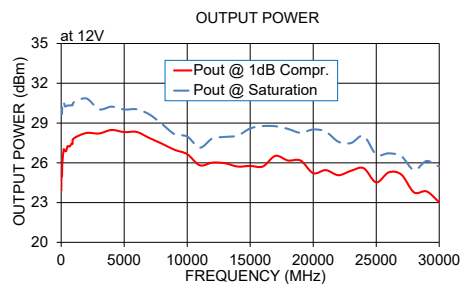
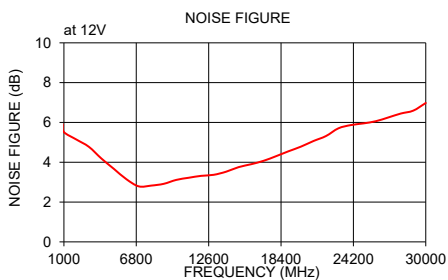
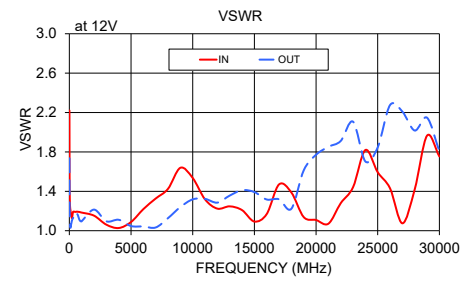
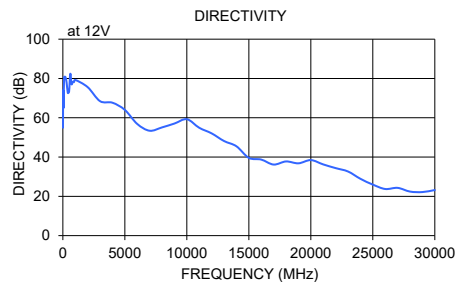
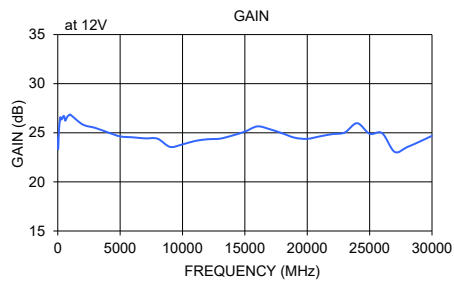
Medium Power Amplifier

ZVA-0.5W303G+ ZVA-0.5W303GX+

50Ω 0.5 W 10 MHz to 30 GHz 2.92 mm Female

TYPICAL PERFORMANCE DATA/CURVES

Frequency (MHz)	Gain (dB)	Directivity (dB)	VSWR (:1)		Noise Figure (dB)	P _{OUT} at 1 dB Compr. (dBm)	P _{OUT} at Saturation (dBm)	OIP3 (dBm)
	+12 V	+12 V	IN	OUT	+12 V	+12 V	+12 V	+12 V
10	24.50	54.92	2.22	1.74		23.91	29.88	35.16
3000	25.50	68.44	1.06	1.10	4.78	28.21	30.04	39.26
5000	24.63	64.00	1.09	1.05	3.67	28.32	30.02	40.98
9000	23.57	57.06	1.64	1.24	2.92	26.98	28.16	37.67
10000	23.82	59.26	1.54	1.32	3.11	26.65	27.99	37.11
13000	24.40	48.16	1.25	1.36	3.37	25.97	27.95	35.63
15000	25.12	39.58	1.09	1.39	3.75	25.76	28.59	35.14
18000	24.94	37.76	1.39	1.22	4.30	26.17	28.56	33.97
20000	24.38	38.45	1.11	1.77	4.79	25.22	28.51	33.35
23000	25.02	32.64	1.44	2.11	5.70	25.40	27.49	32.68
27000	23.06	24.31	1.08	2.21	6.25	25.11	26.49	31.93
30000	24.69	23.20	1.75	1.81	6.98	23.02	25.71	30.38





- NOTES**
- A. Performance and quality attributes and conditions not expressly stated in this specification document are intended to be excluded and do not form a part of this specification document.
 - B. Electrical specifications and performance data contained in this specification document are based on Mini-Circuits' applicable established test performance criteria and measurement instructions.
 - C. The parts covered by this specification document are subject to Mini-Circuits standard limited warranty and terms and conditions (collectively, "Standard Terms"); Purchasers of this part are entitled to the rights and benefits contained therein. For a full statement of the standard. Terms and the exclusive rights and remedies thereunder, please visit Mini-Circuits' website at www.minicircuits.com/terms/viewterm.html



Looking for pricing, stock, or lifecycle information?

Click below to explore more details on WIN SOURCE:

-  [View ZVA-0.5W303GX+ on WIN SOURCE](#)
-  [Mini-Circuits Information](#)

Optimize Your Supply Chain with WIN SOURCE Solutions

-  Global Sourcing Solution
-  Obsolete Management
-  Cost Control Management
-  Shortage Management
-  Alternative Solution
-  Excess Inventory Management