


The IU series is housed in a SIP8 or DIP16 PCB mount plastic case. Featuring a 2:1 input voltage range of 4.5 to 9VDC, 9 to 18VDC, 18 to 36VDC or 36 to 72VDC with regulated single outputs of 3.3, 5, 9, 12, 15 & 24VDC and dual outputs ± 3.3 , ± 5 , ± 9 , ± 12 , ± 15 or ± 24 VDC.

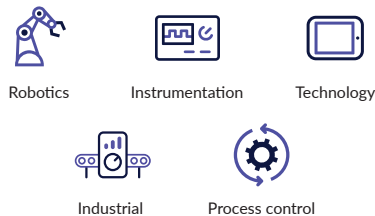
The 2W IU series has 1kVDC isolation (optional 3kV) between input and output, continuous short circuit protection is standard. Remote On/Off can be specified as an option on SIP versions. The operating temperature range is from -40°C to +85°C.



Features

- ▶ Regulated single & dual outputs
- ▶ 2:1 input range
- ▶ Single outputs 3.3 to 24VDC
- ▶ Dual outputs ± 3.3 to ± 24 VDC
- ▶ SIP8 or DIP16 package
- ▶ 1.0kVDC isolation, 3.0kVDC option
- ▶ Continuous short circuit protection
- ▶ Remote On/Off option on SIP8 models
- ▶ -40°C to +85°C operating temperature
- ▶ 3 year warranty

Applications



Dimensions

See mechanical details

More resources

Click the link or scan the code

→ xppower.com



Models & ratings

Model number ⁽¹⁻⁵⁾	Input voltage	No load input current	Output voltage ⁽³⁾	Output current	Efficiency	Maximum capacitive load
IU0503SA	4.5-9.0VDC	15mA	3.3VDC	500mA	67%	3300 μ F
IU0505SA		15mA	5.0VDC	400mA	70%	3300 μ F
IU0509SA		30mA	9.0VDC	222mA	72%	470 μ F
IU0512SA		30mA	12.0VDC	167mA	72%	470 μ F
IU0515SA		30mA	15.0VDC	133mA	73%	470 μ F
IU0524SA		60mA	24.0VDC	83mA	75%	220 μ F

Continued on page 2

Notes:

1. For dual inline package replace 'S' in model number with 'D'.
2. For optional 3kVDC isolation add suffix '-H' to the model number.
3. For dual output delete suffix 'A' & split output current equally between rails.
4. For optional Remote On/Off on SIP models, add suffix '-R' to model number. Applying 5VDC via 1 k Ω current limiting resistor and diode turns output off.
5. Output capacitor of 100 μ F required to meet quoted ripple & noise.
6. Minimum load of 25% required to meet load regulation & ripple & noise specifications.
7. Operation at no load will not damage device but may not meet all specifications.

Models & ratings

Model number ⁽¹⁾	Input voltage	No load input current ⁽²⁾	Output voltage	Output current	Efficiency	Maximum capacitive load
IU1203SA	9.0-18.0VDC	15mA	3.3VDC	500mA	67%	3300µF
IU1205SA		15mA	5.0VDC	400mA	77%	3300µF
IU1209SA		15mA	9.0VDC	222mA	78%	470µF
IU1212SA		15mA	12.0VDC	167mA	80%	470µF
IU1215SA		15mA	15.0VDC	133mA	78%	470µF
IU1224SA		15mA	24.0VDC	83mA	80%	220µF
IU2403SA		18.0-36.0VDC	8mA	3.3VDC	500mA	70%
IU2405SA	8mA		5.0VDC	400mA	77%	3300µF
IU2409SA	8mA		9.0VDC	222mA	80%	470µF
IU2412SA	8mA		12.0VDC	167mA	80%	470µF
IU2415SA	8mA		15.0VDC	133mA	80%	470µF
IU2424SA	8mA		24.0VDC	83mA	80%	220µF
IU4803SA	36.0-72.0VDC		6mA	3.3VDC	500mA	71%
IU4805SA		6mA	5.0VDC	400mA	74%	3300µF
IU4809SA		6mA	9.0VDC	222mA	78%	470µF
IU4812SA		6mA	12.0VDC	167mA	78%	470µF
IU4815SA		6mA	15.0VDC	133mA	78%	470µF
IU4824SA		6mA	24.0VDC	83mA	80%	220µF

Notes:

- For dual inline package replace 'S' in model number with 'D'.
- For optional 3kVDC isolation add suffix '-H' to the model number.
- For dual output delete suffix 'A' & split output current equally between rails.
- For optional Remote On/Off on SIP models, add suffix '-R' to model number. Applying 5VDC via 1 kΩ current limiting resistor and diode turns output off.
- Output capacitor of 100µF required to meet quoted ripple & noise.
- Minimum load of 25% required to meet load regulation & ripple & noise specifications.
- Operation at no load will not damage device but may not meet all specifications.

Input

Characteristic	Minimum	Typical	Maximum	Units	Notes & conditions
Input voltage range	See models and ratings table				
Input reflected ripple current		35		mA pk-pk	12µH inductor and 47µF capacitor, 5Hz to 20MHz
Input filter	Capacitor				

Output

Characteristic	Minimum	Typical	Maximum	Units	Notes & conditions
Output voltage	See models & ratings table				
Minimum load	0			%	No minimum load required. Operation at no load will not damage device but may not meet all specifications.
Line regulation			±0.5	%	
Load regulation			±1	%	25-100% load change, Operation at no load will not damage device but may not meet all specifications.
Setpoint accuracy			±2	%	
Ripple & noise		80		mV pk-pk	20MHz bandwidth, minimum load of 25% required to meet load regulation & ripple & noise specifications.
Short circuit protection	Continuous with auto recover (foldback)				
Cross regulation		±5		%	Dual output models.
Temperature coefficient		0,02		%/°C	
Remote on/off	Optional on SIP package model, for optional Remote On/Off on SIP models, add suffix '-R' to model number. Applying 5V via 1kΩ current limiting resistor and diode turns output off.				

General

Characteristic	Minimum	Typical	Maximum	Units	Notes & conditions
Efficiency	See models & ratings table				
Isolation voltage		1000		VDC	Optional 3000VDC. for optional 3kVDC isolation add suffix '-H' to the model number.
Isolation resistance		10 ⁹		Ω	
Isolation capacitance		60		pF	
Switching frequency	100		650	kHz	
Mean time between failure		>1.61		Mhrs	MIL-HDBK-217F, +25°C GB

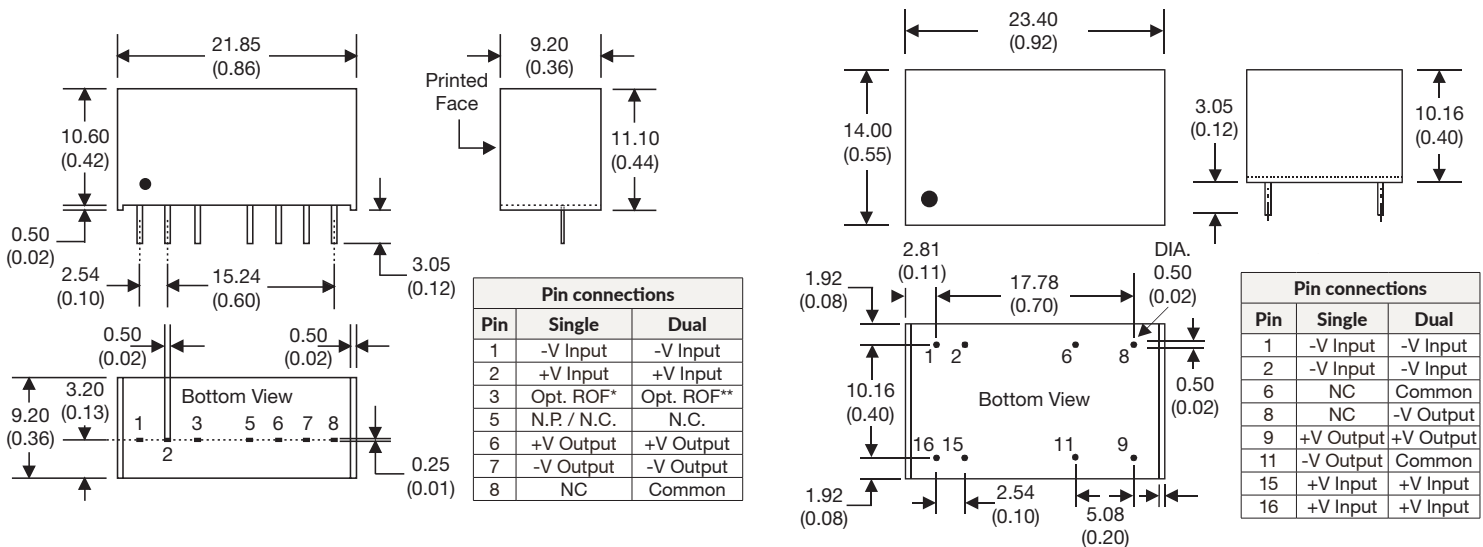
Environmental

Characteristic	Minimum	Typical	Maximum	Units	Notes & conditions
Operating temperature	-40		+85	°C	
Storage temperature	-40		+125	°C	
Case temperature			+100	°C	
Cooling	Convection cooled				

Safety approvals

Certification	Standard	Notes & conditions
UL	UL62368-1	Information technology
CE	Meets all applicable directives	
UKCA	Meets all applicable legislation	

Mechanical details



Notes:

- Pin pitch tolerance: ± 0.35 (± 0.014), Case tolerance: ± 0.5 (± 0.02)
- Weight: SIP 4.0g (0.009lbs), DIP 6.0g (0.013lbs)







Looking for pricing, stock, or lifecycle information?

Click below to explore more details on WIN SOURCE:

 [View IU2424SA on WIN SOURCE](#)

 [XP Power Information](#)

Optimize Your Supply Chain with WIN SOURCE Solutions

-  Global Sourcing Solution
-  Obsolete Management
-  Cost Control Management
-  Shortage Management
-  Alternative Solution
-  Excess Inventory Management