



**THE DATASHEET OF
SOU-13 + PHOTODIODE SKS-200**



SOU-13 | Digital twilight/light switch with time switches + Wi-Fi connection

ALL IN ONE
daily
weekly
yearly
astro
PROGRAM

TWILIGHT
SWITCH

WEB
SERVER

WI-FI
2.4 GHz

EAN code
SOU-13/1 + SKS-200: 8595188194648
SOU-13/1: 8595188192248
SKS-200: 8595188182331



SKS-200

Technical parameters SOU-13/1

Supply terminals:	A1-A2
Supply voltage:	AC 100 – 240 V (50-60 Hz), DC 145 – 335 V
Consumption (max.):	Wi-Fi "OFF" 0.8 W/1.4 VA "ZAP" 1.3 W/2.5 VA
Supply voltage tolerance:	-15 %; +10 %

Measuring circuit

Measuring terminals:	E1-E1
Light intensity range:	1 .. 50.000 lx
Hysteresis (sensitivity):	adjustable, 1 .. 20 %
Offset (deviation):	adjustable, -50 .. +50 lx
Sensor failure indication:	displayed on LCD*

Output

Contact type:	1x changeover (AgSnO ₂)
Current rating:	AC 10 A/DC 5 A; PD. B300
Breaking capacity:	2500 VA/AC1, 150 W/DC1
Switching voltage:	AC 250 V/DC 30 V
Power dissipation (max.):	0.6 W
Mechanical life:	10.000.000 ops.
Electrical life (AC1):	100.000 ops.

Time circuit

Accuracy:	max. ±0.5 s/day at 23°C (73.4 °F)
Min. switching interval:	1 s
Data retention time:	min. 10 years
Set time backup:	up to half a year with 60 outages (CR 2032 - 3V)

Program circuit

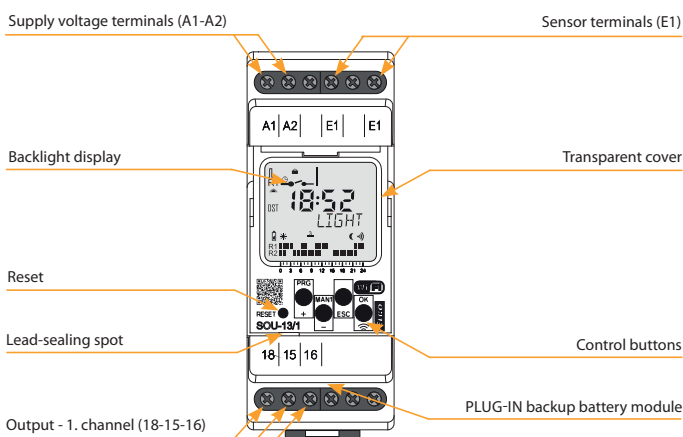
Number of memory locations:	200 - time programs, 30 - holidays
Program type:	daily, weekly, yearly, astro + light
Displayed data:	LCD display with white backlight
Settings via website:	by Wi-Fi (2.4 GHz)

Other information

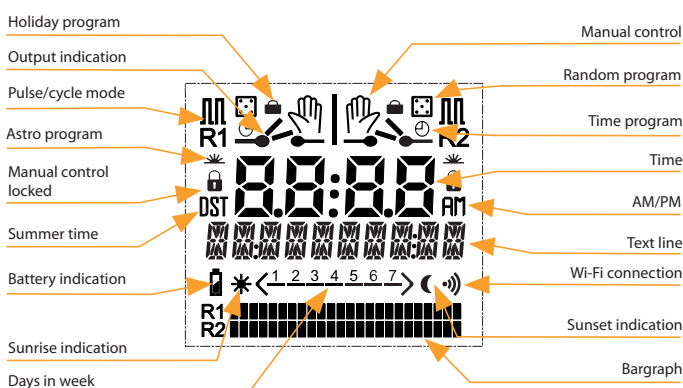
Operating temperature:	-20 .. +55 °C (-4 .. 131 °F)
Storage temperature:	-30 .. +70 °C (-22 .. 158 °F)
Dielectric strength:	
supply – output	AC 4 kV
supply – sensor	AC 3.5 kV
Operating position:	any
Mounting:	DIN rail EN 60715
Protection degree:	IP40 front panel/IP20 terminals
Overvoltage category:	III.
Pollution degree:	2
Cross-wire section; solid/ stranded with ferrule (max.):	1x 2.5 mm ² (14 AWG), 2x 1.5 mm ² (16 AWG)/ 1x 2.5 mm ² (14 AWG), 2x 1.0 mm ² (17 AWG)
Dimensions:	90 × 35 × 64 mm (3.5" × 1.4" × 2.5")
Sensor dimensions SKS-200:	58 × Ø 24 mm (2.3" × Ø 0.9")
Weight:	120 g (4.2 oz) SOU-13/1; 16 g (0.5 oz) sensor SKS-200
Standards:	EN 61812-1, EN 18031-1

- Switching control based on measured ambient light intensity with built-in time switch, allowing daily, weekly, yearly and astronomic program. This way, the twilight switch function can be limited in real time as required.
- The twilight switch is subordinate to the time switch programs.
- Simple setting after the first start-up.
- External sensor is suitable for mounting on the wall/in panel (holder and sensor are part of the delivery).
- User replaceable battery to back up the set time during power outages.
- Built-in web server for setup and control via Wi-Fi connection.
- Time synchronization through NTP server (require internet connection for twilight/light switch).
- Possibility of permanent connection to the local network.
- WRC: web remote control and setup from anywhere (require internet connection for twilight/light switch).
- New well-arranged display with white backlight.
- ASTROnomic program: manual entry of coordinates or selecting from one of more than 500 preset cities. Selection of days of the week, astro interrupt function (night break) and high position accuracy.
- 1-channel design (with an operating hours counter).
- Pulse/cycle output mode.
- Transition of summer/winter time – AUTO or OFF.
- PIN code protection against unauthorized changes.
- Wireless firmware update.

Description

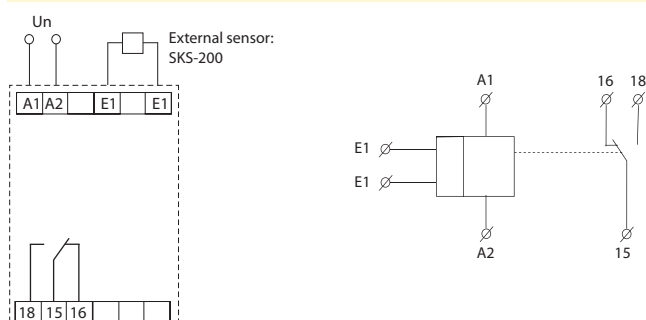


Description of displayed elements



Connection

Symbol



* SHORT - short circuit, NO SENS - sensor interruption

Looking for pricing, stock, or lifecycle information?

Click below to explore more details on WIN SOURCE:

-  [View SOU-13 + Photosensor SKS-200 on WIN SOURCE](#)
-  [ELKO EP North America LLC Information](#)

Optimize Your Supply Chain with WIN SOURCE Solutions

-  Global Sourcing Solution
-  Obsolete Management
-  Cost Control Management
-  Shortage Management
-  Alternative Solution
-  Excess Inventory Management