



THE DATASHEET OF CRM-71TO/UNI





EAN code
 CRM-71TO/UNI: 8595188192811
 CRM-72TO/UNI: 8595188192828

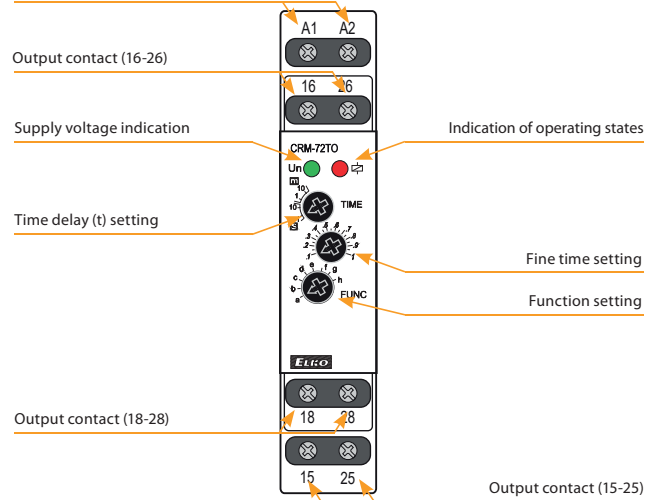
- The relay keeps timing according to the set function even after the power supply is disconnected.
- It can be used for delayed switching off of a backup power supply and systems in case of power failure (e.g. emergency lighting, emergency ventilation, electrically and automatically operated doors – lifts, escalators).
- Comfortable and well-arranged time delay (t) setting by rotary switch.
- Adjustable time delay from 0.1 s to 10 m is split into four ranges: (0.1 s – 1 s / 1 s – 10 s / 0.1 m – 1 m / 1 m – 10 m)
- Power supply outages must be in the order of tens to hundreds of milliseconds.
- Multifunction red LED flashes or shines depending on the operating states.

Technical parameters	CRM-71TO	CRM-72TO
Power supply		
Supply terminals:	A1-A2	
Supply voltage:	AC/DC 12 – 240 V (AC 50-60 Hz)	
Consumption (max.):	1.9 VA/0.9 W	
Supply voltage tolerance:	–15 %; +10 %	
Time circuit		
Number of features:	8	
Time delay (t):	0.1 s – 10 m	
Time setting:	rotary switch and potentiometer	
Time deviation:	5 % – mechanical setting	
Repeat accuracy:	0.2 % – set value stability	
Temperature coefficient:	0.01 %/°C, at = 20 °C (0.01%/°F, at = 68 °F)	
Output		
Contact type:	1× changeover (AgSnO ₂)	2× changeover (AgNi)
Current rating:	16 A/AC *	8 A/AC1 **
Breaking capacity:	4000 VA/AC1, 384 W/DC1	2000 VA/AC1, 192 W/DC1
Inrush current:	20 A/<3 s	10 A/<3 s
Switching voltage:	250V AC/24V DC	
Power dissipation (max.):	1.2 W	
Mechanical life:	2.000.000 ops.	
Electrical life (AC1):	50.000 ops.	200.000 ops.
Other specifications		
Operating temperature:	–20 .. +55 °C	
Storage temperature:	–30 .. +70 °C	
Dielectric strength:	supply – output 1	AC 4 kV
	supply – output 2	-
	output 1 – output 2	-
Operating position:	any	
Mounting:	DIN rail EN 60715	
Protection degree:	IP40 front panel / IP20 terminals	
Oversvoltage category:	III.	
Pollution degree:	2	
Cross-wire section – solid/stranded with ferrule (mm ²):	max. 1× 2.5, 2× 1.5/ max. 1× 2.5 (AWG 14)	
Dimensions:	90 × 17.6 × 64 mm (3.54" × 0.69" × 2.52")	
Weight:	63 g (2.22 oz)	69 g (2.43 oz)
Standards:	EN 61812-1	

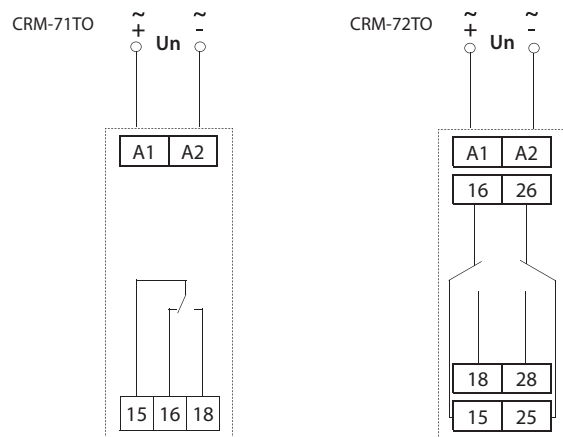
Description

CRM-72TO

Supply voltage terminals (A1-A2)

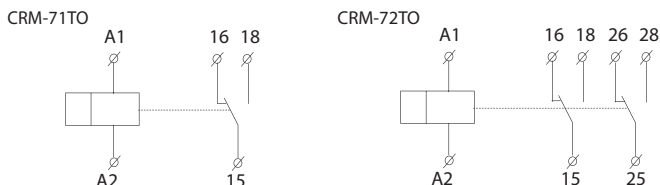


Connection

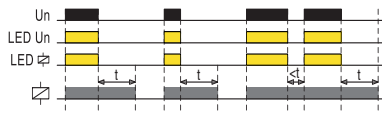
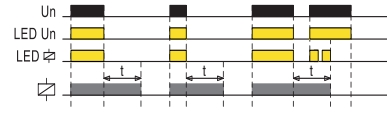
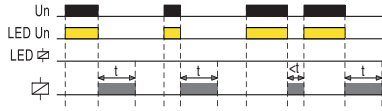
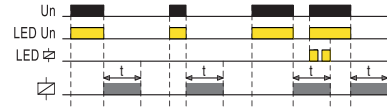
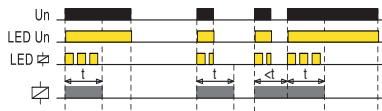
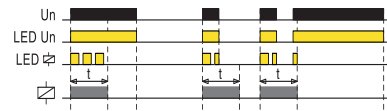
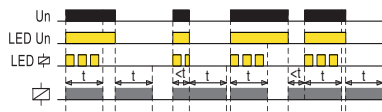
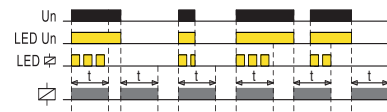


* 1 HP|240 Vac, 1/2 HP|120 Vac; PD. B300
 ** 1/2 HP|240 Vac, 1/3 HP|120 Vac; PD. B300

Symbol



Function

a TRUE OFF DELAY 1**e** TRUE OFF DELAY 2**b** TRUE SINGLE SHOT falling edge 1**f** TRUE SINGLE SHOT falling edge 2**c** TRUE INTERVAL ON 1**g** TRUE INTERVAL ON 2**d** TRUE INTERVAL ON/OFF 1**h** TRUE INTERVAL ON/OFF 2

Functions a, b, c, d (1) differ from functions e, f, g, h (2) in behavior after a power failure, shorter than the set time delay (t).

- Functions a, b, c, d (1) after a short outage reset the delay and run from the beginning as when the power was turned on
- The function e, f, g, h (2) does not respond to a short outage and it completes the set delay until the end

If the function or time range rotary switches are in any unused positions, the red LED will flash rapidly after power-up and a short delay.

Looking for pricing, stock, or lifecycle information?

Click below to explore more details on WIN SOURCE:

- ⊖ [View CRM-71TO/UNI on WIN SOURCE](#)
- ⊖ [ELKO EP North America LLC Information](#)

Optimize Your Supply Chain with WIN SOURCE Solutions

- ✓ Global Sourcing Solution
- ✓ Obsolete Management
- ✓ Cost Control Management
- ✓ Shortage Management
- ✓ Alternative Solution
- ✓ Excess Inventory Management