




**THE DATASHEET OF
PSB-10-12V**





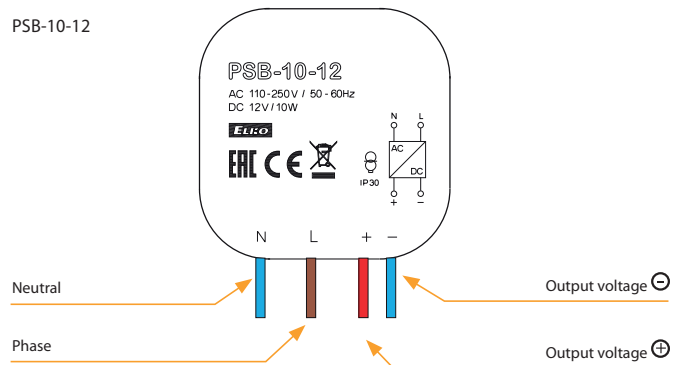
EAN code
 PSB-10-12: 8595188145022
 PSB-10-24: 8595188143783
 PS-30-R: 8595188136655

- **PSB-10:** switched stabilized power supplies with fixed output voltage, designed for mounting in the installation box.
 - **PSB-10-12:** stabilized power supply 12 V/10 W.
 - **PSB-10-24:** stabilized power supply 24 V/10 W.
- **PS-30-R:** switching stabilized adjustable power supply 12-24 V/30 W.
- The output current is limited by an electronic fuse, when the maximum current is exceeded, the source switches off and switches on again after a short time delay.
- Thermal protection - in case of thermal overload the source switches off, after cooling it switches on again

Technical parameters	PSB-10-12	PSB-10-24	PS-30-R
Input			
Voltage range:	AC 110 - 250 V (50-60 Hz)	AC 110 - 250 V (50-60 Hz)	AC 100 - 250 V (50-60 Hz)
Burden without load (max.):	3 VA/0.5 W	3 VA/0.5 W	10 VA/1.7 W
Burden with full load (max.):	26 VA/13 W	26 VA/13 W	70 VA/37 W
Protection:	x	x	fuse T2A
Output			
Output voltage DC/max. current:	12 V/ 0.84 A	24 V/ 0.42 A	12.2 V/2.5 A 24.2 V/1.25 A
Tolerance of output voltage:	± 2%		± 3%
Output indication:	x		green LED
Wave of off-load output voltage:	40 mV		40 mV
Wave of output voltage with max load:	380 mV		500 mV
Time delay after connection:	max. 1s		max. 1s
Time delay after over-load:	max. 1s		max. 1s
Efficiency:	> 75%		> 81%
Electronic fuse:	against short circuit, current and temperature overload (from 120% of rated power)		
Other information			
Working humidity:	+20 .. +90 % RH		
Operating temperature:	-20 .. +40 °C (-4 .. 104 °F)		
Storage temperature:	-40 .. +85 °C (-40 .. 185 °F)	-40 .. +85 °C (-40 .. 185 °F)	-25 .. +70 °C (-13 .. 158 °F)
Dielectric strength input- output:	4kV		
Protection degree:	IP30	IP30	IP40 front panel I/IP20 terminals
Overvoltage category:	II.		
Degree of pollution:	2		
Cross section of connecting wires (mm²):	x	x	max. 1x 2.5, max. 2x 1.5/s dut.max. 1x 1.5
Outlets (cross section/length):	wire CY, 4x 0.75mm², 90mm (3.5")	wire CY, 4x 0.75mm², 90mm (3.5")	x
Dimensions:	49 x 49 x 21 mm (1.9" x 1.9" x 0.83")		90 x 52 x 65 mm (3.5" x 2" x 2.6")
Weight:	78 g (2.8 oz.)	78 g (2.8 oz.)	163 g (5.7 oz.)
Standard:	EN 61204-1, EN 61204-3, EN 61204-7		

Device description

PSB-10-12

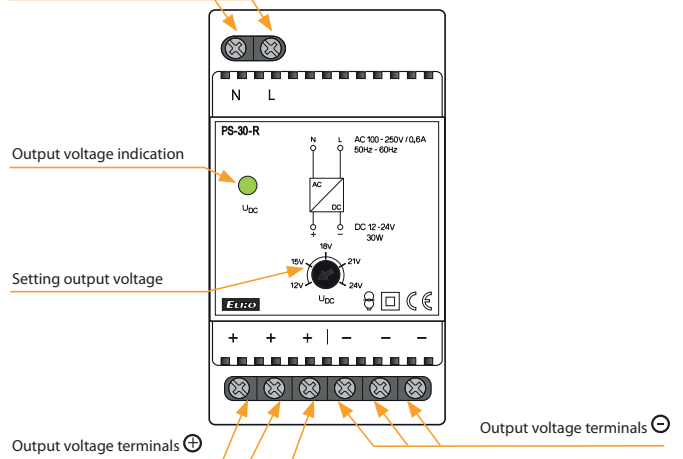


PSB-10-12/PSB-10-24

designated for installation into an installation box. Suitable for controlling of lighting sources, thermo valves, shutter engines, etc.

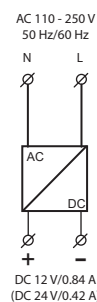
PS-30-R

Supply terminals (N-L)

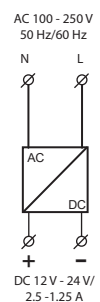


Connection

PSB-10-12 (PSB-10-24)





PS-30-R



Looking for pricing, stock, or lifecycle information?

Click below to explore more details on WIN SOURCE:

-  [View PSB-10-12V on WIN SOURCE](#)
-  [ELKO EP North America LLC Information](#)

Optimize Your Supply Chain with WIN SOURCE Solutions

-  Global Sourcing Solution
-  Obsolete Management
-  Cost Control Management
-  Shortage Management
-  Alternative Solution
-  Excess Inventory Management