



**THE DATASHEET OF
PS4M-92/24V**



PS1M, PS2M, PS3M, PS4M, PS6M | Switching power supplies DC - unregulated



5 YEAR WARRANTY



- Rated output voltage 12 or 24V DC with the possibility of regulation.
- High efficiency of up to 90%.
- Low ripple & noise.
- Protection: Over load, Over voltage and Short circuit.
- Continuously adjustable output voltage to adapt to the specific application, e.g. the need to compensate for the voltage drop caused by the length of the line.

EAN code
 PS1M-15/12V: 8595188180474
 PS1M-15/24V: 8595188180481
 PS2M-24/12V: 8595188180498
 PS2M-30/24V: 8595188180504
 PS3M-54/12V: 8595188180511
 PS3M-60/24V: 8595188180528
 PS4M-85/12V: 8595188180535
 PS4M-92/24V: 8595188180542
 PS6M-135/12V: 8595188199698
 PS6M-150/24V: 8595188199704

Technical parameters

Technical parameters	PS1M-15/12V	PS1M-15/24V	PS2M-24/12V	PS2M-30/24V	PS3M-54/12V	PS3M-60/24V	PS4M-85/12V	PS4M-92/24V	PS6M-135/12V*	PS6M-150/24V*
Input										
Voltage range:	AC 100 - 240 V (50/60 Hz), DC 145 - 330 V									
Tolerance:	± 10%									
Efficiency:	85%	86%	88%	89%	88%	90%	88%	90%	89%	90%
Consumption without load (max.):	0.3W/4VA	0.5W/4VA	0.3W/8VA	0.4W/8VA	0.3W/7VA	0.5W/6.5VA	0.4W/11VA	0.1W/12VA	0.7W/11VA	0.7W/11VA
Consumption with full load (max.):	16W/30VA	17.5W/32VA	30W/50VA	33W/60VA	60W/95VA	70W/111VA	95W/150VA	105W/160VA	138W/215VA	138W/212VA
Inrush current:****	max. 25A at 115V AC/60Hz max. 45A at 240V AC/50Hz				max. 30A at 115V AC/60Hz max. 60A at 240V AC/50Hz		max. 35A at 115V AC/60Hz max. 70A at 240V AC/50Hz		max. 35A at 115V AC/60Hz max. 70A at 240V AC/50Hz	
Output										
Rated voltage:**	12V DC	24V DC	12V DC	24V DC	12V DC	24V DC	12V DC	24V DC	12V DC	24V DC
Voltage setting range:	11 - 13V	23 - 25V	11 - 13V	23 - 25V	11.4 - 12.6V	22.8 - 25.2V	11 - 13V	23 - 25V	11 - 13V	23 - 25V
Rated current:	1.25A	0.625A	2A	1.25A	4.5A	2.5A	7.1A	3.83A	11.3A/230V 10.2A/120V	6.25A/230V 5.3A/120V
Rated power:	15W	15W	24W	30W	54W	60W	85W	92W	135W	150W
Ripple & Noise:	120mV	150mV	120mV	150mV	120mV	150mV	120mV	150mV	100mV	150mV
Output indication:	blue LED		blue LED		green LED		blue LED		blue LED	
Tolerance of output voltage:	5 %									
Overload protection:	from 130 % - 200% rated output power									
Overvoltage protection:	from 110 % - 145% rated output power								from 105 % - 135% rated output power	
Overcurrent protection:	from 110 % - 180% rated output power									
Short circuit protection:	temporarily disconnecting the output									
Other information										
Operating temperature:***	-20 .. +50°C (-4 .. 122 °F)									
Operating humidity:	20% ~ 90% RH non-condensing									
Storage temperature:	-40 .. +80°C (-40 .. 176 °F)									
Dielectric strength:	3kV AC									
Insulation resistance:	100M Ω/500V DC/25°C (77°F)/70% RH									
Overvoltage category:	III.									
Pollution degree:	2									
Max. cable size:	max. 1x 2.5 mm ² , max. 2x 1.5 mm ² solid wire/with sleeve max. 1x 2,5 mm ²									
Terminal torque:										
input terminals	0.5 Nm		0.3 Nm		0.3 Nm		0.3 Nm		0.3 Nm	
output terminals	0.5 Nm									
Protection degree:	IP20									
MTBF:	200 000 hours minimum, full load at 25°C ambient temperature									
Mounting:	DIN rail EN 60715									
Dimensions:	90 x 18 x 58 mm (3.5" x 0.71" x 2.3")	90 x 35 x 58 mm (3.5" x 1.4" x 2.3")	90 x 52.5 x 58 mm (3.5" x 2.1" x 2.3")	90 x 70 x 58 mm (3.5" x 2.8" x 2.3")	90 x 105 x 58 mm (3.5" x 4.1" x 2.3")					
Weight:	78 g (2.8 oz)	120 g (4.2 oz)	190 g (6.7 oz)	270 g (9.5 oz)	380 g (13.8 oz)					
Standards:	EN 61204, UL 62368-1									

* PS6M-135/12V & PS6M-150/24V on request

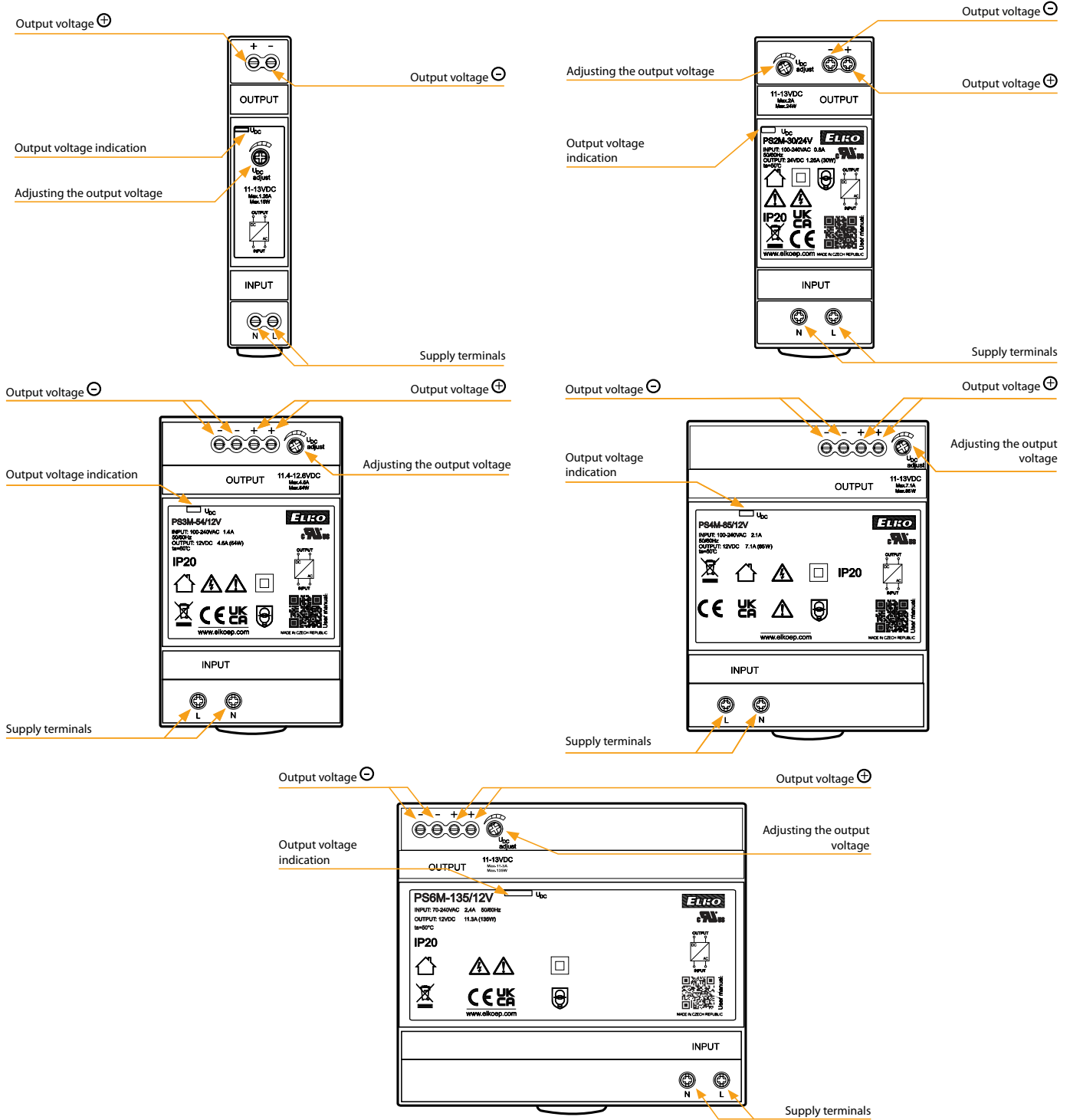
** different rated voltage on request: PS1M, PS2M, PS3M - 5V, 15V, 48V; PS4M, PS6M - 15V, 48V

*** PS6M - max. operating temperature limited to 45°C (113°F)

**** the stated values are valid for the full load from the source

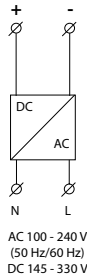
PS1M, PS2M, PS3M, PS4M, PS6M | Switching power supplies DC - unregulated

Description

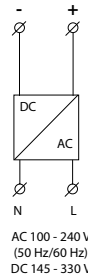


Connection

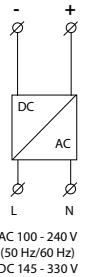
PS1M-15/12V
(PS1M-15/24V)
DC 12 V/1.25 A
(DC 24 V/0.625 A)



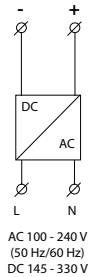
PS2M-24/12V
(PS2M-30/24V)
DC 12 V/2 A
(DC 24 V/1.25 A)



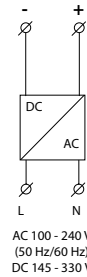
PS3M-54/12V
(PS3M-60/24V)
DC 12 V/4.5 A
(DC 24 V/2.5 A)



PS4M-85/12V
(PS4M-92/24V)
DC 12 V/7.1 A
(DC 24 V/3.83 A)





PS6M-135/12V
(PS6M-150/24V)
DC 12 V/11.3 A/230 V, 10.2 A/120 V
(DC 24 V/6.25 A/230 V, 5.3 A/120 V)



Looking for pricing, stock, or lifecycle information?

Click below to explore more details on WIN SOURCE:

-  [View PS4M-92/24V on WIN SOURCE](#)
-  [ELKO EP North America LLC Information](#)

Optimize Your Supply Chain with WIN SOURCE Solutions

-  Global Sourcing Solution
-  Obsolete Management
-  Cost Control Management
-  Shortage Management
-  Alternative Solution
-  Excess Inventory Management