



- Used for temperature monitoring in switchboards, heating or cooling systems, engines, liquids, open spaces, etc.
- Double thermostat for temperature monitoring and regulation over a wide range.
- Rough and fine temperature setting for each thermostat.
- Galvanically isolated power supply AC/DC 24 – 240 V.
- 2x input for temperature sensor NTC 12 k/25 °C.
- Setting the independent or dependent function of thermostats.
- Selection of heating/cooling function.
- Selectable hysteresis (sensitivity) of switching.
- Two output contacts (separate for each thermostat).

EAN code
TER-4/UNI: 8595188185332

Technical parameters **TER-4**

Number of functions:	4
Supply terminals:	A1-A2
Supply voltage:	AC/DC 24 – 240 V (AC 50-60 Hz) galvanically isolated
Consumption (max.):	3 VA/1 W
Supply voltage tolerance:	-15 %; +10 %

Measuring circuit

Measuring terminals:	T1-T1 & T2-T2	
Rough temperature ranges: (selectable by rotary switch)	-40 .. -25 °C (-40 .. -13 °F) -25 .. -10 °C (-13 .. 14 °F) -10 .. +5 °C (14 .. 41 °F) +5 .. +20 °C (41 .. 68 °F) +20 .. +35 °C (68 .. 95 °F)	+35 .. +50 °C (95 .. 122 °F) +50 .. +65 °C (122 .. 149 °F) +65 .. +80 °C (149 .. 176 °F) +80 .. +95 °C (176 .. 203 °F) +95 .. +110 °C (203 .. 230 °F)

Fine temperature setting:	0 – 15 °C, within the selected range
Hysteresis (sensitivity) for T1:	optional, 0.5 or 2.5 °C (by DIP switch)
Hysteresis (sensitivity) for T2:	optional, 0.5 or 2.5 °C (by DIP switch)
Sensor:	thermistor NTC 12 kΩ/25 °C (°F)
Sensor fault indication:	yellow LED lights up + red LED flashing

Accuracy

Setting accuracy (mech.):	5 %
Temperature dependence:	< 0.1 %/°C

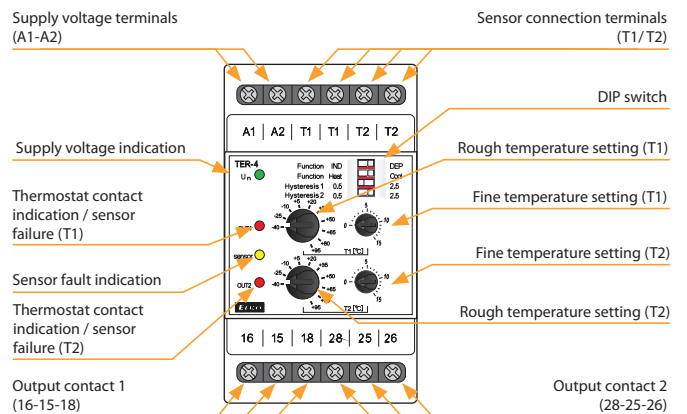
Output

Contact type:	2x changeover/SPDT (AgNi)
Current rating:	16 A/AC1; 1 HP 240 Vac, 1/2 HP 120 Vac; PD. B300
Breaking capacity:	4000 VA/AC1, 384 W/DC1
Inrush current:	30 A/< 3 s
Switching voltage:	250 V AC/24 V DC
Power dissipation (max.):	2.4 W
Mechanical life:	10.000.000 ops.
Electrical life (AC1):	100.000 ops.

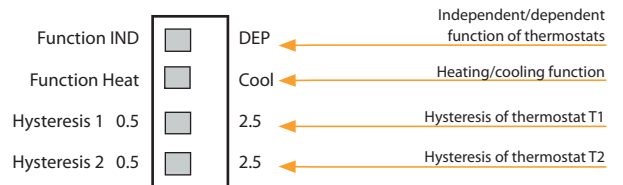
Other information

Operating temperature:	-20 .. +55 °C (-4 .. 131 °F)
Storage temperature:	-30 .. +70 °C (-22 .. 158 °F)
Dielectric strength:	
supply – output	AC 4 kV
output 1 – output 2	AC 4 kV
Operating position:	any
Mounting:	DIN rail EN 60715
Protection degree:	IP40 front panel / IP20 terminals
Overvoltage category:	III.
Pollution degree:	2
Cross-wire section – solid/ stranded with ferrule (mm ²):	max. 1x 2.5, 2x 1.5/ max. 1x 2.5 (AWG 14)
Dimensions:	90 x 52 x 66 mm (3.5" x 2.05" x 2.6")
Weight:	147 g (5.2 oz)
Standards:	EN 60255-1, EN 60255-26, EN 60255-27, EN 60947-1

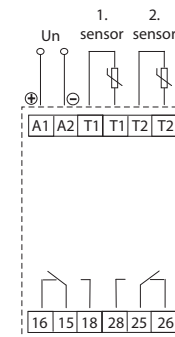
Description



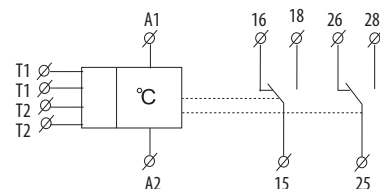
Description of DIP switch



Connection



Symbol



Function

Each thermostat has its own sensor, rough and fine temperature setting, selectable hysteresis and its separated output contact.

The desired temperature is set as the sum value of the selected rough and fine temperature setting.

Example: Required temperature +25 °C (77 °F)

Rough setting +20 °C (68 °F)

Fine setting 5 °C (41 °F)

The device monitors the fault state of each sensor (short circuit or interruption) - if a sensor malfunction occurs, the yellow LED lights up and the corresponding red LED flashes. The respective output contact is opened in the event of a failure.

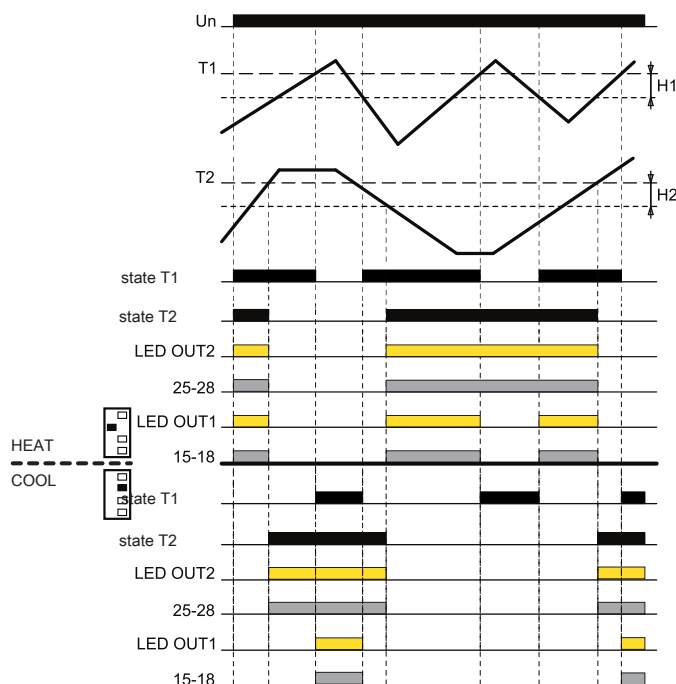
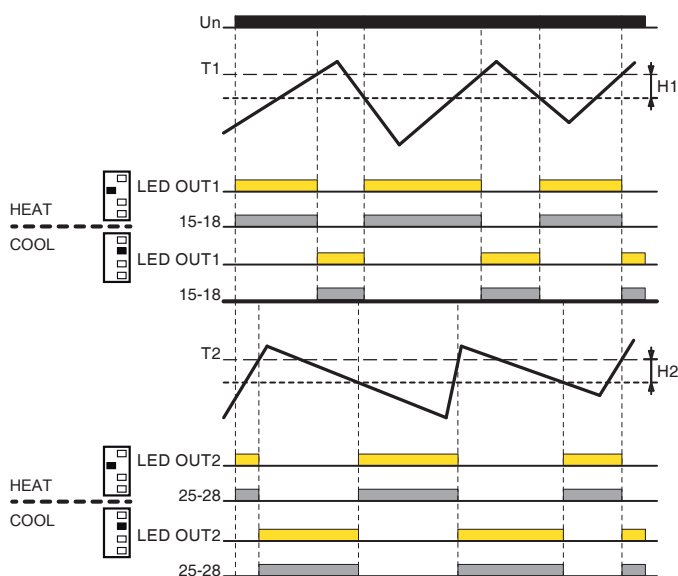
The device can also be operated as a simple thermostat (with one sensor). In this case, it is necessary to connect a 10 kΩ resistor instead of a sensor to the unused input (included in the product package).

Independent function of thermostats

The device acts as two separate simple thermostats.

Dependent function of thermostats

Thermostats are connected "in series" - i.e. thermostat T1 is blocked by thermostat T2. This can be used e.g. so that thermostat T1 is operational and thermostat T2 is interlocking (emergency - e.g. when the device overheats).



Graphs legend:
 T1(2) - set thermostats temperature
 H1(2) - thermostats hysteresis

Looking for pricing, stock, or lifecycle information?

Click below to explore more details on WIN SOURCE:

- ⊖ [View TER-4/UNI on WIN SOURCE](#)
- ⊖ [ELKO EP North America LLC Information](#)

Optimize Your Supply Chain with WIN SOURCE Solutions

- ✓ Global Sourcing Solution
- ✓ Obsolete Management
- ✓ Cost Control Management
- ✓ Shortage Management
- ✓ Alternative Solution
- ✓ Excess Inventory Management