



# THE DATASHEET OF TER-3B





EAN code  
 TER-3A: 8595188138390  
 TER-3B: 8595188138406  
 TER-3C: 8595188138413  
 TER-3D: 8595188138420  
 TER-3G: 8595188138451  
 TER-3H: 8595188138468

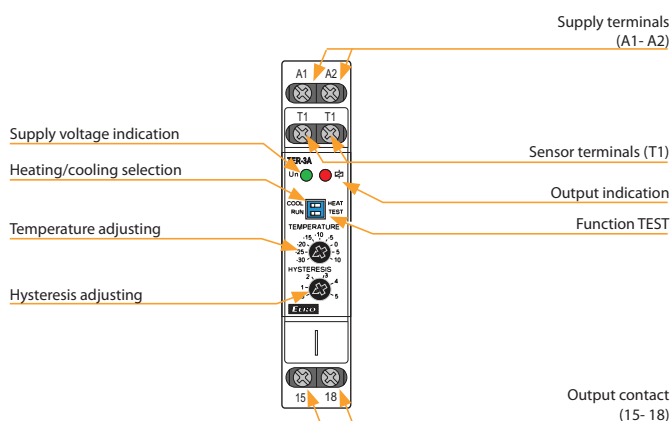
Technical parameters		TER-3	
Function:	single level		
Supply terminals:	A1-A2		
Voltage range:	AC/DC 24 - 240 V (galvanically unseparated) (AC 50-60 Hz)		
Burden:	max. 2 VA/1 W		
Max. dissipated power (Un + terminals):	2.5 W		
Supply voltage tolerance:	-15 %; + 10 %		
Measuring circuit			
Measuring terminals:	T1 - T1		
Temperature range (according to product type sensitivity):	TER-3A: 30 .. 10 °C (-22 .. 50 °F)	TER-3D: 0.. 60 °C (32 .. 140 °F)	
	TER-3B: 0 .. 40 °C (32 .. 104 °F)	TER-3G: 0.. 60 °C (32 .. 140 °F)	
	TER-3C: 30 .. 70 °C (86 .. 158 °F)	TER-3H: -15 .. 45 °C (5 .. 113 °F)	
Hysteresis:	adjustable in range 0.5 .. 5°C/0.9 .. 9 °F		
Sensor:	external, thermistor NTC, except for TER-3G (Pt100)		
Sensor fault indication (short circuit/disconnect):	flashing red LED		
Accuracy			
Setting accuracy (mech.):	5 %		
Switching difference:	0.5 °C/0.9 °F		
Temperature dependance:	< 0.1 %/°C (< 0.1 %/°F)		
Output			
Number of contacts:	1x NO-SPST (AgSnO <sub>2</sub> )		
Current rating:	16 A/AC1, 10 A/24 V DC		
Breaking capacity:	4000 VA/AC1, 300 W/DC		
Switching voltage:	250 V AC/24 V DC		
Output indication:	red LED		
Mechanical life:	10.000.000 ops.		
Electrical life (AC1):	100.000 ops.		
Other information			
Operating temperature:	-20 .. 55 °C (-4 .. 131 °F)		
Storage temperature:	-30 .. 70 °C (-22 .. 158 °F)		
Dielectrical strength:	2.5 kV (supply - output)		
Operating position:	any		
Mounting:	DIN rail EN 60715		
Protection degree:	IP40 from front panel/IP10 terminals		
Overvoltage category:	III.		
Pollution degree:	2		
Max. cable size (mm <sup>2</sup> ):	solid wire max. 2x 2.5 or 1x 4 with sleeve max. 1x 2.5 or 2x 1.5 (AWG 12)		
Dimensions:	90 x 17.6 x 64 mm (3.5" x 0.7" x 2.5")		
Weight:	64 g (2.3 oz.); TER-3G: 68 g (2.4 oz.)		
Standards:	EN 60255-1, EN 60255-26, EN 60255-27, IEC 60730-2-9		

#### Example of an order

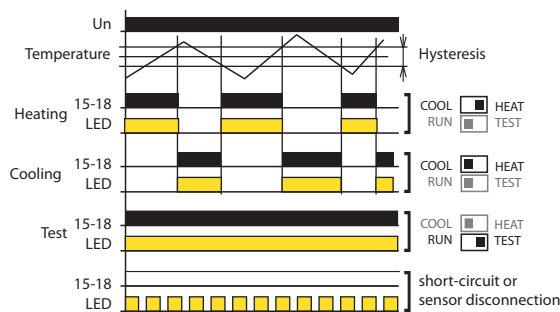
Always specify the type of thermostat (TER-3A, TER-3B .. or TER-3H) in the order according to the required temperature range.

- Single thermostat for temperature monitoring and regulation in range -30 °C to +70 °C (-22 °F to 158 °F) in six ranges.
- It can be used for monitoring temperature e.g. in switchboards, heating systems, cooling systems, liquids, radiators, motors, devices, open spaces, etc.
- Possibility to set function "heating"/"cooling".
- Adjustable hysteresis (sensitivity), switching by potentiometer in range 0.5 to 5 °C (0.9 to 9 °F).
- Choice of external temperature sensors with double insulation in standard lengths 3, 6 and 12 m (9.8', 19.7' and 39.4').
- It is possible to place sensor directly on terminal block - for temperature monitoring in a switchboard or in its surroundings.
- Red LED indicates status of output, green LED indicates energization of the device.

#### Description



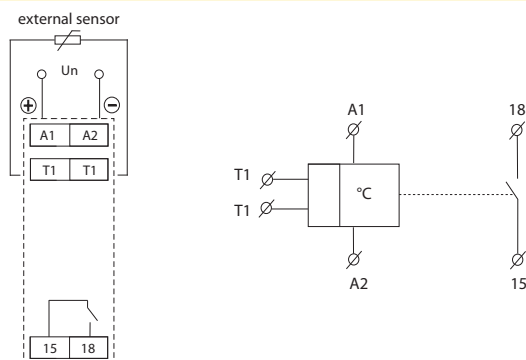
#### Function



It is a single but practical thermostat with separated sensor for monitoring temperature. Device is placed in a switchboard and external sensor senses temperature of required space, object, or liquid. Supply is not galvanically separated from sensor. Sensor is double insulated. Maximal length of delivered sensor is 12 m/39.4'. device has in-built indication of sensor damage, which means that in case of short-circuit or disconnection red LED flashes. Thanks to adjustable hysteresis, it is advantageous to regulate width of the range and thus define sensitivity of load switching. Sensed temperature is decreased by set hysteresis. When installing it is necessary to keep in mind that hysteresis is increased by temperature gradient between sensor's jacket and thermistor.

#### Connection

#### Symbol





EAN code  
 TER-3E: 8595188138437  
 TER-3F: 8595188138444

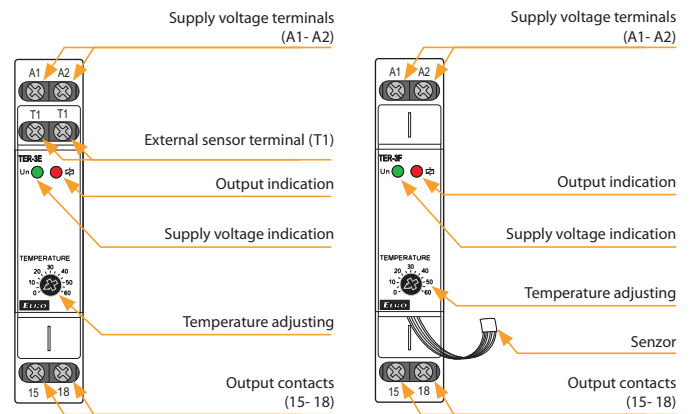
- Single thermostat for temperature monitoring and regulation in range 0 .. +60 °C (32 .. 140 °F).
- It can be used for temperature monitoring e.g. in switchboards, heating systems, liquids, radiators, motors, devices, open spaces, etc.
- Fixed hysteresis at 1 °C/(1.8 °F).
- **TER-3E:** choice of external temperature sensors with double insulation in standard lengths 3 (9.8'), 6 (19.7') and 12 m (39.4').
- **TER-3F:** sensor is a part of device, serves for monitoring temperature in a switchboard.

Technical parameters	TER-3E	TER-3F
Function:	single level	
Supply terminals:	A1-A2	
Voltage range:	AC/DC 24 - 240 V (AC 50-60 Hz)	
Burden:	max. 2 VA/1 W	
Max. dissipated power (Un + terminals):	2.5 W	
Supply voltage tolerance:	-15 %; +10 %	
<b>Measuring circuit</b>		
Measuring terminals:	T1 - T1	x
Temperature range:	0 .. +60 °C/(32 .. 140 °F)	
Hysteresis:	fixed 1 °C/(1.8 °F)	
Sensor:	thermistor NTC	built-in
Sensor fault indic. (short-circuit/disconnection):	flashing red LED	
<b>Accuracy</b>		
Setting accuracy (mech.):	5 %	
Switching difference:	0.5 °C (0.9 °F)	
Temperature dependance:	< 0.1 %/°C (°F)	
<b>Output</b>		
Number of contacts:	1x NO - SPST (AgSnO <sub>2</sub> )	
Current rating:	16 A/AC1,10 A/24 V DC	
Breaking capacity:	4000 VA/AC1, 300 W/DC	
Switching voltage:	250 V AC/24 V DC	
Output indication:	red LED	
Mechanical life:	10.000.000 ops.	
Electrical life (AC1):	100.000 ops.	
<b>Other information</b>		
Operating temperature:	-20 .. 55 °C (-4 .. 131 °F)	
Storage temperature:	-30 .. 70 °C (-22 .. 158 °F)	
Dielectrical strength:	any	
Operating position:	DIN rail EN 60715	
Mounting:	IP40 from front panel/IP10 terminals	
Protection degree:	III.	
Overvoltage category:	2	
Pollution degree:	solid wire max. 2x 2.5 or 1x 4	
Max. cable size (mm <sup>2</sup> ):	with sleeve max. 1x 2.5 or 2x 1.5 (AWG 12) 90 x 17.6 x 64 mm (3.5" x 0.7" x 2.5")	
Dimensions:	90 x 17.6 x 64 mm	
Weight:	64 g (2.3 oz.)	60 g (2.1 oz.)
Standards:	EN 60255-1, EN 60255-26, EN 60255-27, IEC 60730-2-9	

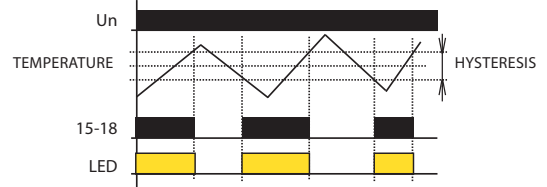
**Example of an order**

Please specify a type of thermostat in your order (TER-3E , TER-3F).

**Description**

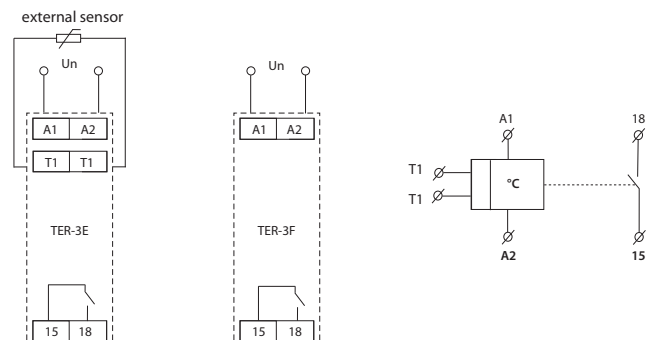


**Function**




It is a single thermostat for temperature monitoring with separated sensor (except for TER-3F). Device is located in a switchboard and external sensor senses temperature of required space, object or liquid. Supply is not galvanically separated from sensor but sensor is double insulated. Maximal length of sensor cable is 12 m (39.4'). Temperature sensing is decreased by set hysteresis. When installing it is necessary to keep in mind that hysteresis is increased by temperature gradient between sensor's jacket and thermistor.

**Connection Symbol**



## Looking for pricing, stock, or lifecycle information?

Click below to explore more details on WIN SOURCE:

-  [View TER-3B on WIN SOURCE](#)
-  [ELKO EP North America LLC Information](#)

## Optimize Your Supply Chain with WIN SOURCE Solutions

-  Global Sourcing Solution
-  Obsolete Management
-  Cost Control Management
-  Shortage Management
-  Alternative Solution
-  Excess Inventory Management