



**THE DATASHEET OF  
SOU-1/UNI + PHOTODIODE SKS-100**





EAN code  
 SOU-1/230V + SKS-100: 8595188121002  
 SOU-1/UNI + SKS-100: 8595188180467  
 Photosensor SKS-100: 859403037288

Technical parameters		SOU-1
Supply terminals:		A1 - A2
Voltage range:	UNI	AC/DC 12 - 240 V (AC 50-60 Hz)
Power input max.:		AC 1.5 VA/0.9 W
Voltage range:	230	AC 230 V (50-60 Hz)
Power input max.:		3 VA/2 W
Max. dissipated power (Un + terminals):		4 W
Supply voltage tolerance:		-15 %; +10 %
Supply indication:		green LED
Time delay:		0 - 2 min
Time delay setting:		potentiometer
Illumination range LUX1:		1 - 100 Lx
Illumination range LUX2:		100 - 50 000 Lx

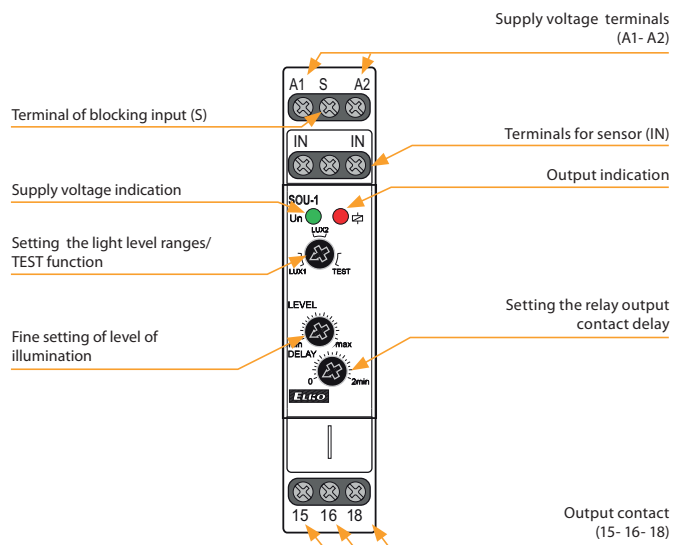
Output	
Number of contacts:	1x changeover (AgSnO <sub>2</sub> )
Current rating:	16 A/AC1; 1 HP 240 Vac, 1/2 HP 120 Vac; PD. B300
Breaking capacity:	4000 VA/AC1, 384 W/DC
Inrush current:	30 A/< 3 s
Switching voltage:	250 V AC/24 V DC
Output indication:	red LED
Mechanical life:	10.000.000 ops.
Electrical life (AC1):	100.000 ops.

Control	
Power the control input:	0.3 W
Load between S-A2:	yes
Control. terminals:	A1 - S
Impulse length:	min. 25 ms/max. unlimited
Reset time:	150 ms

Other information	
Operating temperature:	-20 .. +55 °C (-4 .. 131 °F)
Storage temperature:	-30 .. +70 °C (-22 .. 158 °F)
Dielectric strength:	4 kV (supply - output)
Operating position:	any
Mounting:	DIN rail EN 60715
Protection degree:	IP40 from front panel/IP20 terminals
Sensor cable length:	max. 50 m (standard wire)
Overtoltage category:	III.
Pollution degree:	2
Max. cable size (mm <sup>2</sup> ):	solid wire max. 1x 2.5 or 2x 1.5/ with sleeve max. 1x 2.5 (AWG 12)
Dimensions:	90 x 17.6 x 64 mm (3.5 x 0.7 x 2.5 inch)
Weight:	(UNI): 66 g (2.3 oz.)/(230 V): 63 g (2.2 oz.)
Dimensions of sensor SKS-100:	58 x Ø 24 mm (2.3" x Ø 0.9")
Weight of sensor SKS-100:	20 g (0.5 oz.)
Standards:	EN 60669-1, EN 60669-2-1

- Is used to control lights on the basis of ambient light intensity.
- Used for switching street illumination and garden lights, illumination of advertisements, shop windows, etc.
- Level of ambient intensity is monitored by an external sensor SKS-100 and output is switched according to set level on the device.
- Control input for additional control, e.g. time switch, preswitch etc.
- Level of illumination adjustable in two ranges:  
1 - 100 lx and 100 - 50000 lx.
- Adjustable time delay to eliminate short term fluctuation in illumination.
- External sensor IP65 suitable for mounting on the wall (cover and holder of a sensor are a part of the package).

## Description

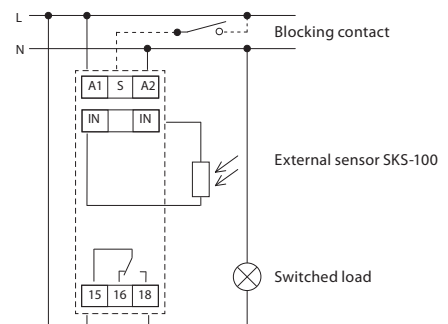


LUX1: Range 1 - 100 Lx.

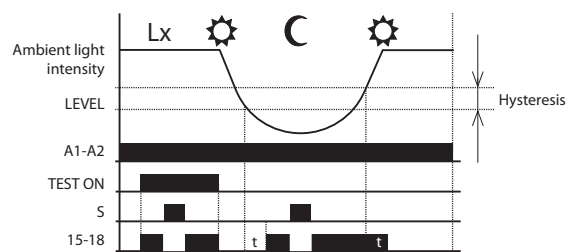
LUX2: Range 100 - 50 000 Lx.

TEST: By switching to position TEST all function are switched off and switching contacts of output relay are switched on. The function TEST is used for testing of right connection of load and for verification of failure (breaking of the bulb).

## Connection



## Function



## Looking for pricing, stock, or lifecycle information?

Click below to explore more details on WIN SOURCE:

-  [View SOU-1/UNI + Photosensor SKS-100 on WIN SOURCE](#)
-  [ELKO EP North America LLC Information](#)

## Optimize Your Supply Chain with WIN SOURCE Solutions

-  Global Sourcing Solution
-  Obsolete Management
-  Cost Control Management
-  Shortage Management
-  Alternative Solution
-  Excess Inventory Management