



THE DATASHEET OF PMR3-70



HRN3-70, PMR3-70 | Voltage monitoring relays in 3P with selectable range



EAN code
HRN3-70: 8595188188838
PMR3-70: 8595188185288

Technical parameters	HRN3-70	PMR3-70
Supply/monitored terminals:	L1-L2-L3	3-4-5
Supply/monitored voltage:	AC 3x 190 – 500 V (50-60 Hz)	
Consumption (max.):	2 VA/1 W	
Upper level (Umax):	110 %Un	
Lower level (Umin):	80 – 95 %Un	
Asymmetry:	adjustable, 2 – 10 %Un + OFF	
Max. permanent voltage:	AC 3x 550 V	
Peak overload (1 s):	AC 3x 600 V	
Time delay (t1):	2 s	
Time delay (t2):	adjustable, 0.3 – 30 s	
Time delay (t3):	adjustable, 1 – 300 s	
Accuracy:		
Hysteresis (fault to OK):	5 %	
Output		
Contact type:	2x changeover (AgNi)	1x changeover (AgNi)
Current rating:	13 A/AC1; 1 HP 240 Vac, 1/2 HP 120 Vac; PD. B300	
Breaking capacity:	4000 A/AC1, 384 W/DC1	
Switching voltage:	250 V AC/24 V DC	
Power dissipation (max.):	2.4 W	1.2 W
Mechanical life:	10.000.000 ops.	
Electrical life (AC1):	100.000 ops.	
Other information		
Operating temperature:	–20 .. 55 °C (–4 .. 131 °F)	
Storage temperature:	–30 .. 70 °C (–22 .. 158 °F)	
Dielectric strength:		
supply – output 1	AC 4 kV	AC 2.5 kV
supply – output 2	AC 4 kV	-
output 1 – output 2	AC 4 kV	-
Operating position:	any	
Mounting:	DIN rail EN 60715	into socket (8-pin)
Protection degree:	IP40 front panel / IP20 terminals	IP40
Overvoltage category:	III.	
Pollution degree:	2	
Cross-wire section – solid/ stranded with ferrule (mm²):	max. 1x 2.5, 2x 1.5/ max. 1x 2.5 (AWG 14)	max. 1x 4, 2x 2.5/ max. 1x 4 (AWG 12)
Dimensions:	90 x 52 x 66 mm	48 x 48 x 79 mm
Weight:	140 g (4.94 oz)	100 g (3.53 oz)
Standards:	EN 60255-1, EN 60255-26, EN 60255-27	

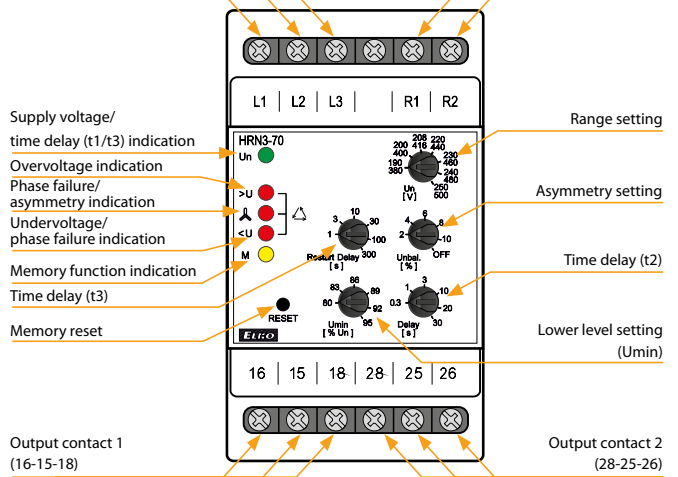
- It is used for monitoring of voltage, phase failure, sequence and asymmetry in 3-phase network.
- Wide range of monitored voltage with automatic selection of a low/high range.
- Fixed overvoltage level (Umax), adjustable undervoltage level (Umin).
- Adjustable time delay t2 (to eliminate short-term voltage drops and peaks).
- Adjustable time delay t3 (to eliminate short-term OK state).
- Adjustable asymmetry level with option to turn it OFF.
- Measures true root mean square value of the voltage - TRUE RMS.
- Fault memory reset can be done by RESET button on the panel or by an external opening contact.

Description

HRN3-70

Supply/monitored terminals (L1-L2-L3)

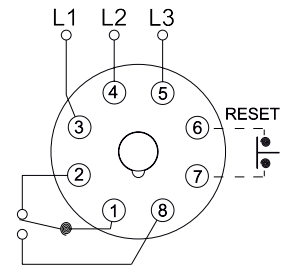
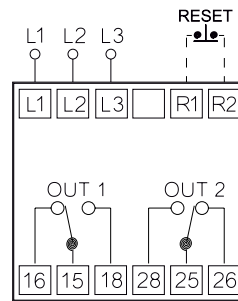
External reset terminals of memory (R1-R2)



Connection

HRN3-70

PMR3-70



Range switch (Un)



The range switch has two ranges of phase-to-phase voltage values:

low (190 to 250V) and high (380 to 500V)

After connecting to the supply/monitored voltage, the device evaluates voltage size and selects the corresponding range of values. When switching between individual positions within the selected range, the green „LED Un“ will flash briefly.

Looking for pricing, stock, or lifecycle information?

Click below to explore more details on WIN SOURCE:

-  [View PMR3-70 on WIN SOURCE](#)
-  [ELKO EP North America LLC Information](#)

Optimize Your Supply Chain with WIN SOURCE Solutions

-  Global Sourcing Solution
-  Obsolete Management
-  Cost Control Management
-  Shortage Management
-  Alternative Solution
-  Excess Inventory Management