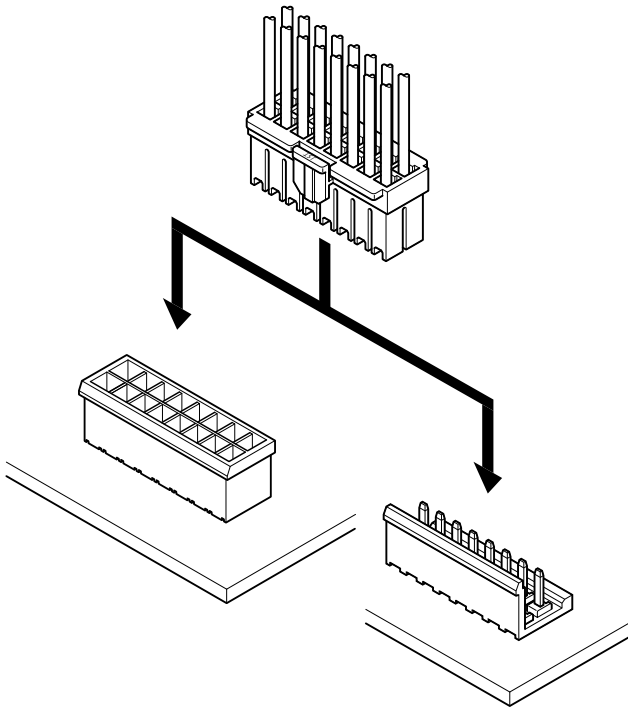


XL CONNECTOR

5.0 mm pitch/Disconnectable Crimp style connectors

(Combined use for both wire-to-board and wire-to-wire connections)



The reliable XL connectors have been developed by utilizing the technology of JST's field proven VH and SM connectors. The XL connectors are being used in electric appliances, vending machines, and office automation equipment.

- Reliable housing construction
- Easy contact insertion
- Box-shaped contact
- Two types of connections

Specifications

- Current rating: 10 A AC, DC (Refer to the table below.)
- Voltage rating: 150 V AC, DC
- Temperature range: -25°C to +90°C
(including temperature rise in applying electrical current)
- Contact resistance: Initial value/ 7 mΩ max.
After environmental testing/ 10 mΩ max.
- Insulation resistance: 1,000 MΩ min.
- Withstanding voltage: 1,500 VAC/minute
- Applicable wire: AWG #26 to #16
- Applicable PC board thickness: 1.6 mm
- * Compliant with RoHS.
- * Refer to "General Instruction and Notice when using Terminals and Connectors" at the end of this catalog.
- * Contact JST for details.

Note:

The rated current varies depending on the number of circuits and the size of the wire to be connected by crimping.

Current unit:A

No. of circuits	Wire size (AWG)					
	#16	#18	#20	#22	#24	#26
2	10	6	5	4	3	3
3	9	5	4	3	3	2
4	9	5	4	3	3	2
8	6	4	3	3	2	2
12	6	4	3	3	2	2
16	5	3	2	2	1	1

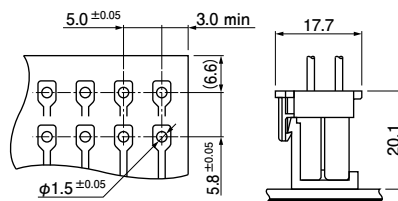
Note:

Do not branch in parallel current which exceeds the rated current per circuit listed below. (Example: more than 10A in the case of a 2-circuit connector using AWG #16 wires.) If branched in parallel, current imbalance or other problems may develop.

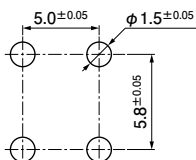
Standards

- ☑ Recognized E60389
- ☑ Certified LR20812
- ☑ R75150

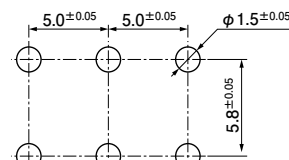
PC board layout and Assembly layout



[HDS type]
Top entry type



[HDS type]
Side entry type



Note: 1. Tolerances are non-cumulative: ± 0.05 mm for all centers.

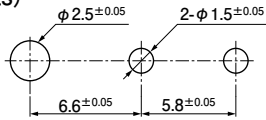
2. Hole dimensions differ according to the type of PC board and piercing method. The dimensions above should serve as a guideline. Contact JST for details.

XL CONNECTOR

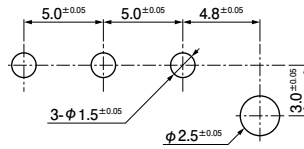
PC board layout

[HDB type] Top entry type

(2 circuits)

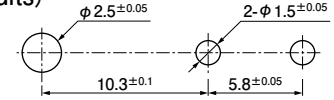


(3 circuits)

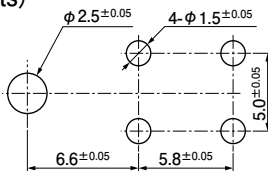


[HDB type] Side entry type

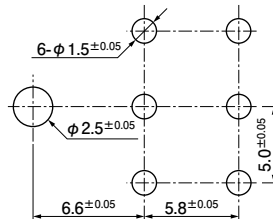
(2 circuits)



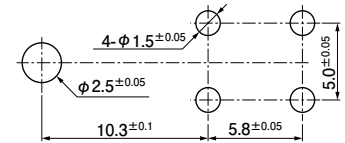
(4 circuits)



(6 circuits)



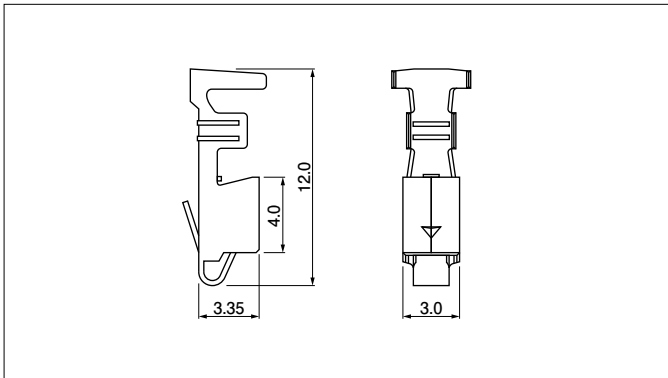
(4 circuits)



Note: 1. Tolerances are non-cumulative: ± 0.05 mm for all centers.

2. Hole dimensions differ according to the type of PC board and piercing method. The dimensions above should serve as a guideline. Contact JST for details.

Contact



Model No.	Applicable wire		Insulation O.D. (mm)	Q'ty/ reel
	mm ²	AWG #		
SXF-01T-P0.7	0.13 to 0.5	26 to 20	1.3 to 2.7	3,000
SXF-41T-P0.7	0.5 to 1.25	20 to 16	1.9 to 3.1	
	0.3×2 to 0.5×2	22×2 to 20×2	1.7×2 to 2.0×2	

Material and Finish

Phosphor bronze, tin-plated (reflow treatment)

RoHS compliance

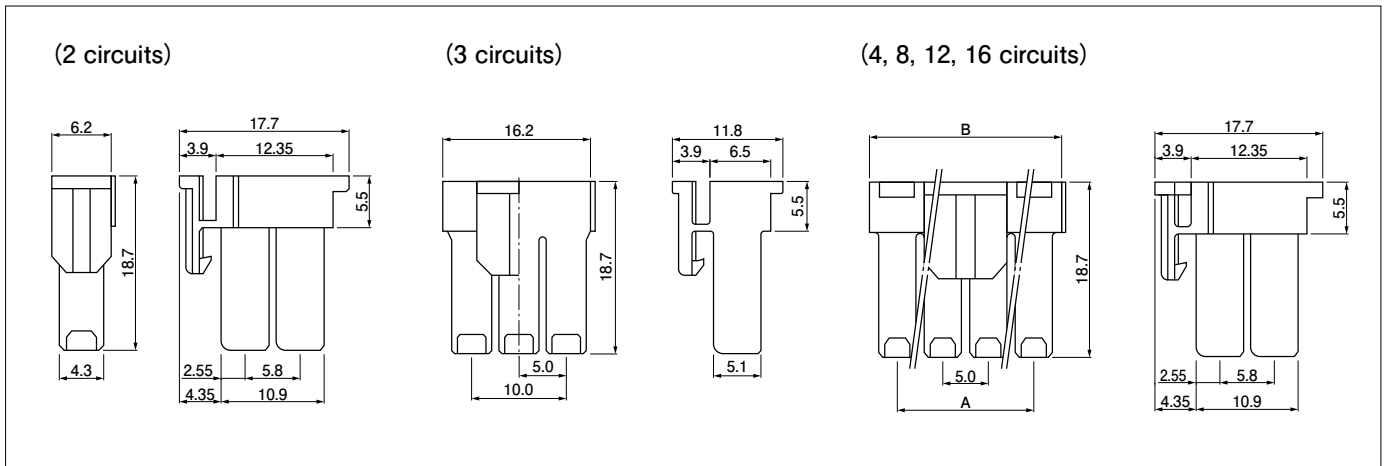
Note: Contact JST for brass products.

Contact	Crimping machine	Applicator		
		Crimp applicator	Dies	Crimp applicator with dies
SXF-01T-P0.7	AP-K2N	MKS-L	MK/SXF-01-07	APLMK SXF01-07
SXF-41T-P0.7			MK/SXF-41-07	APLMK SXF41-07

Note: Contact JST for fully automatic crimping applicator.

XL CONNECTOR

Housing



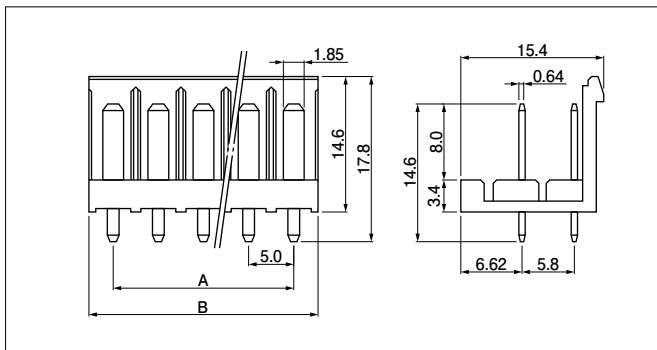
No. of circuits	Model No.	Dimensions (mm)		Q'ty/bag
		A	B	
2	XLP-02V	—	—	500
3	XLP-03V	—	—	500
4	XLP-04V	5.0	11.2	500
8	XLP-08V	15.0	21.2	500
12	XLP-12V	25.0	31.2	200
16	XLP-16V	35.0	41.2	200

Material

PA 66, UL94V-0, natural (white)

RoHS compliance

Header



No. of circuits	Model No.	Dimensions (mm)		Q'ty/box
		A	B	
2	B02P-XL	—	5.0	250
4	B04P-XL	5.0	10.0	200
8	B08P-XL	15.0	20.0	100
12	B12P-XL	25.0	30.0	50
16	B16P-XL	35.0	40.0	50

Material and Finish

Post: Brass, copper-undercoated, tin-plated (reflow treatment)
Wafer: PA 66, UL94V-0, natural (white)

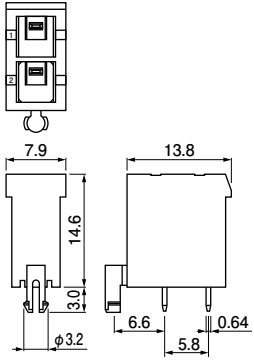
RoHS compliance This product displays (LF)(SN) on a label.

XL CONNECTOR

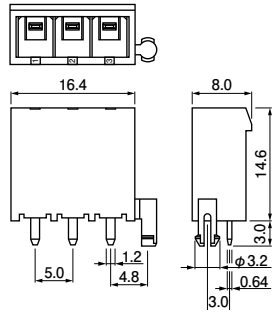
Header <HDB type>

Top entry type

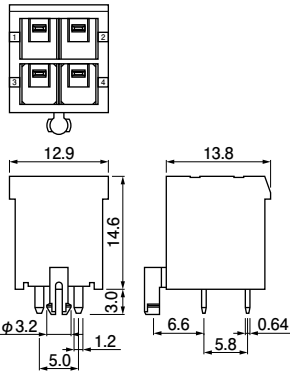
(2 circuits)



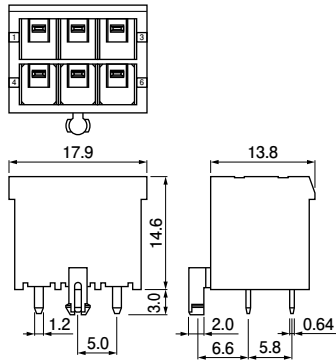
(3 circuits)



(4 circuits)

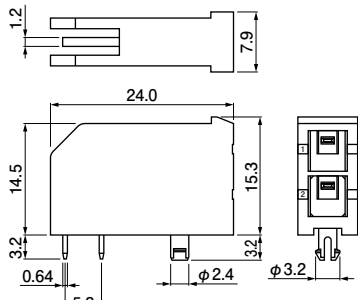


(6 circuits)

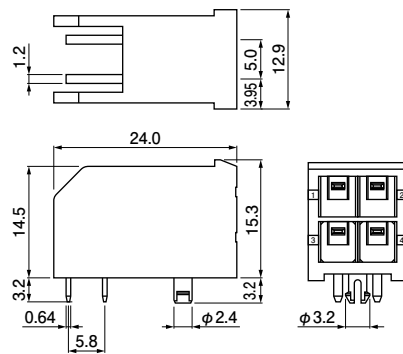


Side entry type

(2 circuits)



(4 circuits)



No. of circuits	Model No.		Q'ty/box	
	Top entry type	Side entry type	Top entry type	Side entry type
2	B02P-XL-HDB	S02P-XL-HDB	200	100
3	B03P-XL-HDB	—	200	—
4	B04P-XL-HDB	S04P-XL-HDB	200	100
6	B06P-XL-HDB	—	100	—

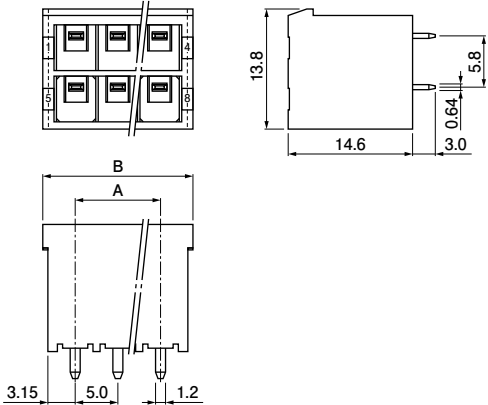
Material and Finish

Post: Brass, copper-undercoated, tin-plated (reflow treatment)
Wafer: PA 66, UL94V-0, natural (white)

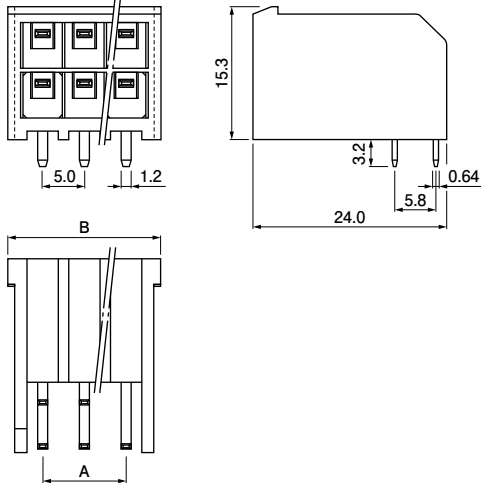
RoHS compliance This product displays (LF)(SN) on a label.

Header <HDS type>

Top entry type



Side entry type



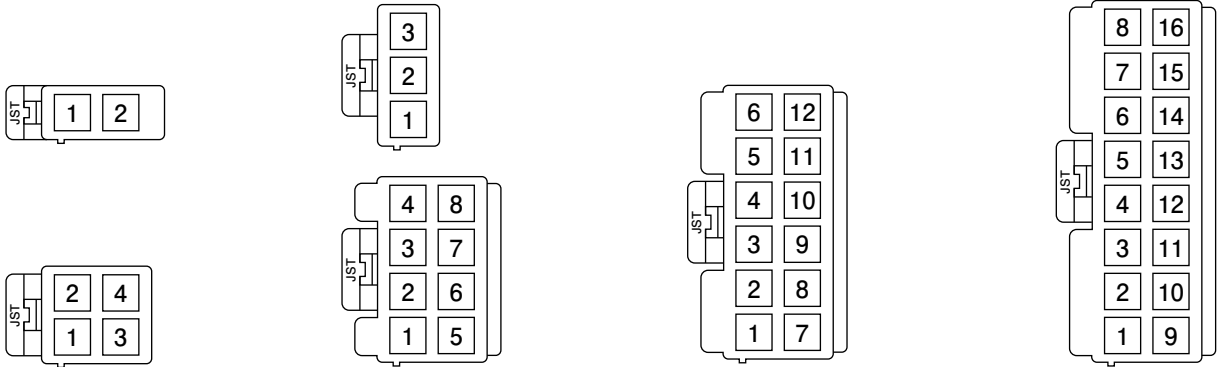
No. of circuits	Model No.		Dimensions (mm)		Q'ty	
	Top entry type	Side entry type	A	B	Top/bag	Side/box
2	B02P-XL-HDS	—	—	7.9	200	—
4	B04P-XL-HDS	—	5.0	12.9	200	—
8	B08P-XL-HDS	S08P-XL-HDS	15.0	22.9	100	40
12	B12P-XL-HDS	S12P-XL-HDS	25.0	32.9	50	30
16	B16P-XL-HDS	S16P-XL-HDS	35.0	42.9	40	20

Material and Finish

Post: Brass, copper-undercoated, tin-plated (reflow treatment)
 Wafer: PA 66, UL94V-0, natural (white)

RoHS compliance This product displays (LF)(SN) on a label.

Contact position location numbers



XL CONNECTOR

Model number allocation

Contact

SXF - 01 T - P 0.7

Form: S...Strip form, B...Loose piece

Series name

Shape: F...Socket contact

Applicable wire range:
 01...AWG #26 to #20
 41...AWG #20 to #16
 41...AWG #22 × 2 conductors to AWG #20 × 2 conductors

Surface finish: T...Tin-plated (reflow treatment)

Material: P...Phosphor bronze

Terminal size

Housing

XL P - 02 V -

Series name

Part name: Plug

No. of circuits: 2, 3, 4, 8, 12, 16

Flammability: V...UL94V-0

Color: None...Natural (White), K...Black, R...Red, E...Blue, Y...Yellow

Header

B 02 P - XL -

Shape of assembled product: B...Top entry type

No. of circuits: 2, 4, 8, 12, 16

Series name

Color: S...Natural (White), K...Black, R...Red, E...Blue, Y...Yellow

Header (HDB type)

B 02 P - XL - HDB -

Shape of assembled product:
 B...Top entry type
 S...Side entry type

No. of circuits: Top entry type...2 to 4, 6
 Side entry type...2, 4

Series name

Type name

Color: None...Natural (White), K...Black, R...Red, E...Blue,
 Y...Yellow, M...Green, H...Gray, N...Brown,
 D...Orange, L...Lemon yellow

Header (HDS type)

B 08 P - XL - HDS -

Shape of assembled product:
 B...Top entry type
 S...Side entry type

No. of circuits: Top entry type...2, 4, 8, 12, 16
 Side entry type...8, 12, 16

Series name

Type name

Color: None...Natural (White), K...Black, R...Red, E...Blue, Y...Yellow

Note: Depending on the colors, it may take some time for delivery.

Looking for pricing, stock, or lifecycle information?

Click below to explore more details on WIN SOURCE:

- [View S08P-XL-HDS\(LF\)\(SN\) on WIN SOURCE](#)
- [JST Sales America Inc. Information](#)

Optimize Your Supply Chain with WIN SOURCE Solutions

- ✓ Global Sourcing Solution
- ✓ Obsolete Management
- ✓ Cost Control Management
- ✓ Shortage Management
- ✓ Alternative Solution
- ✓ Excess Inventory Management